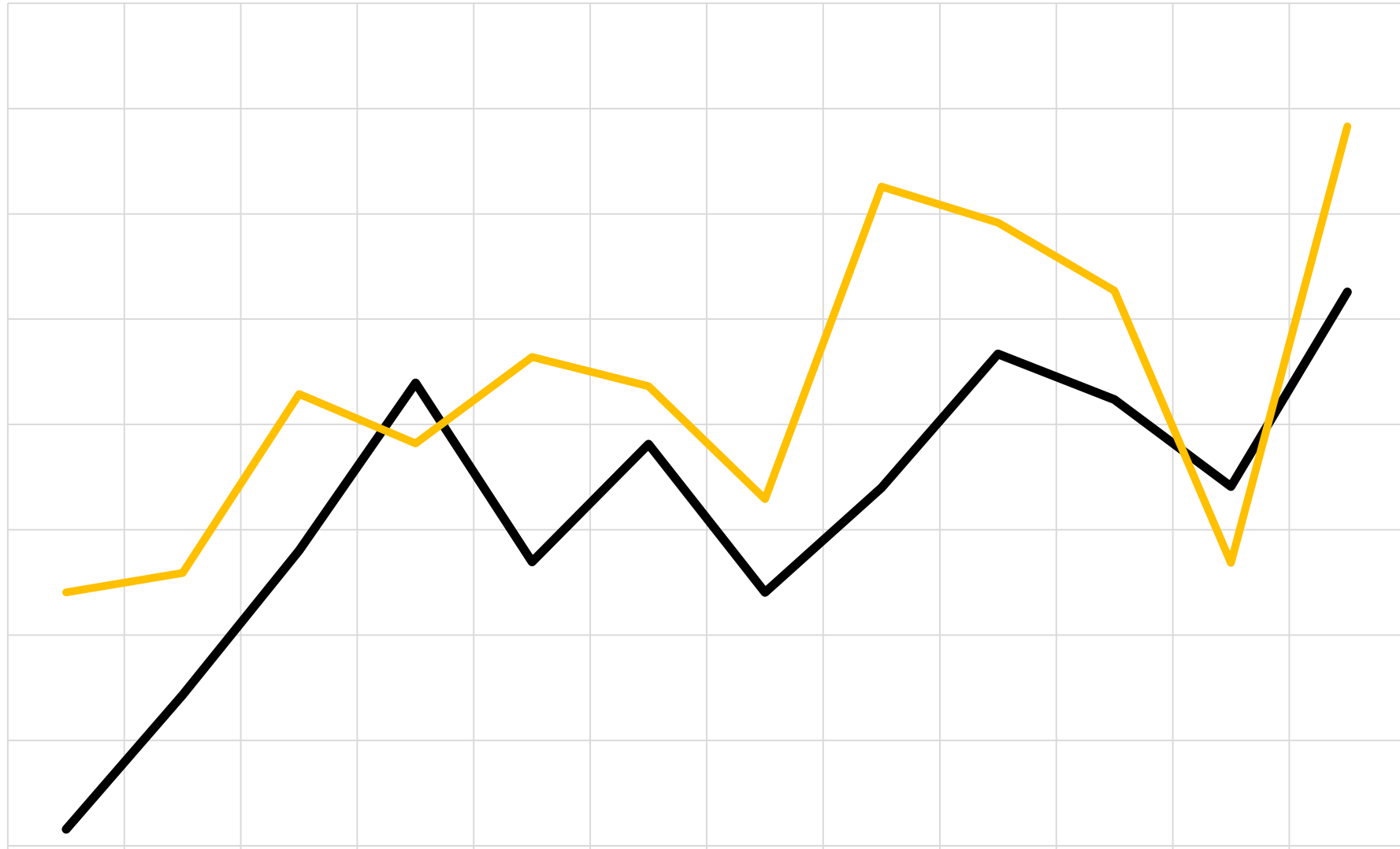


WIDER MISSION SUPPORT

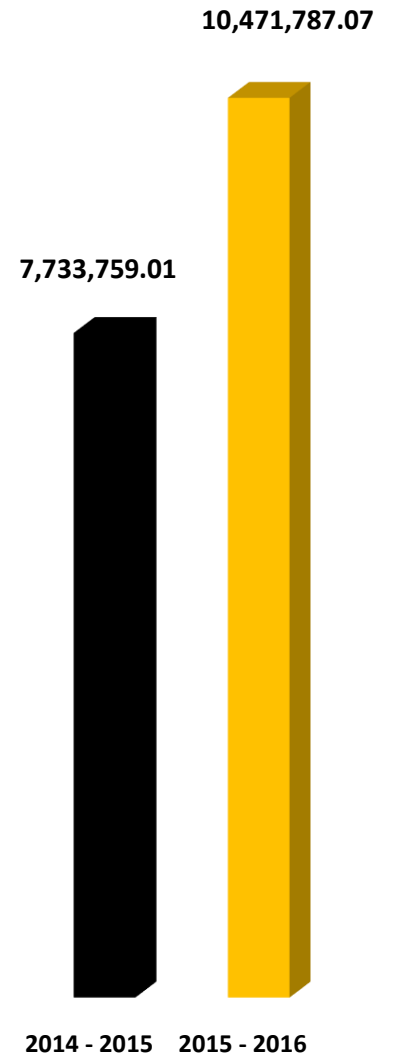
(June 1, 2014 – May 31, 2016)

.....*greater* than what we planned

MONTHLY COMPARATIVE GIVING



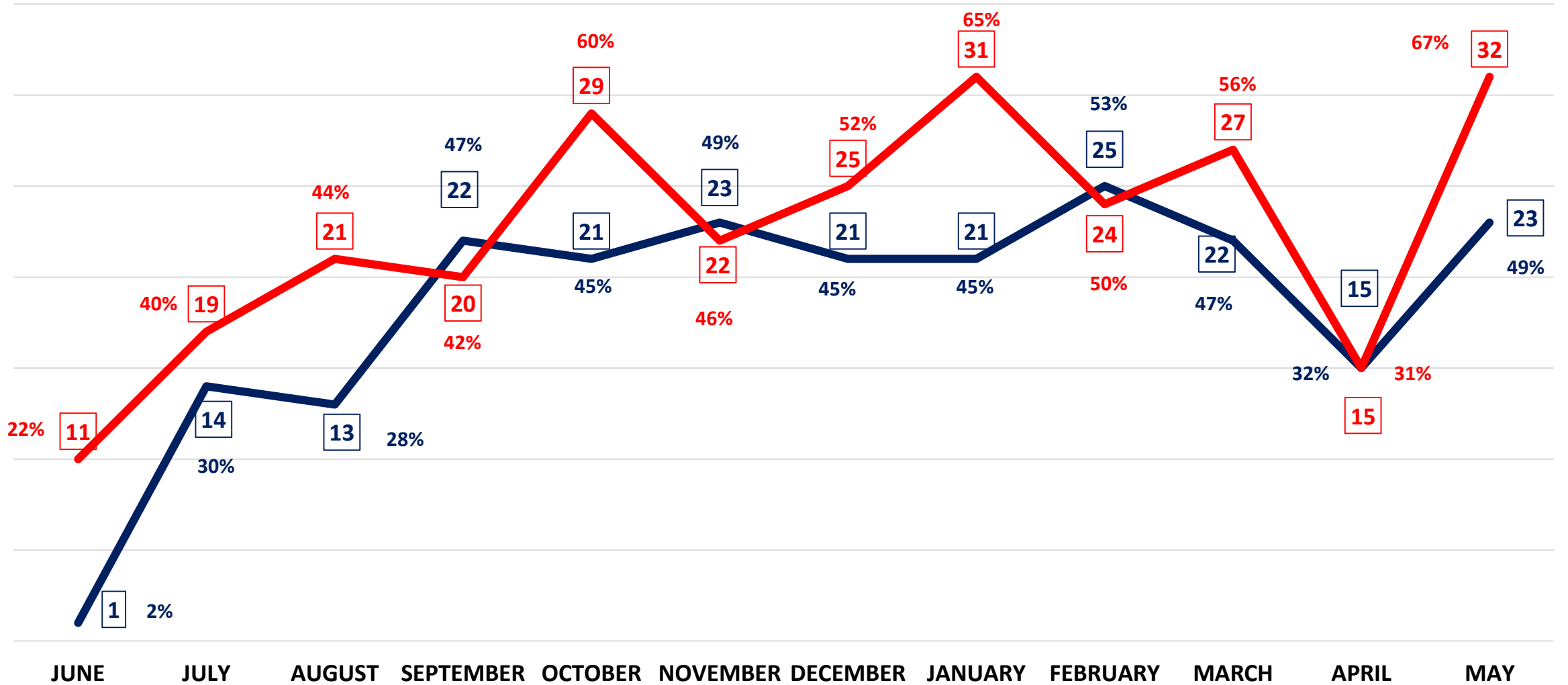
	JUNE	JULY	AUGUST	SEPTEMBER	OCTOBER	NOVEMBER	DECEMBER	JANUARY	FEBRUARY	MARCH	APRIL	MAY
2014 - 2015	31,100.00	286,596.51	560,485.38	878,852.07	538,855.76	762,581.17	480,940.07	679,667.81	933,915.60	847,072.52	682,075.06	1,051,617.06
20150 - 2016	481,000.46	517,801.66	857,609.33	764,157.46	927,981.13	872,745.78	658,385.50	1,251,751.23	1,183,052.58	1,054,147.04	536,940.12	1,366,214.78



CONFERENCES' PARTICIPATION

2014 – 2015 (47)

2015 – 2016 (48)



WIDER MISSION SUPPORT

June 1, 2015 - May 31, 2016

June 1, 2014 -

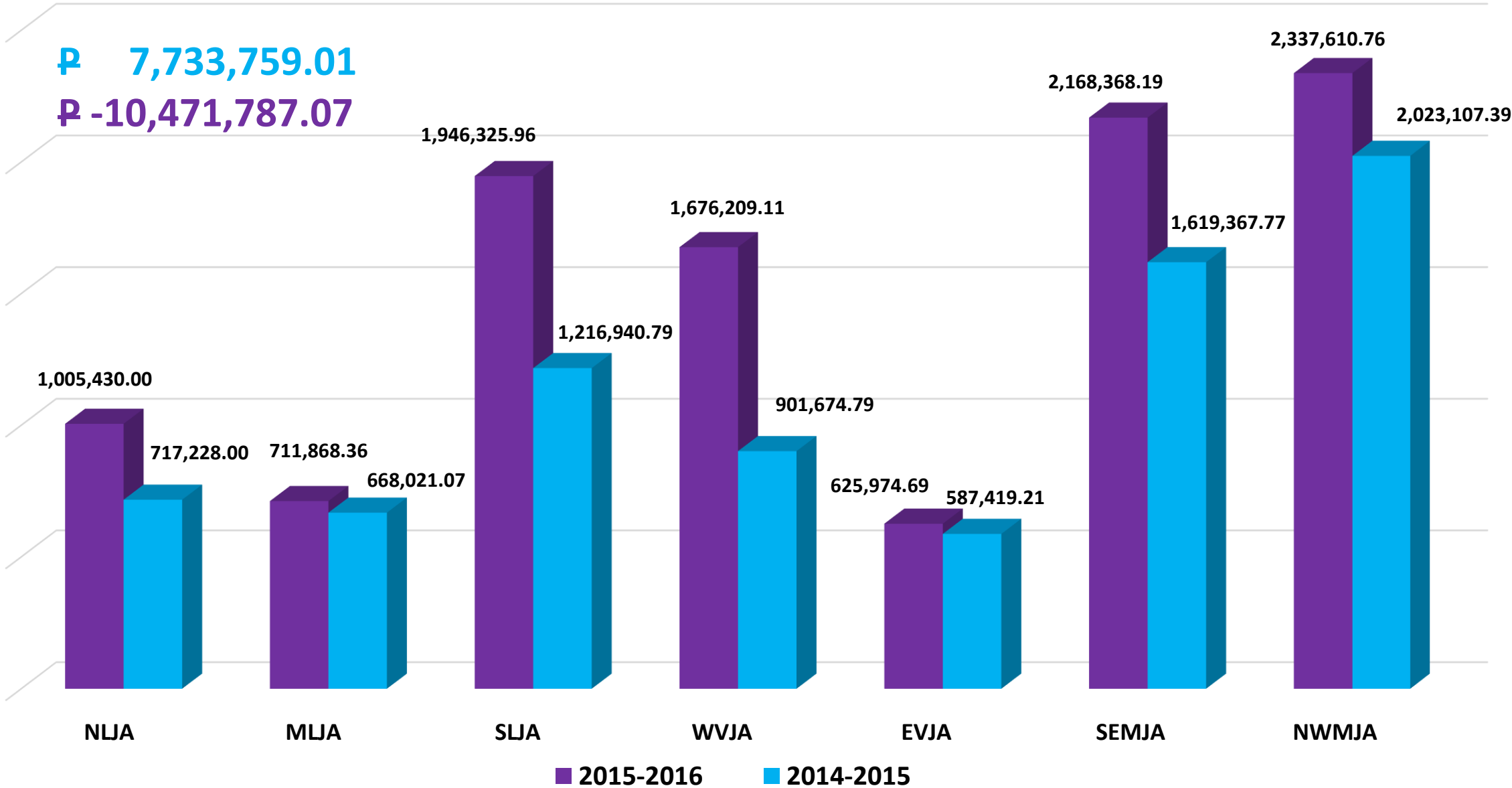
	JUNE	JULY	AUGUST	SEPTEMBER	OCTOBER	NOVEMBER	DECEMBER	JANUARY	FEBRUARY	MARCH	APRIL	MAY	TOTAL	May 31, 2015
NORTH LUZON JURISDICTION														
Apayao Associate Conference					2,000.00		5,000.00			10,000.00		8,175.00	25,175.00	25,750.00
Highland Conference			25,000.00	50,000.00				25,000.00		25,000.00		26,985.00	151,985.00	100,000.00
North Central Luzon Conference			20,000.00		30,000.00		30,000.00		20,000.00			35,000.00	135,000.00	100,000.00
North Central Luzon-Amburayan Conference				20,000.00			40,000.00				20,000.00	20,000.00	100,000.00	100,000.00
Northeast Luzon Conference		53,000.00			56,550.00		25,000.00		35,000.00	25,000.00	35,060.00	2,545.00	232,155.00	161,495.00
Northwest Luzon Conference					15,000.00	6,564.00	10,000.00			20,000.00		52,359.00	103,923.00	32,983.00
North Highland Associate Conference		20,000.00	20,000.00	20,000.00	20,000.00	10,000.00	6,000.00	20,000.00		20,000.00	35,000.00	29,000.00	200,000.00	160,000.00
Middle Higland Conference		15,000.00						15,000.00			20,000.00		50,000.00	33,000.00
New Abra Conference (ISAC)						1,592.00	900.00		1,700.00			3,000.00	7,192.00	4,000.00
sub-total	0.00	88,000.00	65,000.00	90,000.00	123,550.00	18,156.00	116,900.00	60,000.00	56,700.00	100,000.00	110,060.00	177,064.00	1,005,430.00	717,228.00
MIDDLE LUZON JURISDICTION														
United Metropolis Conference		10,913.00	981.00	21,195.00	11,760.15		11,134.25	20,627.00	2,050.00	10,809.60	16,764.00	20,000.00	126,234.00	86,896.52
Lowland Cavite - South Manila Conference		20,000.00	35,000.00	48,653.24	55,776.40			42,064.58	190,090.64	40,000.00		55,049.50	486,634.36	493,124.55
West Central Luzon Conference		26,000.00			15,000.00								41,000.00	14,000.00
Northeast Nueva Ecija Asso. Conference		7,000.00							7,000.00				14,000.00	23,000.00
Central Luzon Conference		4,000.00		5,000.00									9,000.00	11,000.00
Manila North Conference			5,000.00			10,000.00			20,000.00				35,000.00	40,000.00
sub-total	0.00	67,913.00	40,981.00	74,848.24	82,536.55	10,000.00	11,134.25	62,691.58	219,140.64	50,809.60	16,764.00	75,049.50	711,868.36	668,021.07
SOUTH LUZON JURISDICTION														
Upland Cavite Conference (KTKK)		17,721.35	65,987.28			38,447.24	30,000.00	120,542.91	27,372.78	111,877.08	88,051.36		500,000.00	337,116.42
Batangas Associate Conference			47,281.35					96,184.50	69,854.78	129,991.10		90,324.52	433,636.25	
Oriental Mindoro Conference (Mindoro Conference)			5,500.00		10,000.00			5,000.00	7,500.00				28,000.00	20,000.00
Occidental Mindoro Associate Conference (OMAC)			1,250.00	2,000.00			1,150.00	2,600.00					7,000.00	12,150.00
Southern Tagalog Conference			41,158.62	17,095.76	21,563.34	16,167.88	16,212.06	21,498.36	28,301.96	12,597.82		60,292.11	234,887.91	260,409.03
North Bicol Conference	53,487.35				20,713.85	17,654.79	10,333.00	45,698.00	52,622.86	75,386.55			275,896.40	204,813.55
South Bicol Conference	69,108.62					31,720.45		46,064.35		22,225.25		47,881.38	217,000.05	163,451.78
Northeast Southern Tagalog Conference			30,081.69	20,246.06	25,261.03		36,545.28	64,966.50				43,944.79	221,045.35	204,000.00
Palawan Associate Conference					4,000.00			10,000.00			9,860.00	5,000.00	28,860.00	15,000.00
sub-total	122,595.97	17,721.35	191,258.94	39,341.82	81,538.22	103,990.36	94,240.34	412,554.62	185,652.38	352,077.80	97,911.36	247,442.80	1,946,325.96	1,216,940.78

June 1, 2015 - May 31, 2016														June 1, 2014 -
	JUNE	JULY	AUGUST	SEPTEMBER	OCTOBER	NOVEMBER	DECEMBER	JANUARY	FEBRUARY	MARCH	APRIL	MAY	TOTAL	May 31, 2015
WESTERN VISAYAS JURISDICTION														
Bohol Conference	15,000.00	20,000.00	15,000.00	20,000.00	15,000.00	25,000.00	25,000.00	30,000.00	15,000.00	15,000.00	25,000.00	10,000.00	230,000.00	162,000.00
Cebu Conference			203,248.34		221,028.14	99,433.74	60,000.00		111,692.02	50,453.64		53,910.06	799,765.94	541,567.46
North Negros Conference					20,000.00			50,000.00				94,000.00	164,000.00	40,000.00
Negros District Conference	100,000.00		100,000.00			100,000.00						100,000.00	400,000.00	50,000.00
Central Negros Associate Conference								22,366.75			4,391.70	13,684.72	40,443.17	55,081.05
Western Visayas Conference					12,000.00			11,000.00	19,000.00				42,000.00	53,026.28
sub-total	115,000.00	20,000.00	318,248.34	20,000.00	268,028.14	224,433.74	85,000.00	113,366.75	145,692.02	65,453.64	29,391.70	271,594.78	1,676,209.11	901,674.79
EASTERN VISAYAS JURISDICTION														
Masbate Conference													0.00	20,000.00
Northeastern Leyte-Biliran Conference					19,630.69								19,630.69	124,589.71
Samar Island District Conference					15,855.00			12,482.00	7,937.00	16,120.00			52,394.00	68,802.00
Southern Western Leyte Conference		30,550.75	35,800.50	38,588.25	39,800.50	30,260.00	37,000.00	40,000.00	40,100.00	30,850.00	41,000.00	20,000.00	383,950.00	271,947.50
Northern Western Samar Conference					15,000.00	65,000.00		40,000.00				50,000.00	170,000.00	102,080.00
sub-total	0.00	30,550.75	35,800.50	38,588.25	90,286.19	95,260.00	37,000.00	92,482.00	48,037.00	46,970.00	41,000.00	70,000.00	625,974.69	587,419.21
SOUTHEAST MINDANAO JURISDICTION														
Surigao District Conference	19,350.75	21,300.00	37,001.00	22,500.00	29,780.00	54,000.00	70,292.25	41,750.00	306,000.00	40,000.00			641,974.00	167,313.50
Agusan District Conference	66,969.10	62,227.95	69,885.15	48,248.50	61,751.20	43,706.70	60,833.75	67,604.50	60,827.60	67,817.20	49,049.15	40,049.15	698,969.95	522,450.50
Cotabato Annual Conference	5,000.00						15,000.00	10,000.00	5,000.00	10,000.00		35,000.00	80,000.00	55,000.00
South Cotabato Sarangani District Conf.		10,800.00		6,500.00	3,000.00	3,500.00	3,000.00	11,900.00	4,500.00	17,000.00		3,000.00	63,200.00	48,159.50
Northeastern Davao District Conference	51,005.00		35,000.00			56,813.75	18,080.00	24,590.00	72,097.00	37,000.00		70,800.00	365,385.75	412,337.50
Southern Mindanao District Conference	25,162.15	15,834.50	23,280.14	53,507.17	23,053.69	17,454.30	27,447.46	44,981.33	19,077.83	12,738.55	12,869.63	43,431.74	318,838.49	414,106.77
sub-total	167,487.00	110,162.45	165,166.29	130,755.67	117,584.89	175,474.75	194,653.46	200,825.83	467,502.43	184,555.75	61,918.78	192,280.89	2,168,368.19	1,619,367.77
NORTHWEST MINDANAO JURISDICTION														
Lanao District Conference		9,199.47		10,577.50				15,000.00		26,879.00		50,000.00	111,655.97	64,623.80
Central Mindanao Annual Conference		102,363.53		53,050.12	48,570.07	52,969.24		60,830.45		111,766.55			429,549.96	572,600.62
Bukidnon Area Conference	40,000.00	40,000.00			40,000.00		40,000.00	40,000.00		65,000.00	20,000.00		285,000.00	312,000.00
District Conf. of Northern Mindanao	35,917.49	31,891.11	41,154.26	46,995.86	35,887.07	38,661.69	29,457.45		60,328.11	20,634.70	39,894.28	38,160.81	418,982.83	370,077.42
Western Mindanao District Conference				160,000.00		103,800.00		194,000.00			120,000.00	124,622.00	702,422.00	576,000.00
District Conf. of Southern Zamboanga					40,000.00							20,000.00	60,000.00	27,000.00
District Conf. of Northern Zamboanga				100,000.00		50,000.00	50,000.00			30,000.00		100,000.00	330,000.00	100,805.55
sub-total	75,917.49	183,454.11	41,154.26	370,623.48	164,457.14	245,430.93	119,457.45	309,830.45	60,328.11	254,280.25	179,894.28	332,782.81	2,337,610.76	2,023,107.39
GRAND TOTAL	481,000.46	517,801.66	857,609.33	764,157.46	927,981.13	872,745.78	658,385.50	1,251,751.23	1,183,052.58	1,054,147.04	536,940.12	1,366,214.78	10,471,787.07	7,733,759.01

JURISDICTIONAL GIVING

₱ 7,733,759.01

₱ -10,471,787.07



TOP 10 CONFERENCES

