

Luke

6:38

GIVE, AND IT WILL BE GIVEN TO YOU.
A GOOD MEASURE, PRESSED DOWN, SHAKEN TOGETHER
AND RUNNING OVER, WILL POURED INTO YOUR LAP.
FOR WITH THE MEASURE YOU USE, IT WILL BE MEASURED
TO YOU.

**WIDER
MISSION
SUPPORT**

JUNE 1, 2017 – JANUARY 31, 2018 (E.Y. 2017 – 2018)



WIDER MISSION SUPPORT (2017-2018)

	JUNE	JULY	AUGUST	SEPTEMBER	OCTOBER	NOVEMBER	DECEMBER	JANUARY	TOTAL
NORTH LUZON JURISDICTION									
Apayao Associate Conference	2,300.00	2,000.00	2,000.00		2,000.00	4,000.00		4,000.00	16,300.00
Highland Conference	25,990.00		20,803.00	30,356.00	30,804.00		24,796.00	58,675.00	191,424.00
North Central Luzon Conference		28,300.63	10,133.92		30,576.71		18,245.76		87,257.02
North Central Luzon-Amburayan Conference			20,000.00			40,000.00			60,000.00
Northeast Luzon Conference		30,000.00	35,000.00	15,000.00	20,000.00		15,400.00	14,000.00	129,400.00
Northwest Luzon Conference				19,232.70	16,961.17			63,473.31	99,667.18
North Highland Associate Conference	35,906.50	21,684.00	70,000.00	39,698.30	20,859.77	31,169.10	34,958.00	38,000.00	292,275.67
Middle Higland Conference				15,000.00				15,000.00	30,000.00
New Abra Conference (ISAC)		2,000.00		3,000.00		3,000.00			8,000.00
sub-total	64,196.50	83,984.63	157,936.92	122,287.00	121,201.65	78,169.10	93,399.76	193,148.31	914,323.87
MIDDLE LUZON JURISDICTION									
United Metropolis Conference	49,431.80	49,231.85	49,434.10	49,509.60	48,409.10	49,737.90	51,195.60	48,409.10	395,359.05
Lowland Cavite - South Manila Conference	100,000.00	79,004.32	58,888.00	130,000.00	80,792.00	80,000.00	70,000.00	111,144.00	709,828.32
West Central Luzon Conference	9,900.00		15,300.00		27,400.00	13,500.00			66,100.00
Northeast Nueva Ecija Asso. Conference	3,000.00	5,000.00			3,400.00				11,400.00
Central Luzon Conference		3,485.00				21,467.20		19,914.00	44,866.20
Manila North Conference				30,000.00	40,000.00		60,000.00		130,000.00
sub-total	162,331.80	136,721.17	123,622.10	209,509.60	200,001.10	164,705.10	181,195.60	179,467.10	1,357,553.57
SOUTH LUZON JURISDICTION									
Upland Cavite Conference (KTKK)	161,499.39	81,463.76	110,941.10	117,919.67	101,916.66	113,390.89	101,637.47	103,930.99	892,699.93
Batangas Associate Conference	35,228.22	76,193.45	36,203.80	87,583.26	18,765.82	48,411.04	67,711.47	65,821.24	435,918.30
Oriental Mindoro Conference (Mindoro Conference)				6,141.00		8,500.00			14,641.00
Occidental Mindoro Associate Conference (OMAC)	2,000.00	1,255.00	1,250.00		2,503.00		2,000.00		9,008.00
Southern Tagalog Conference	43,165.17	16,192.75	4,294.05	32,128.59	39,393.41		36,541.92	15,117.80	186,833.69
North Bicol Conference	32,132.33		27,946.34	79,531.95	35,000.00		45,643.00		220,253.62
South Bicol Conference			30,929.75		59,793.88	40,146.75		40,212.76	171,083.14
Northeast Southern Tagalog Conference	93,033.58		96,664.93	73,269.17	30,518.37	71,462.96		50,872.12	415,821.13
Palawan Associate Conference	3,646.59	2,916.70	2,194.36	3,862.40	1,384.47	1,981.20	1,047.27	1,490.00	18,522.99
sub-total	370,705.28	178,021.66	310,424.33	400,436.04	289,275.61	283,892.84	254,581.13	277,444.91	2,364,781.80

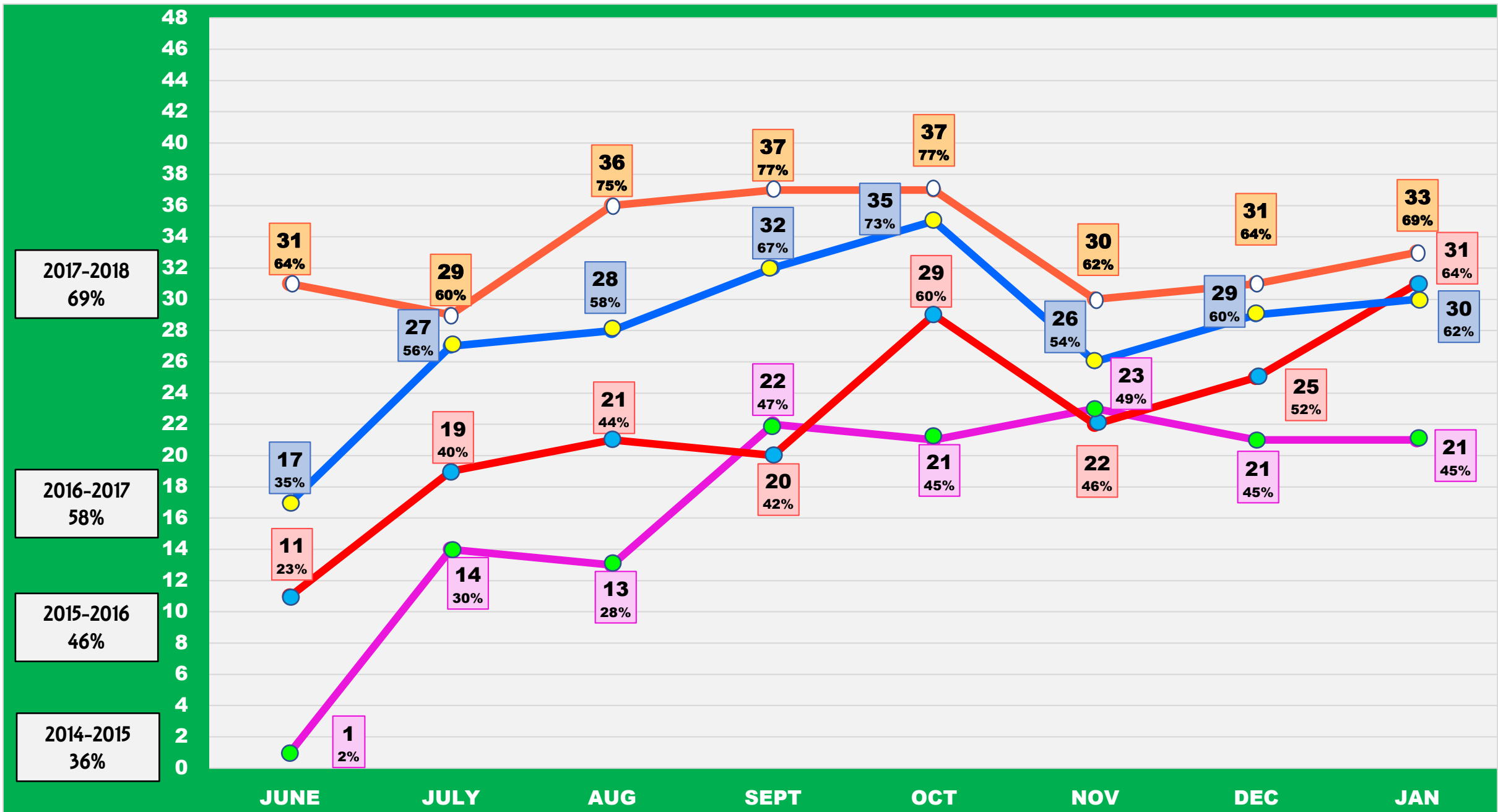
WIDER MISSION SUPPORT (2017-2018)

	JUNE	JULY	AUGUST	SEPTEMBER	OCTOBER	NOVEMBER	DECEMBER	JANUARY	TOTAL
WESTERN VISAYAS JURISDICTION									
Bohol Conference	32,559.46	12,625.20	18,268.85	12,832.25	14,972.49	15,298.74	13,563.40	27,507.16	147,627.55
Cebu Conference	47,264.10	177,181.09	50,937.00	49,408.85	75,118.20	76,511.24	97,585.87		574,006.35
North Negros Conference	20,000.00	10,000.00	10,000.00	5,000.00	5,000.00		10,000.00	50,000.00	110,000.00
Negros District Conference				199,503.53			127,257.33		326,760.86
Central Negros Associate Conference			55,000.00	12,425.00					67,425.00
Western Visayas Conference	49,500.00								49,500.00
sub-total	149,323.56	199,806.29	134,205.85	279,169.63	95,090.69	91,809.98	248,406.60	77,507.16	1,275,319.76
EASTERN VISAYAS JURISDICTION									
Masbate Conference									0.00
Northeastern Leyte-Biliran Conference	22,318.96			16,167.00	51,827.81	20,816.17			111,129.94
Samar Island District Conference	5,493.00	3,140.00	5,252.00	7,007.00	6,610.00	7,029.00	6,105.00	8,037.00	48,673.00
Southern Western Leyte Conference	40,500.00	50,100.00	54,955.00	54,000.00	51,250.00	51,350.00	50,770.00	51,850.00	404,775.00
Northern Western Samar Conference				36,000.00				15,000.00	51,000.00
sub-total	68,311.96	53,240.00	60,207.00	113,174.00	109,687.81	79,195.17	56,875.00	74,887.00	615,577.94
SOUTHEAST MINDANAO JURISDICTION									
Surigao-Dinagat District Conference	21,625.00	45,674.35	20,735.00	124,764.50	14,387.25	47,446.00	30,255.00	221,398.50	526,285.60
Agusan District Conference	62,720.25	71,890.15	92,296.35	86,385.25	69,925.30	102,855.10	81,527.75	95,784.60	663,384.75
Cotabato Annual Conference	5,000.00		10,000.00	10,000.00		25,000.00	15,000.00	10,000.00	75,000.00
South Cotabato Sarangani District Conf.	10,000.00		2,000.00	2,000.00	6,000.00	4,000.00	5,000.00	12,882.00	41,882.00
Northeastern Davao District Conference	29,221.80	24,824.65	32,269.80	26,555.60	33,148.40	39,400.10	17,876.30	45,835.20	249,131.85
Southern Mindanao District Conference		35,000.00	35,000.00	40,000.00	30,000.00		35,000.00	40,000.00	215,000.00
sub-total	128,567.05	177,389.15	192,301.15	289,705.35	153,460.95	218,701.20	184,659.05	425,900.30	1,770,684.20
NORTHWEST MINDANAO JURISDICTION									
Lanao District Conference		13,500.00	3,886.28	12,344.00	11,482.00	12,600.00		31,770.00	85,582.28
Central Mindanao Annual Conference	74,662.70	48,468.37	72,737.95	62,607.88	56,821.59	87,351.90	46,373.03	74,626.54	523,649.96
Bukidnon Area Conference	41,369.80	40,549.70	43,786.58	48,603.88	44,984.49	46,958.57	46,653.27	43,217.68	356,123.97
District Conf. of Northern Mindanao	47,974.43	43,432.75	41,022.50	49,597.00	50,391.70	50,678.60	48,366.04	64,700.47	396,163.49
Western Mindanao District Conference	45,600.00	47,778.00	46,338.00	37,975.00	47,245.00	30,953.00	40,603.00	92,308.00	388,800.00
District Conf. of Southern Zamboanga		27,500.00	7,500.00	7,500.00	9,550.00		14,000.00	9,450.00	75,500.00
District Conf. of Northern Zamboanga	22,842.00		98,084.00		15,417.00	23,070.00	35,478.00	38,846.00	233,737.00
sub-total	232,448.93	221,228.82	313,355.31	218,627.76	235,891.78	251,612.07	231,473.34	354,918.69	2,059,556.70
TOTAL	1,175,885.08	1,050,391.72	1,292,052.66	1,632,909.38	1,204,609.59	1,168,085.46	1,250,590.48	1,583,267.47	10,357,797.84

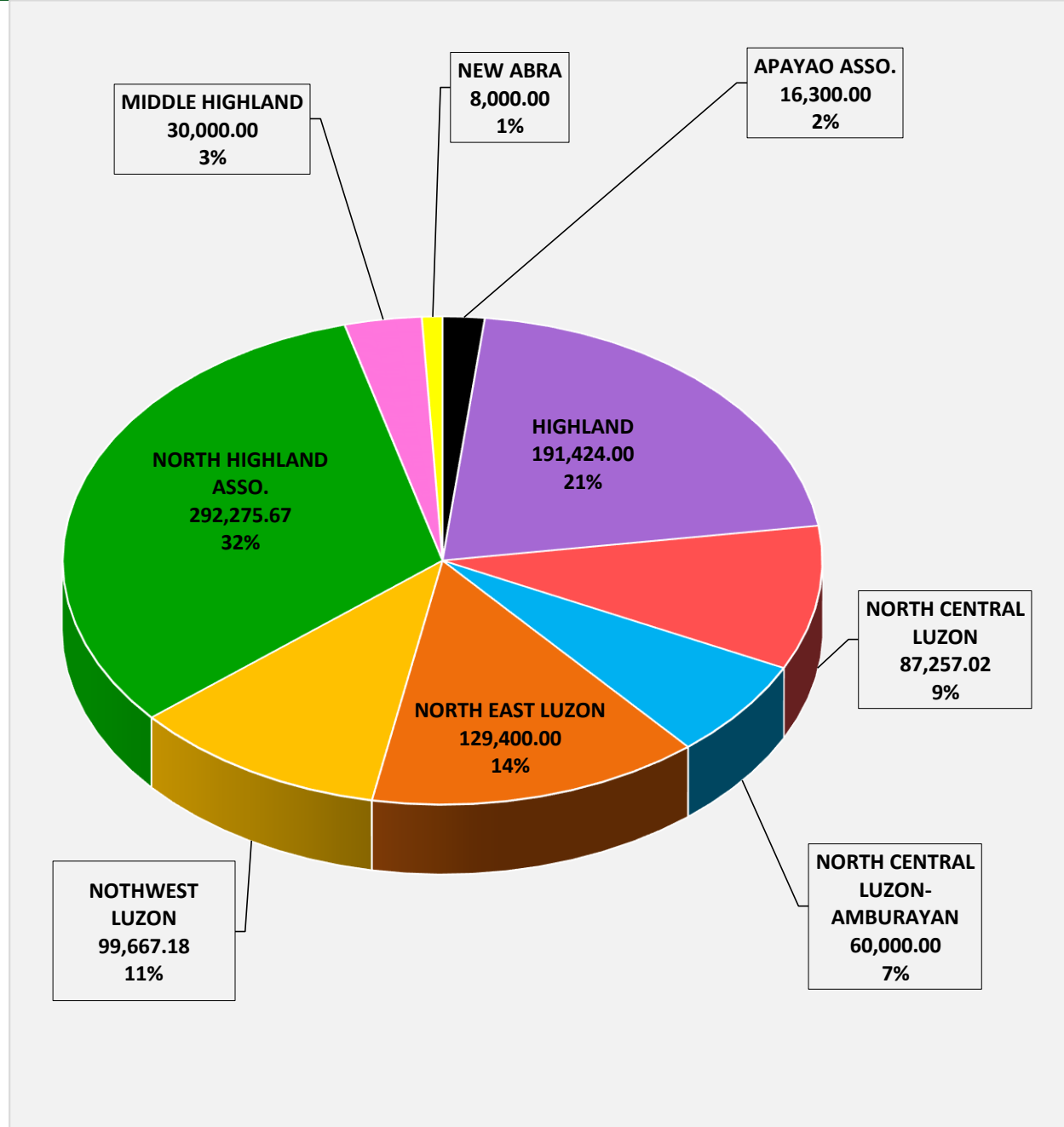
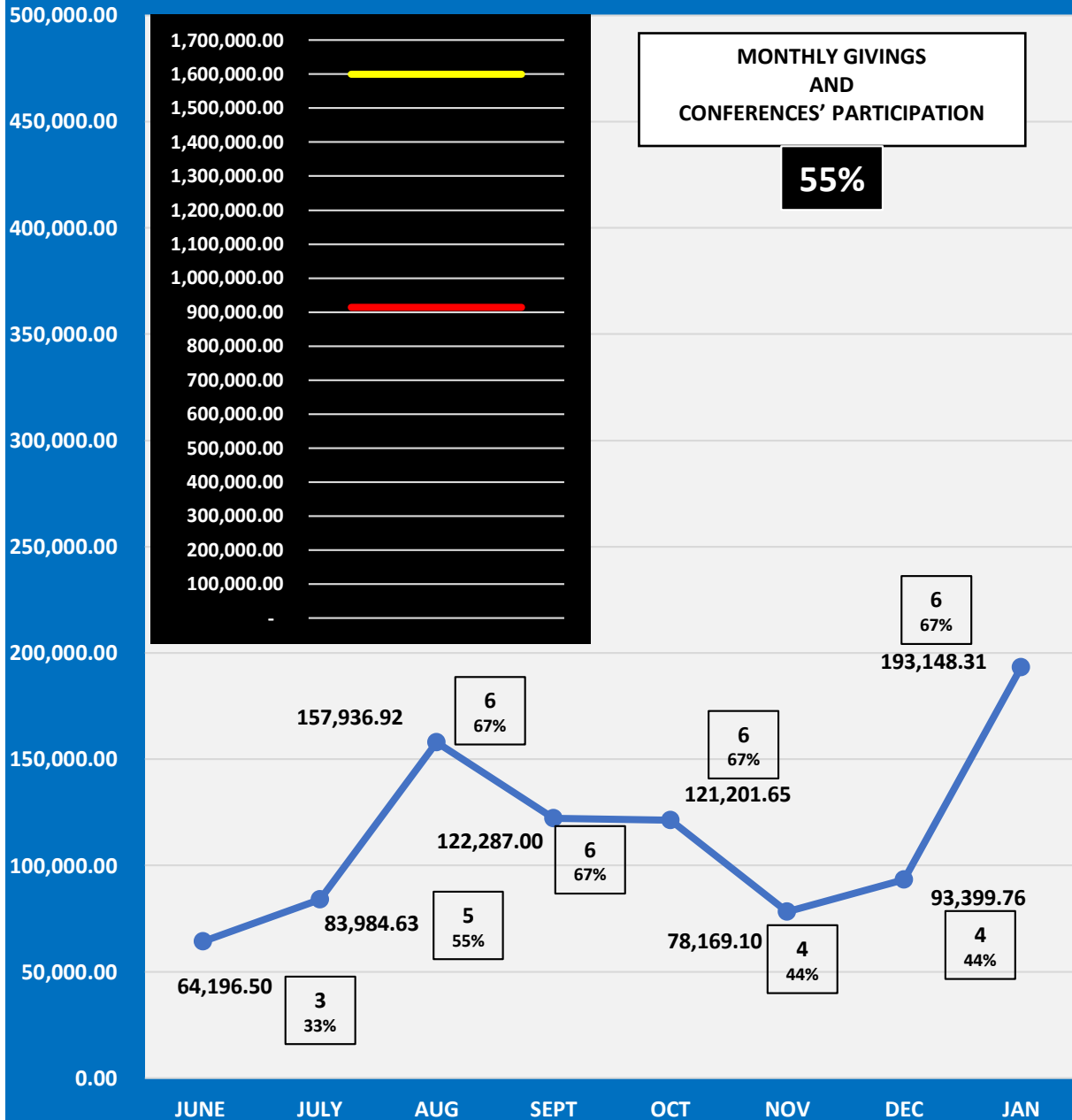
COMPARATIVE GIVINGS (4 PERIOD) June 1, 2017 – January 31, 2018

	2017-2018	2016-2017	2015-2016	2014-2015		2017-2018	2016-2017	2015-2016	2014-2015
NORTH LUZON JURISDICTION					WESTERN VISAYAS JURISDICTION				
Apayao Associate Conference	16,300.00	19,700.00	7,000.00	15,750.00	Bohol Conference	147,627.55	84,098.74	165,000.00	102,000.00
Highland Conference	191,424.00	130,886.95	100,000.00	50,000.00	Cebu Conference	574,006.35	732,890.25	583,710.22	221,567.46
North Central Luzon Conference	87,257.02	144,838.91	80,000.00	55,000.00	North Negros Conference	110,000.00	20,000.00	70,000.00	40,000.00
North Central Luzon-Amburayan Conference	60,000.00	60,000.00	60,000.00	40,000.00	Negros District Conference	326,760.86	240,126.82	300,000.00	50,000.00
Northeast Luzon Conference	129,400.00	106,290.00	134,550.00	120,520.00	Central Negros Associate Conference	67,425.00	29,000.00	22,366.75	0.00
Northwest Luzon Conference	99,667.18	61,007.19	31,564.00	12,983.00	Western Visayas Conference	49,500.00	0.00	23,000.00	10,926.28
North Highland Associate Conference	292,275.67	187,953.24	116,000.00	110,000.00	sub-total	1,275,319.76	1,106,115.81	1,164,076.97	424,493.74
Middle Higland Conference	30,000.00	40,000.00	30,000.00	30,000.00	EASTERN VISAYAS JURISDICTION				
New Abra Conference (ISAC)	8,000.00	6,000.00	2,492.00	4,000.00	Masbate Conference		10,000.00	0.00	0.00
sub-total	914,323.87	756,676.29	561,606.00	438,253.00	Northeastern Leyte-Biliran Conference	111,129.94	24,927.00	19,630.69	0.00
MIDDLE LUZON JURISDICTION					Samar Island District Conference	48,673.00	70,904.00	28,337.00	51,202.00
United Metropolis Conference	395,359.05	120,546.15	76,610.40	8,232.02	Southern Western Leyte Conference	404,775.00	286,952.50	252,000.00	199,497.25
Lowland Cavite - South Manila Conference	709,828.32	409,946.20	201,494.22	214,403.24	Northern Western Samar Conference	51,000.00	122,000.00	120,000.00	0.00
West Central Luzon Conference	66,100.00	47,055.93	41,000.00	14,000.00	sub-total	615,577.94	514,783.50	419,967.69	250,699.25
Northeast Nueva Ecija Asso. Conference	11,400.00	10,000.00	7,000.00	13,000.00	SOUTHEAST MINDANAO JURISDICTION				
Central Luzon Conference	44,866.20	17,454.77	9,000.00	5,000.00	Surigao-Dinagat District Conference	526,285.60	392,591.43	295,974.00	70,706.50
Manila North Conference	130,000.00	110,000.00	15,000.00	13,000.00	Agusan District Conference	663,384.75	461,210.10	481,226.85	356,050.15
sub-total	1,357,553.57	715,003.05	350,104.62	267,635.26	Cotabato Annual Conference	75,000.00	55,000.00	30,000.00	25,000.00
SOUTH LUZON JURISDICTION					South Cotabato Sarangani District Conf.	41,882.00	27,000.00	38,700.00	27,500.00
Upland Cavite Conference (KTKK)	892,699.93	634,001.70	272,698.78	185,451.14	Northeastern Davao District Conference	249,131.85	281,959.50	185,488.75	228,595.00
Batangas Associate Conference	435,918.30	331,360.46	143,465.85		Southern Mindanao District Conference	215,000.00	283,389.56	230,720.74	263,050.51
Oriental Mindoro Conference	14,641.00	11,950.00	20,500.00	15,000.00	sub-total	1,770,684.20	1,501,150.59	1,262,110.34	970,902.16
Occidental Mindoro Associate Conference	9,008.00	4,500.00	7,000.00	9,000.00	NORTHWEST MINDANAO JURISDICTION				
Southern Tagalog Conference	186,833.69	124,467.34	133,696.02	51,796.86	Lanao District Conference	85,582.28	70,614.50	34,776.97	29,623.80
North Bicol Conference	220,253.62	140,449.07	147,886.99	154,416.35	Central Mindanao Annual Conference	523,649.96	449,962.13	317,783.41	298,699.48
South Bicol Conference	171,083.14	117,013.62	146,893.42	163,451.78	Bukidnon Area Conference	356,123.97	365,571.51	200,000.00	202,000.00
Northeast Southern Tagalog Conference	415,821.13	272,695.59	177,100.56	200,000.00	District Conf. of Northern Mindanao	396,163.49	246,953.64	259,964.93	247,550.40
Palawan Associate Conference	18,522.99	7,992.02	14,000.00	0.00	Western Mindanao District Conference	388,800.00	475,636.00	457,800.00	199,300.00
sub-total	2,364,781.80	1,644,429.80	1,063,241.62	779,116.13	District Conf. of Southern Zamboanga	75,500.00	60,000.00	40,000.00	10,000.00
					District Conf. of Northern Zamboanga	233,737.00	260,000.00	200,000.00	100,805.55
					sub-total	2,059,556.70	1,928,737.78	1,510,325.31	1,087,979.23
					GRAND TOTAL	10,357,797.84	8,166,896.82	6,331,432.55	4,219,078.77

COMPARATIVE PARTICIPATION OF THE CONFERENCES

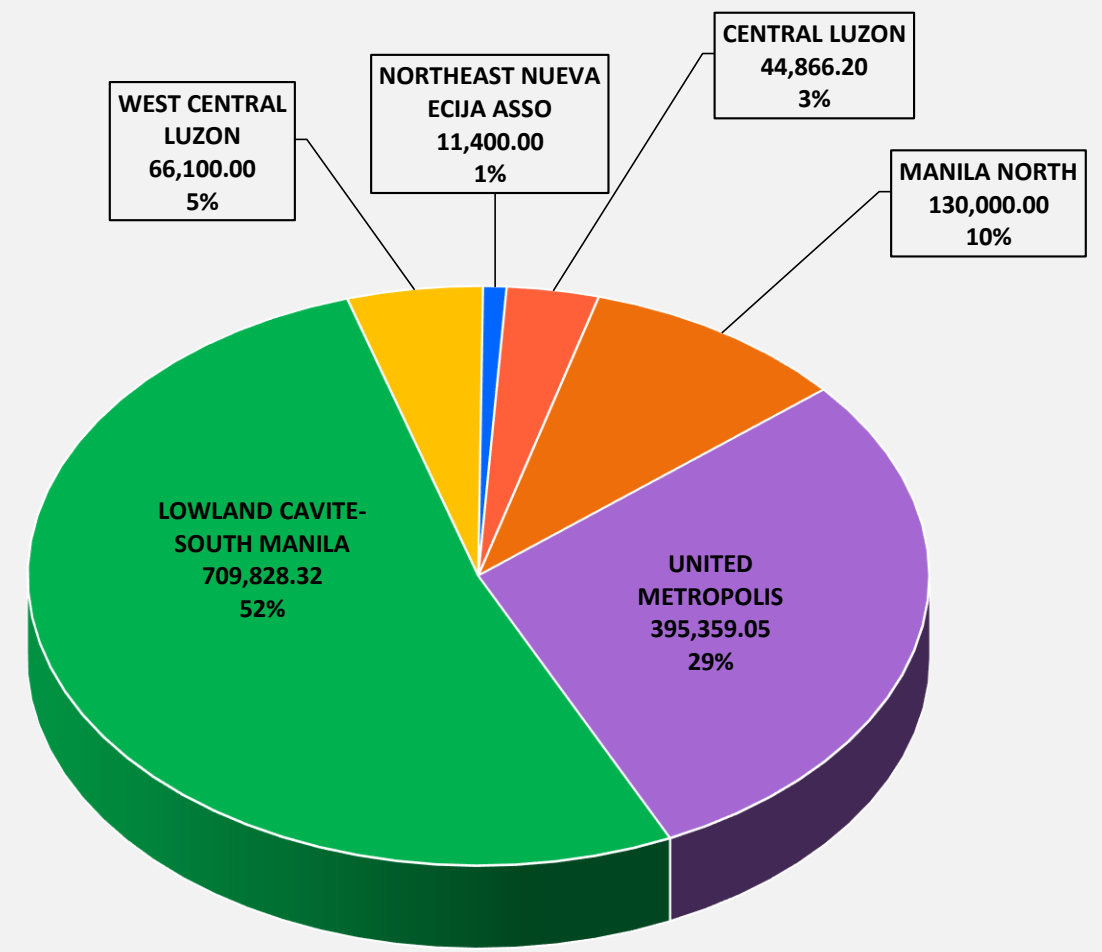
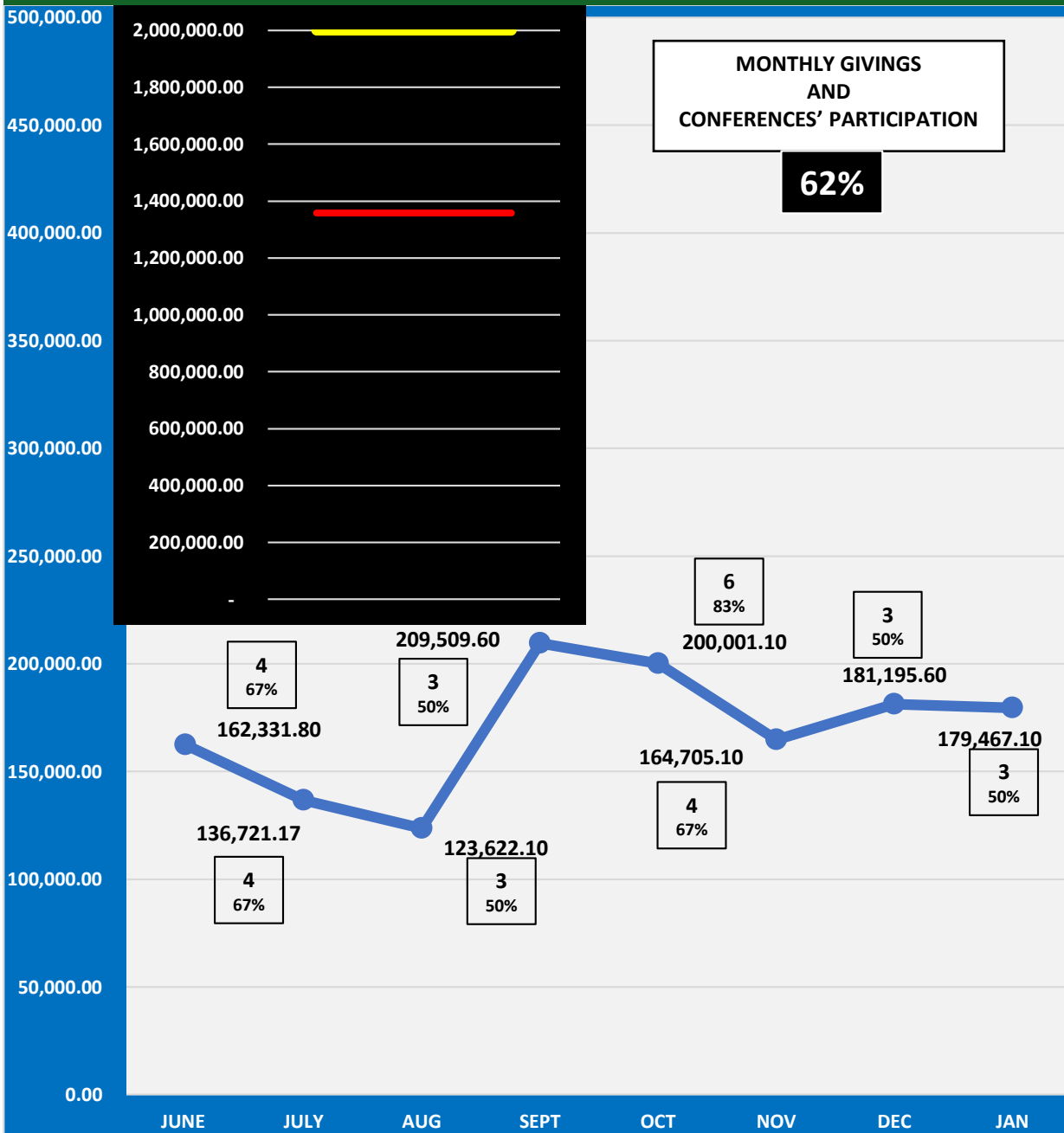


NORTH LUZON JURISDICTION -P- 914,323.87



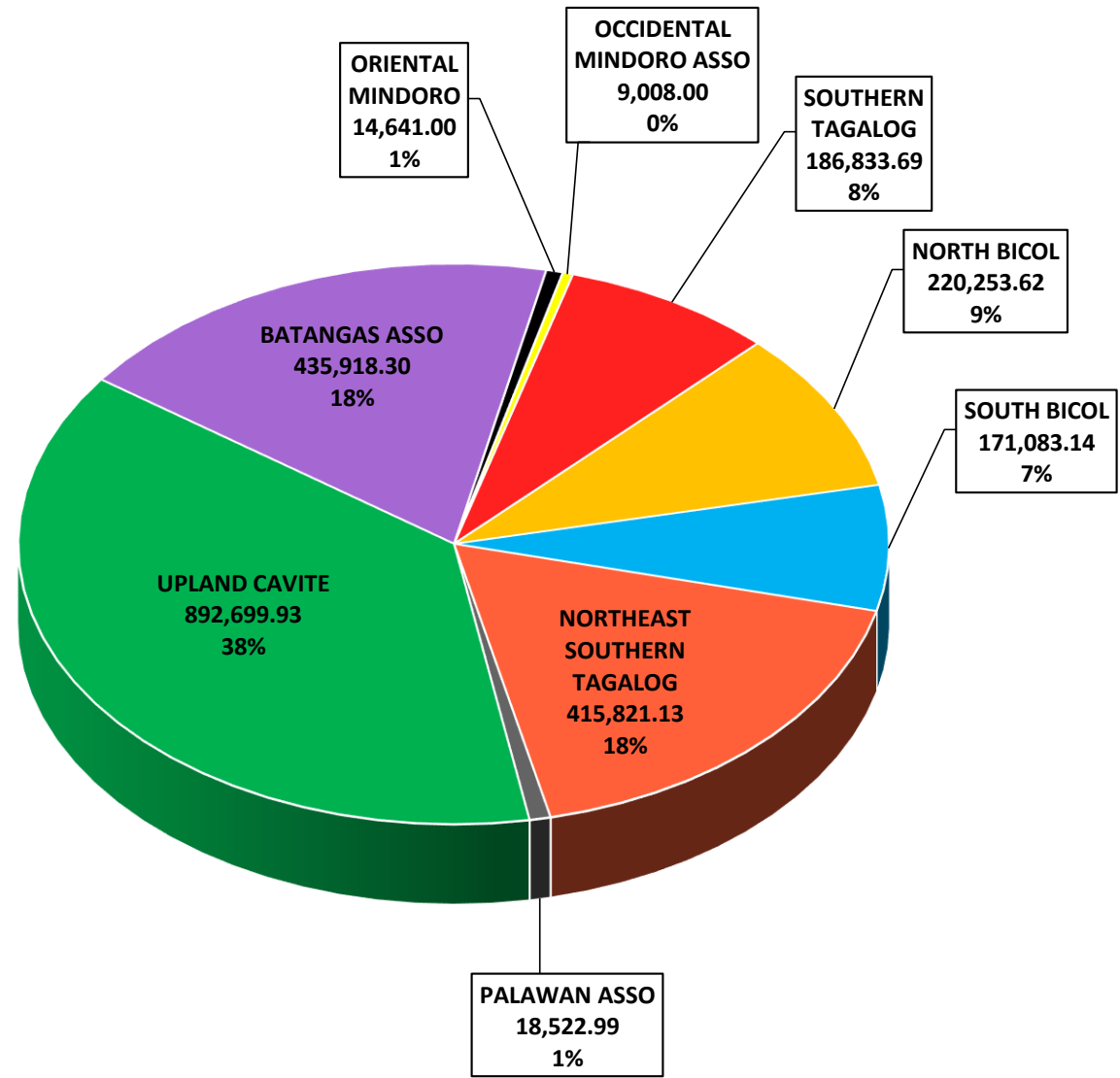
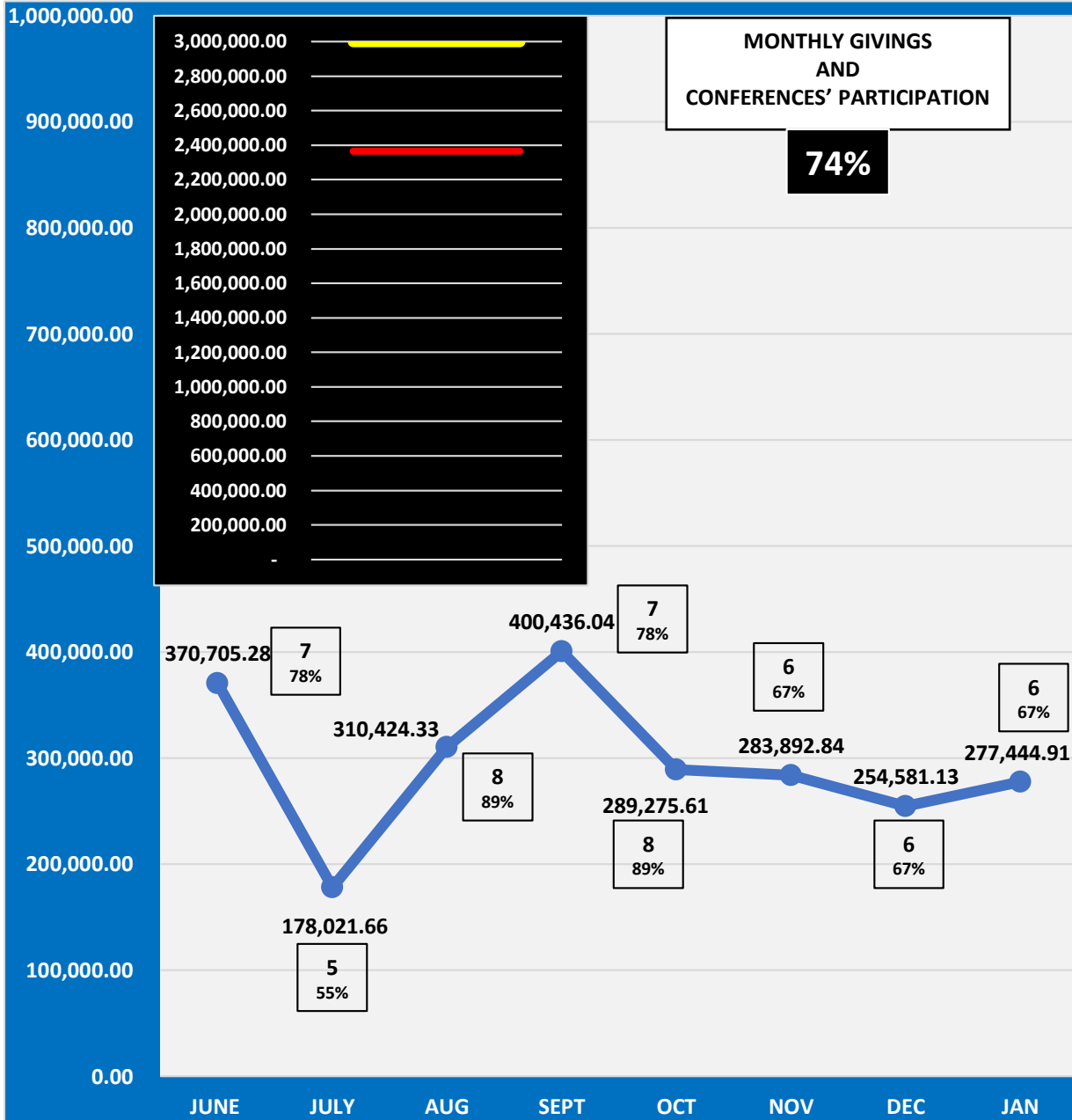
MIDDLE LUZON JURISDICTION

-P- 1,357,553.57



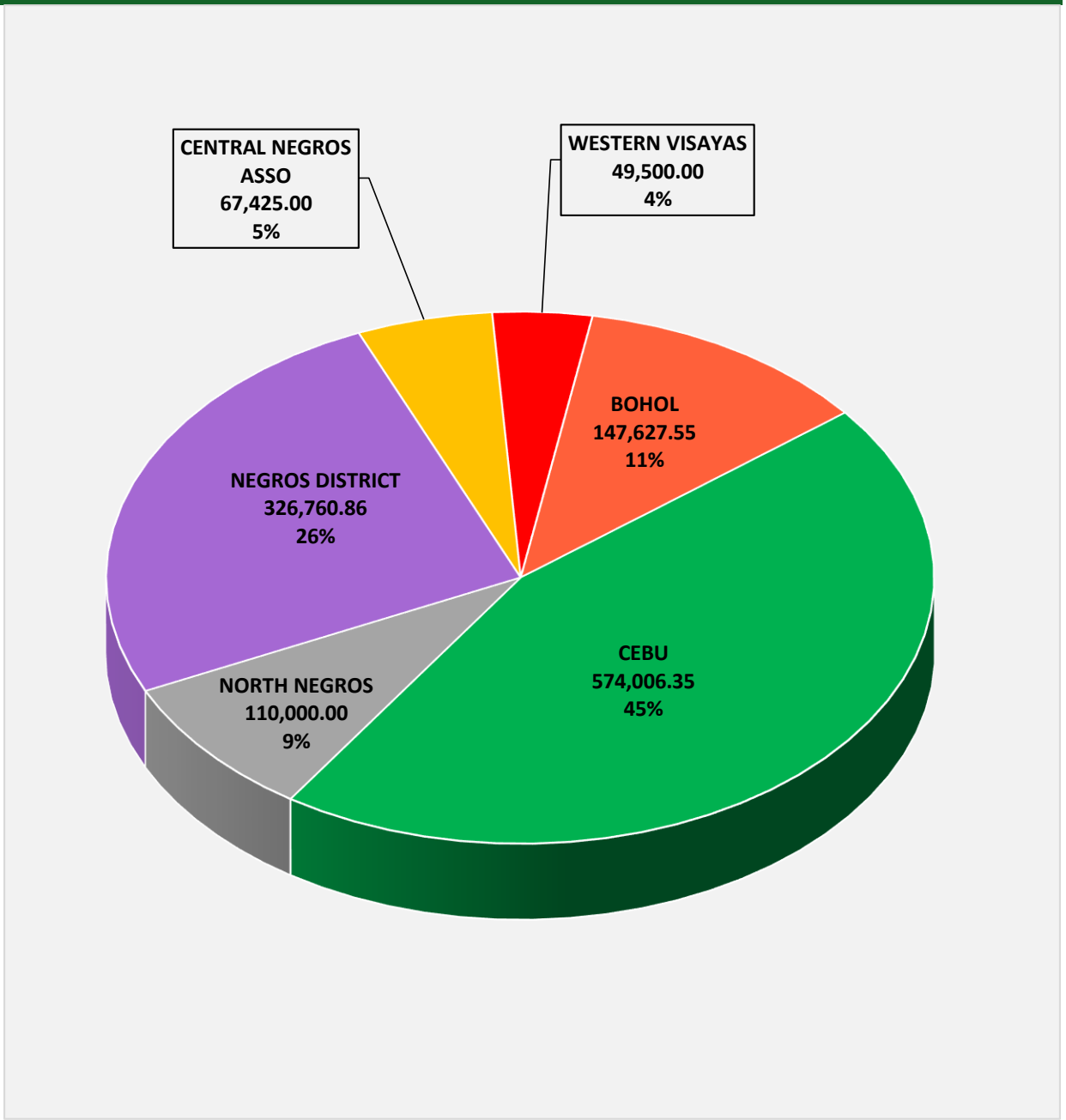
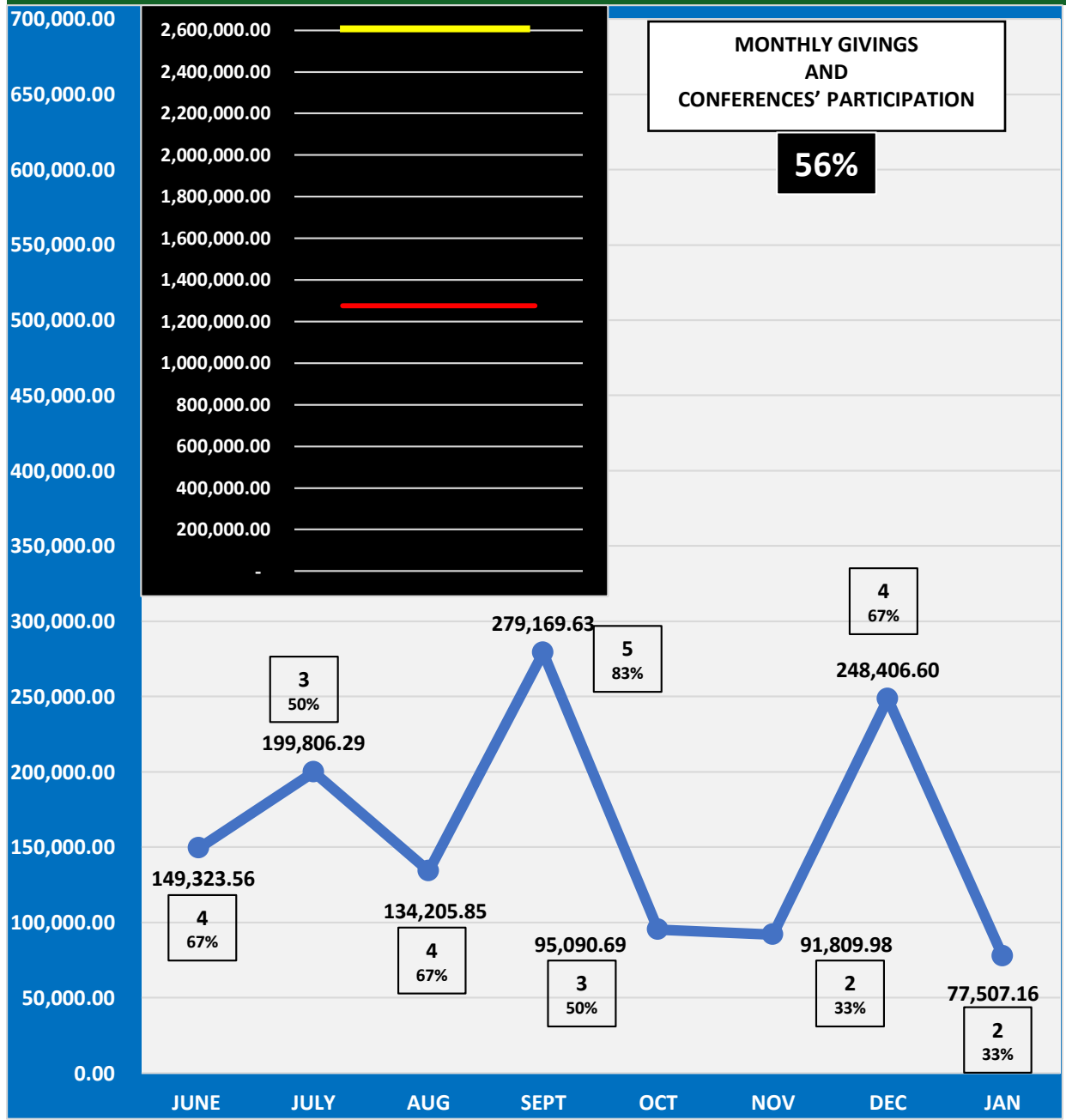
SOUTH LUZON JURISDICTION

-P- 2,364,781.80

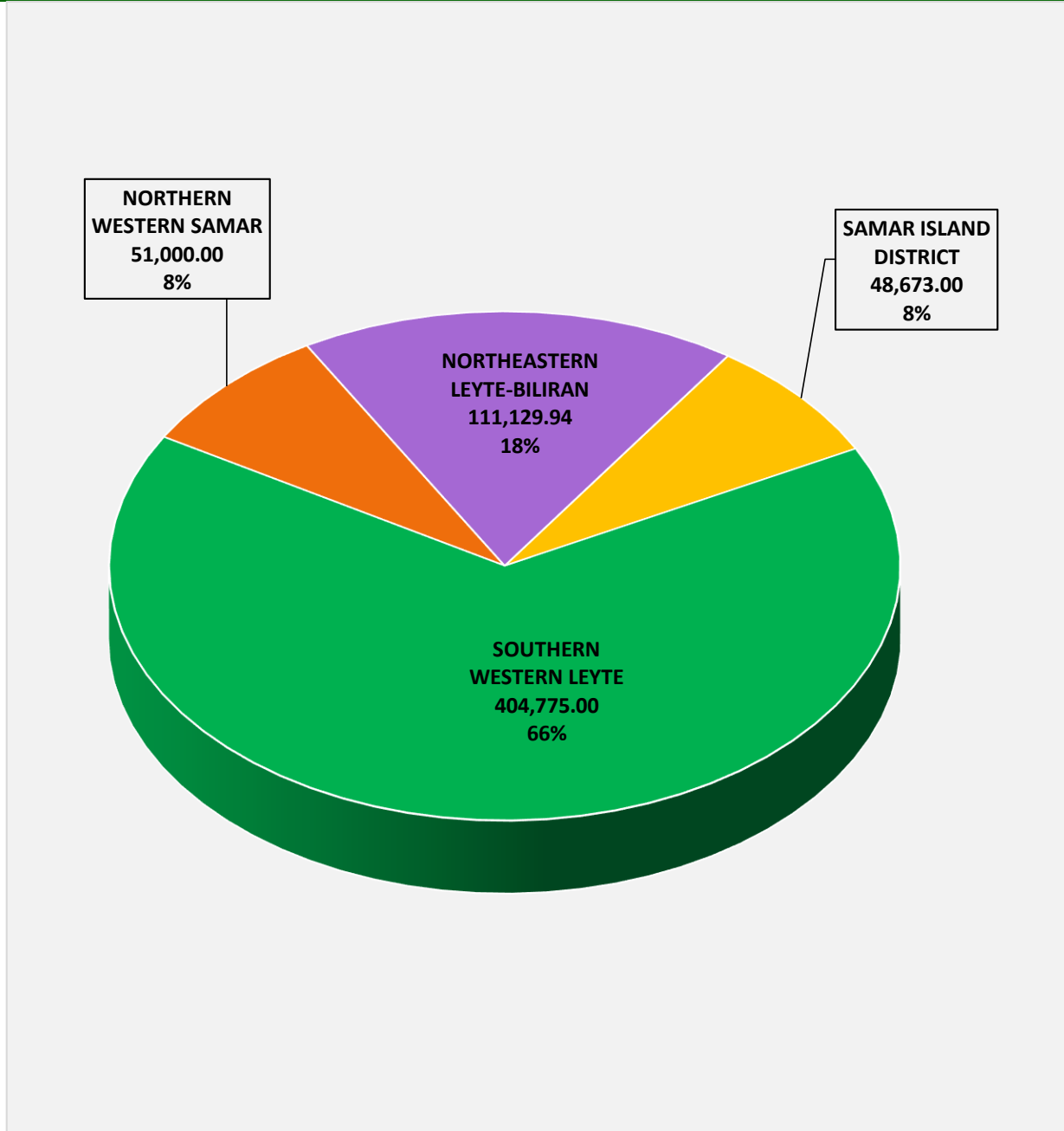
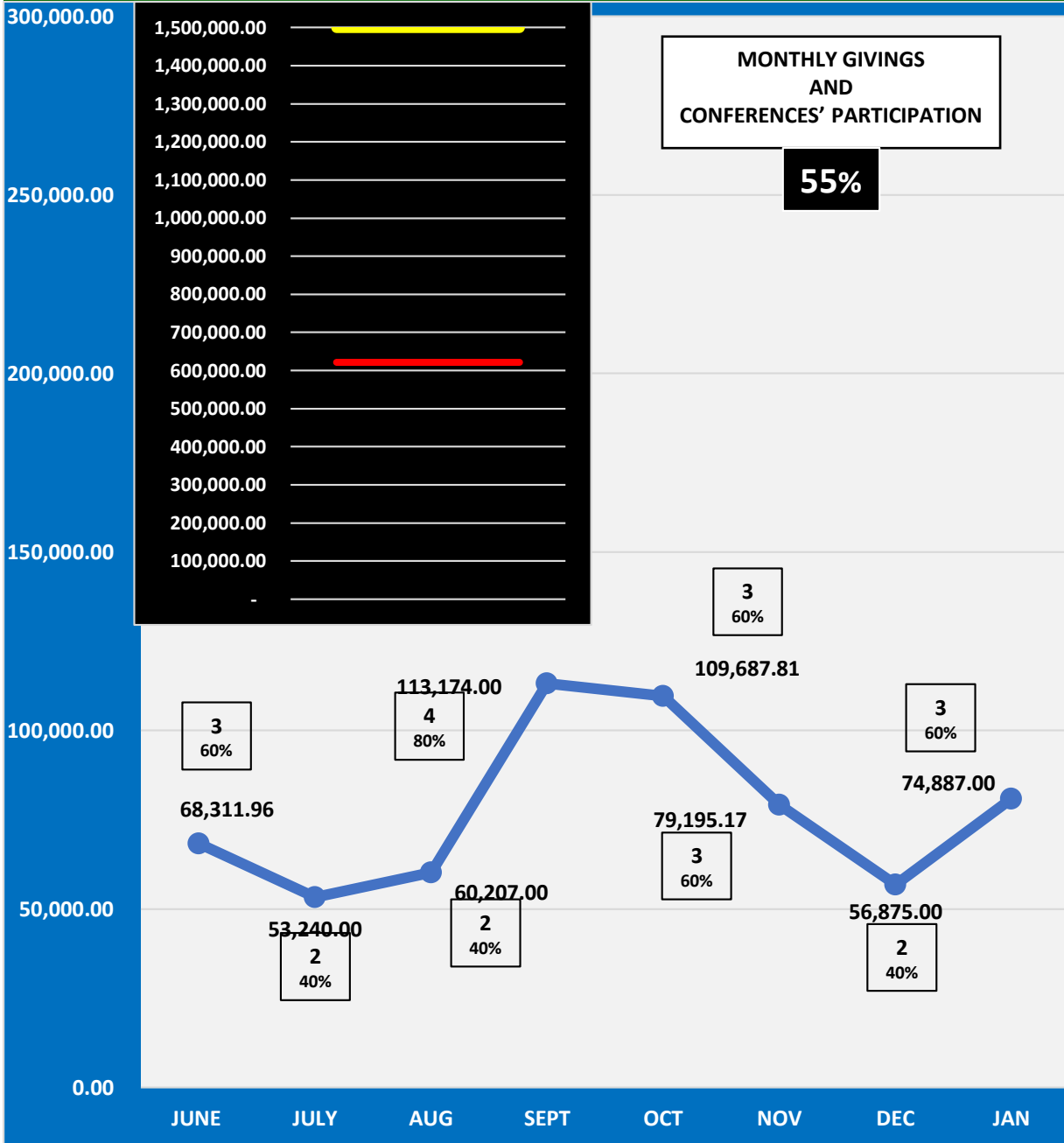


WESTERN VISAYAS JURISDICTION

-P- 1,275,319.76

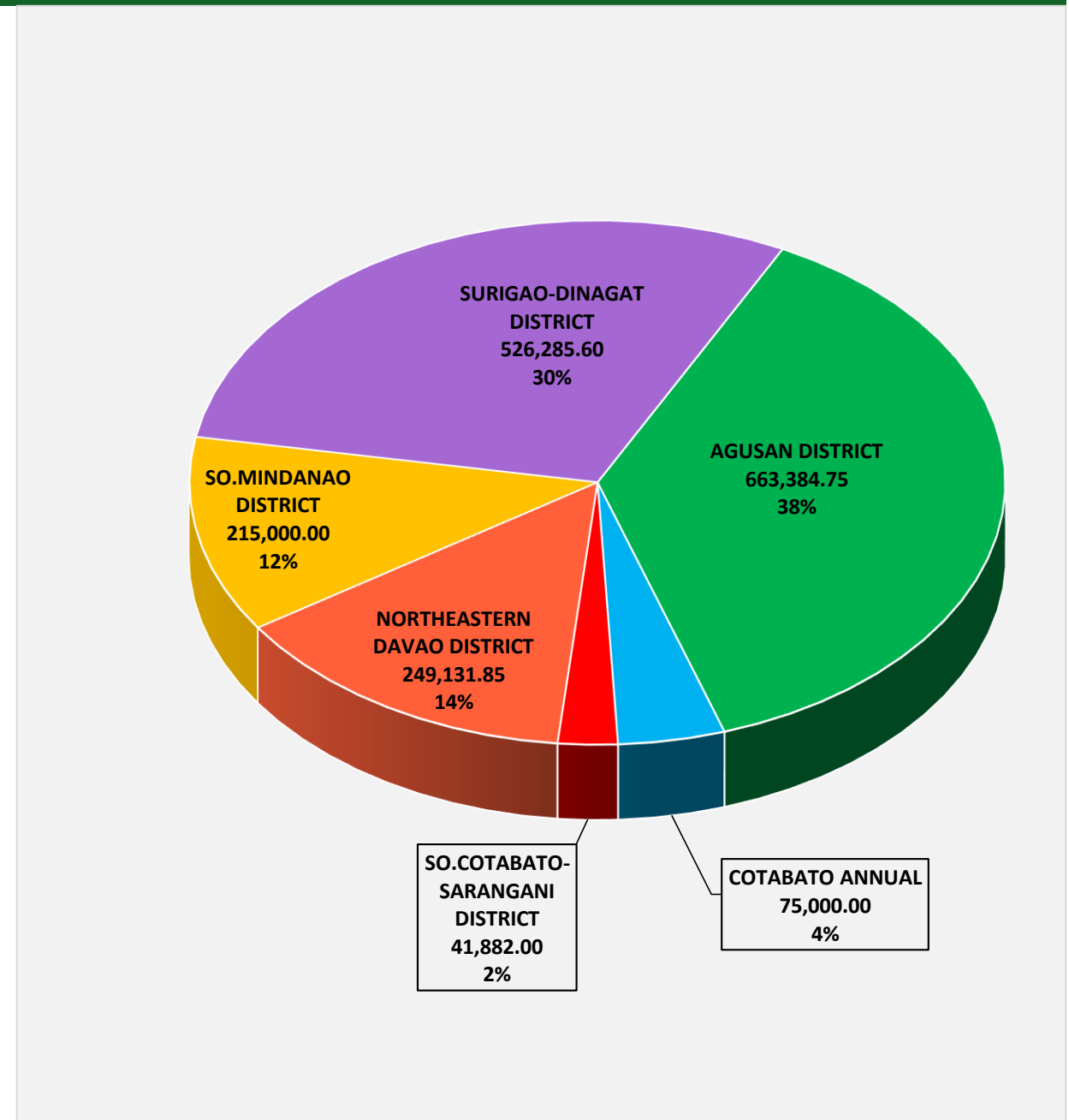
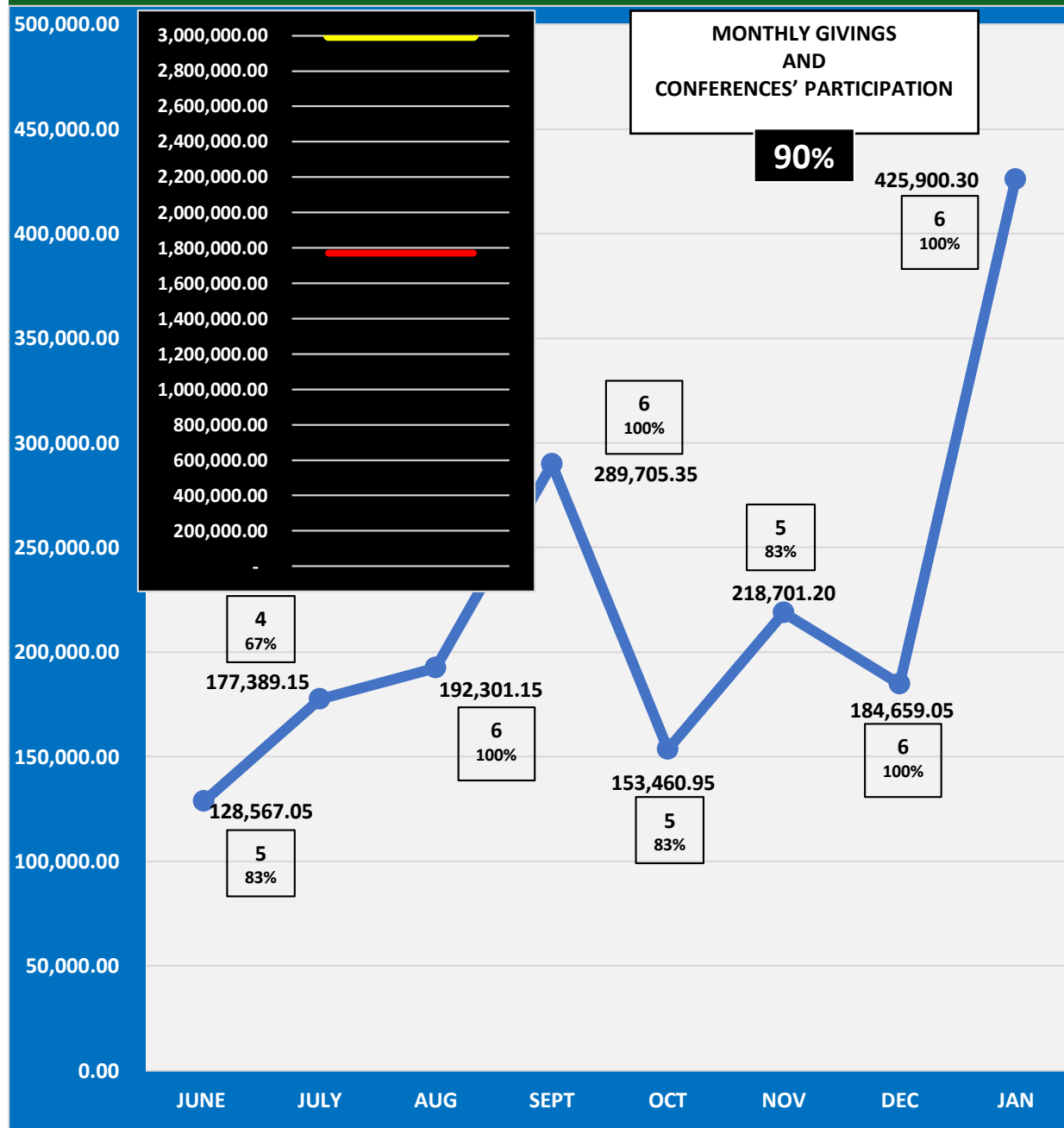


EASTERN VISAYAS JURISDICTION -P- 615,577.94



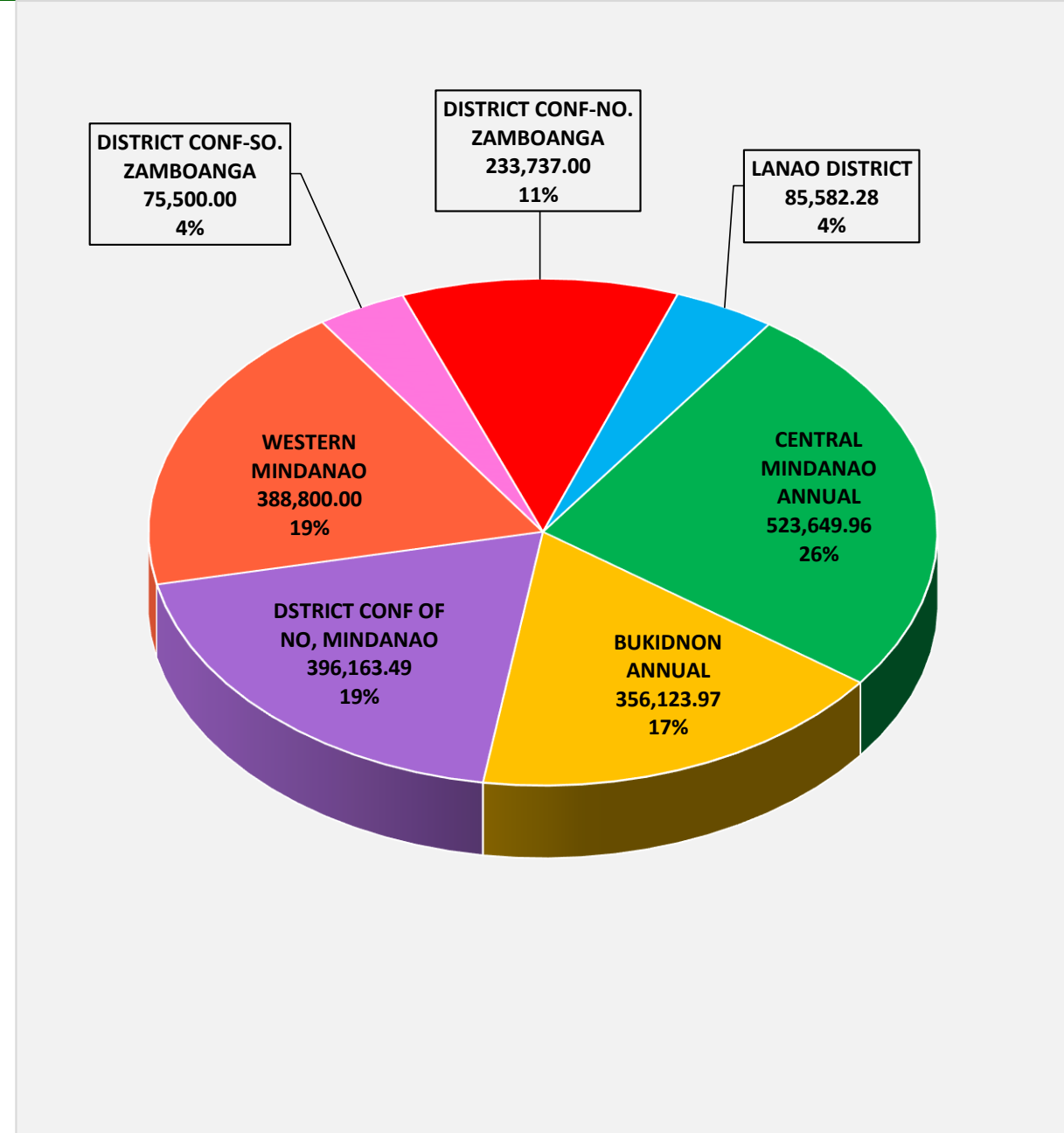
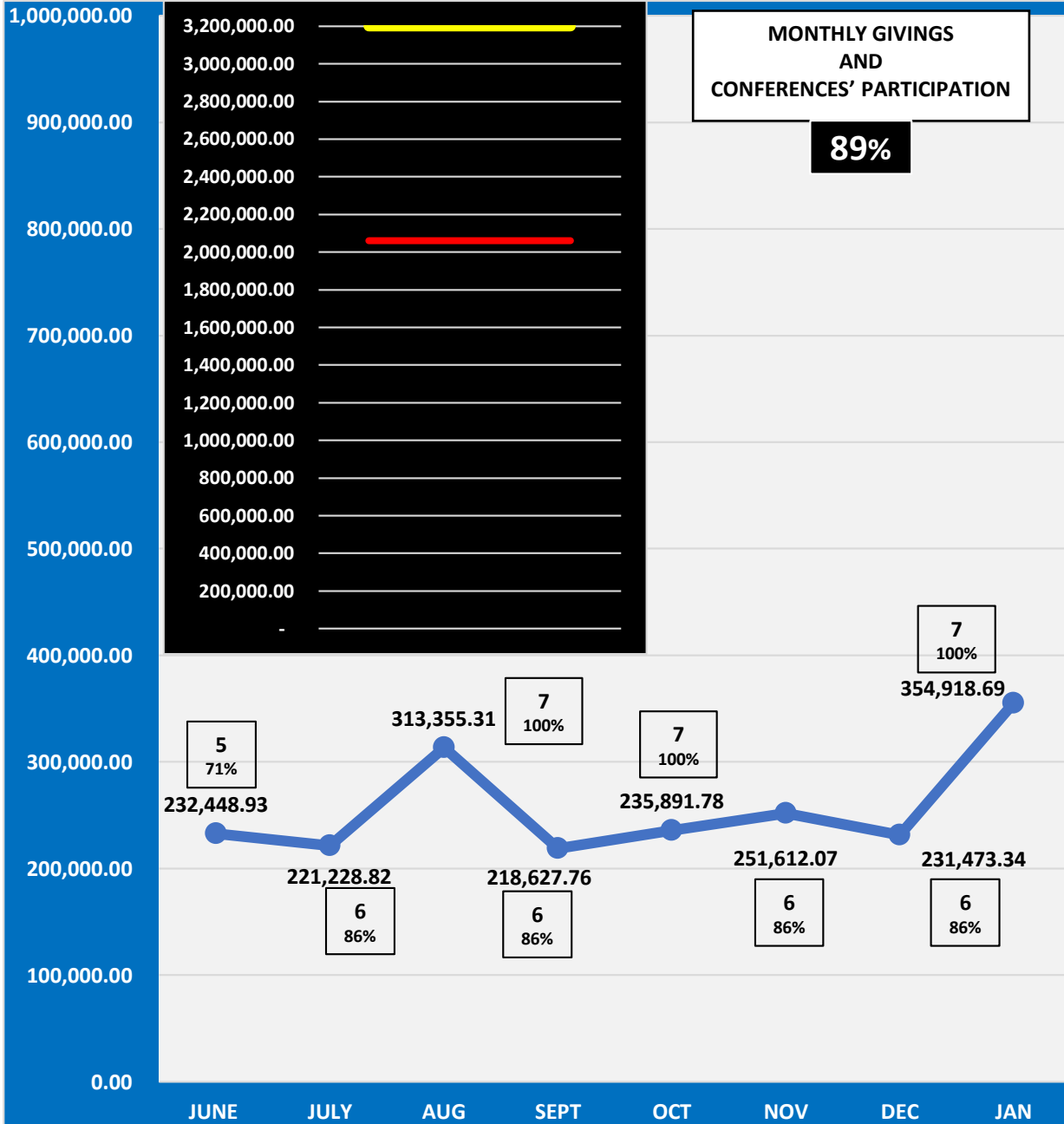
SOUTHEAST MINDANAO JURISDICTION

-P- 1,770,684.20

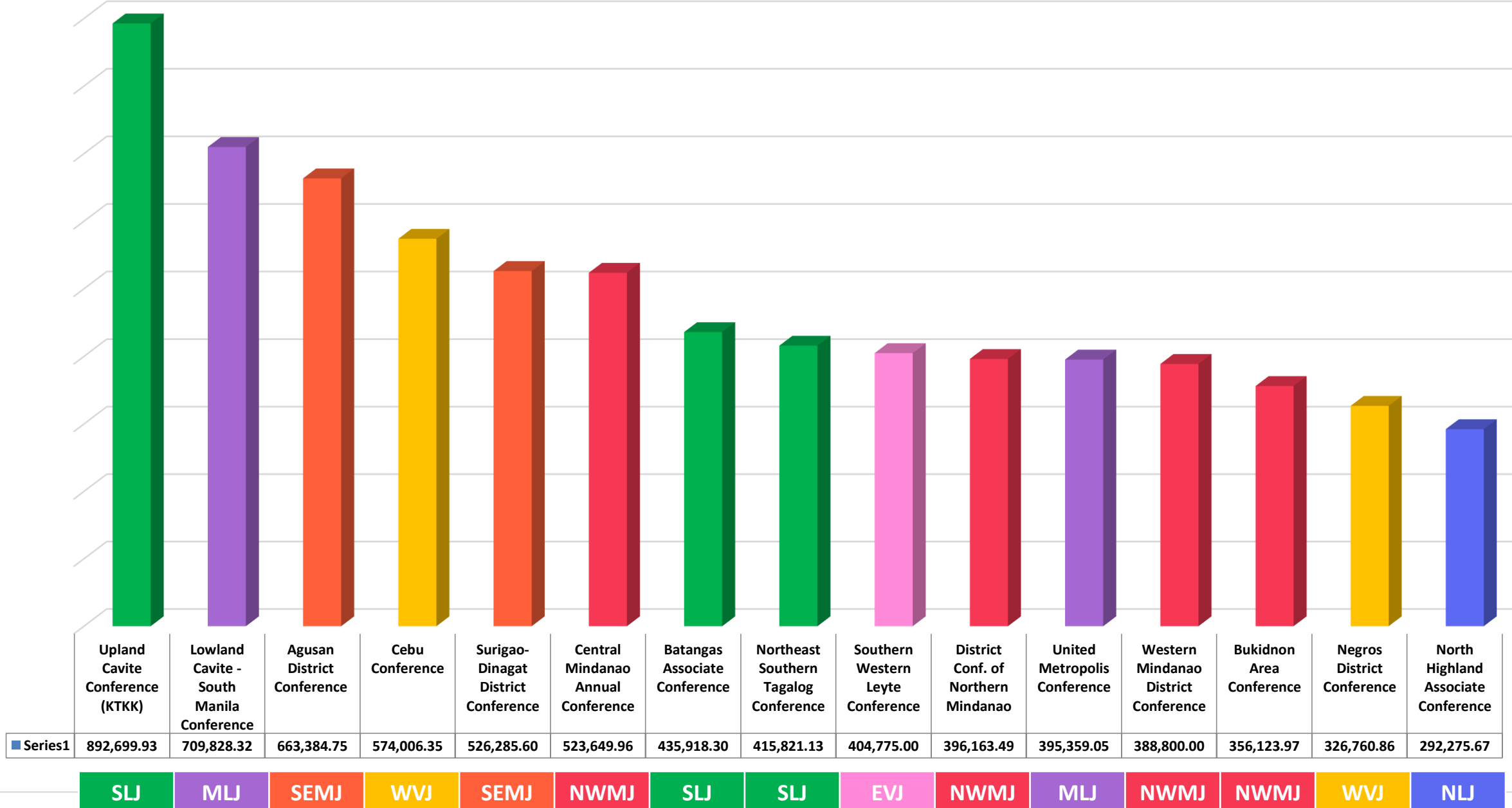


NORTHWEST MINDANAO JURISDICTION

-P- 2,059,556.70



TOP 15 CONFERENCES



Upland Cavite Conference (KTKK)

Lowland Cavite - South Manila Conference

Agusan District Conference

Cebu Conference

Surigao-Dinagat District Conference

Central Mindanao Annual Conference

Batangas Associate Conference

Northeast Southern Tagalog Conference

Southern Western Leyte Conference

District Conf. of Northern Mindanao

United Metropolis Conference

Western Mindanao District Conference

Bukidnon Area Conference

Negros District Conference

North Highland Associate Conference

SLJ

MLJ

SEMJ

WVJ

SEMJ

NWMJ

SLJ

SLJ

EVJ

NWMJ

MLJ

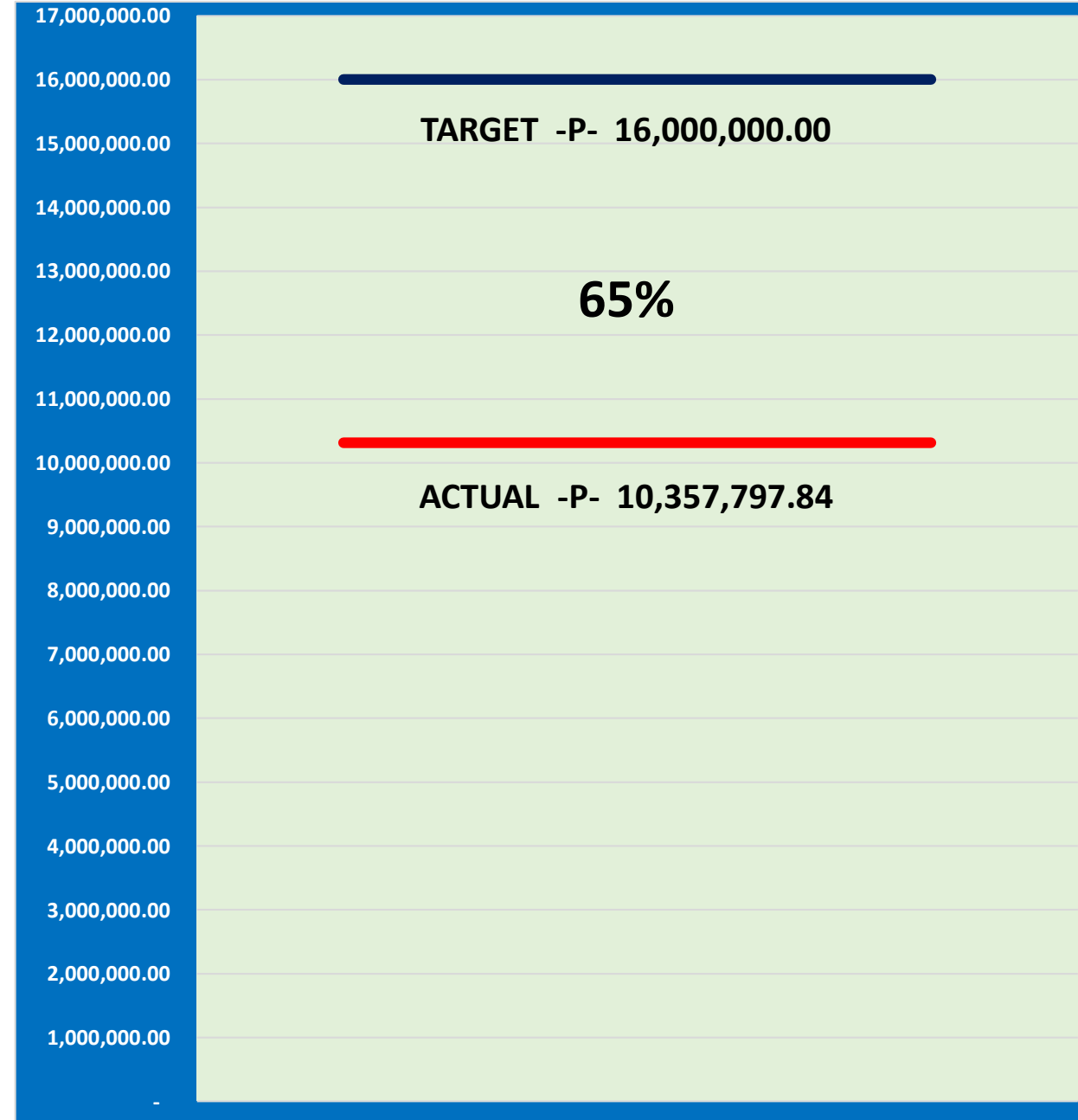
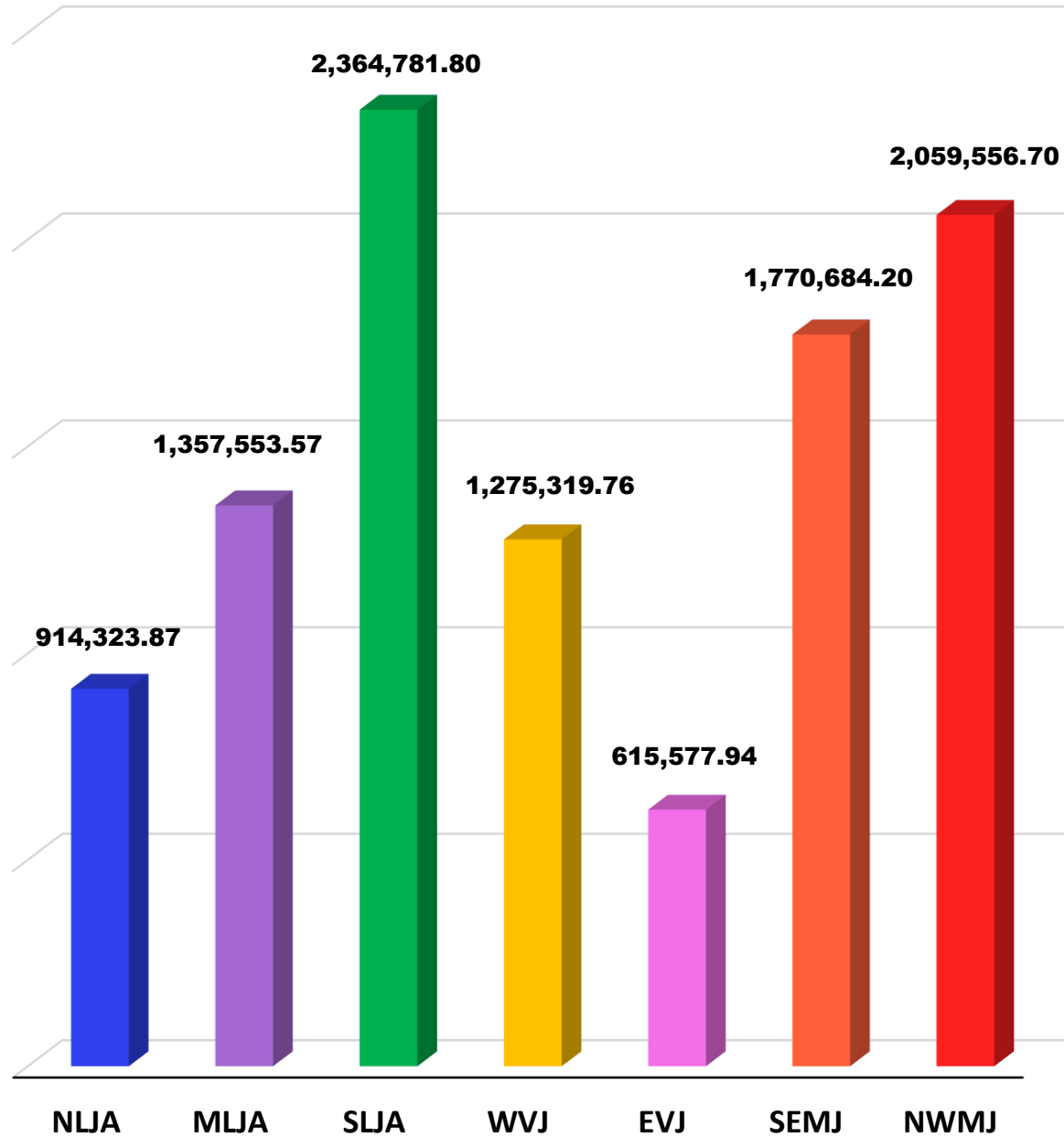
NWMJ

NWMJ

WVJ

NLJ

JURISDICTIONAL GIVING



THANK

YOU