

LESSONS ON THE UCCP STATEMENT OF FAITH

A Sunday School Guide for Younger Elementary

WE BELIEVE

In one God: Creator, Redeemer, and Sustainer, who provides order, purpose, meaning and fulfillment to all creation.

Trinity Sunday

First Sunday after Pentecost

May 27, 2018

LESSON 1: WE BELIEVE IN ONE GOD: CREATOR, REDEEMER AND SUSTAINER

General Concept: We believe in one God who is the source of all life, always hears and responds to cries for redemption, and is always with us; we respond by giving of our whole self to our One God.

Biblical References: Exodus 3:1-14; Deuteronomy 6:4; John 3:16

List of Lectionary Readings for the Week: Isaiah 6:1-8; Psalm 29; Romans 8:12-17; John 3:1-17

Age-Level Concepts

- There is one God.
- God is the source of life.
- God helps at all times.
- We give thanks to God for our life.

Learning Objectives

By the end of the session, the learners are expected to:

- Accept that God is one
- Thank God for being the source of life
- Express their thoughts on how God helps people

Materials: The Holy Bible (preferably the New Revised Standard Version [NRSV]), song chart, offering plate or basket, a piece of buko, glue, 3 sets of pictures cut out into pieces (for puzzles in *Applying the Lessons Learned*), bond paper

Suggested Lesson Outline

Greeting Time

Greet the children when they enter the classroom. Make them feel they are welcome to the class.

Sing the following songs

“We Are Gathered Here”

We are gathered here in Jesus’ name

To sing praises to God
We are gathered here in Jesus' name
To sing praises to God.
Praise the Creator
Praise the Redeemer
Praise the Sustainer
The three are One. (2x)

"God is One" (Tune: "God Made Me")
God made me, God made
In the Bible, it tells me clear that God made me.

God helps me, God helps you
In the Bible, it tells me clear that God helps me.

God saves me, God saves you
In the Bible, it tells me clear that God saves me.

God is One, God is One
God does make, and helps and saves
My God is One.

"Praise God, Praise God"
Praise God, praise God all ye little children
God saved us, God saved us.
Praise God, praise God all ye little children
God saved us, God saved us.

(Repeat the song three more times while each time substituting the underlined phrase with the following:
God freed us, God freed us
God helps us, God helps us
God is One, God is One)

Announcements and/or Birthday Greetings

Opening Prayer (Also pray for the birthday celebrant[s], if there are any.)
Dear God, be with us today as we study about You—our one and only God. We thank You for this day You gave us so that we can be with our friends. Hear our prayer. In Jesus' name. Amen.

Getting Ready

Recite a portion of the UCCP Statement of Faith:
"We believe in one God...."

To prepare the learners for the lesson, place a coconut fruit at the center.



Ask them: "Children, what do you see in front of you? What do you think this is composed of?" (It's made up of coconut meat, coconut juice and coconut husk)
Tell them: "Even if it is made up of different parts, it is still called a coconut. We get something out of each part. Our thirst can be quenched from its juice; we can make salad from its meat; and make something to shine our floor with from its husk. Our lesson today has something to do with what we learned about the coconut. We are talking about God. We believe only in One God. But God relates to us in many ways. God uses people and their stories to tell us who God is. Let us try to read and learn from a story of God's people."

Learning Time

Discovering the Biblical Truth

Story Telling. The teacher may ask volunteers from the class to read the parts of the narrator, Moses and God.

Called to Help

Based on Exodus 3:1-12 and Deuteronomy 6:4

Moses helps in the house. He takes care of the animals. He feeds them and takes them to places where grass is found. One day, Moses led the animals to a mountain called Horeb. While he was resting, Moses saw something.

"Is that a bush on fire?" Moses asked himself. "I have to see it to be sure."

"Moses, Moses!" said a voice calling.

"Yes?" Moses answered.

"Don't come closer, and take off your sandals," said the voice.

"Why? Who are you, if I may ask?" asked Moses.

"You are standing on holy ground and I am your God." answered the voice.

Moses covered his face. He was afraid to look at God.

"What do you want from me?" asked Moses.

God said, "I want you to go to Pharaoh and bring my people out of Egypt."

"Why?" asked Moses.

God answered, "I have heard their cry for help. I saw how they are treated and I want to rescue them. So, I am sending you."

"But I don't know what to say!" Moses complained.

"Tell them that I, your God, sent you and I will do the rest." God said.

"Listen Israel: the Lord our God, the Lord is One."

Memory Verse: Let the children say and memorize John 3:16a, "For God so loved the world that God gave God's only Son...."

Lessons Learned

Ask the following questions:

1. Who called Moses? (God)
2. Why did God call Moses from his work? (To send him to do a task)



3. Why did God want to help the people in Egypt? (God heard their cries, saw their suffering.)
4. Is the God who helped the people in Egypt different from the God who made the world? (No. They are one and the same God.)

Tell them:

The texts in the Bible talks about the people of God called Israel. They were reminded to worship only God and no other gods. This One God is the God who made the world, the God who heard their cry and saw their sufferings and helped them when they were treated like slaves, and the God who continued to stay with them in their journey towards the land God promised them. Our God who is One is our Creator, our Redeemer and our Sustainer.

Applying the Lessons Learned

Picture Puzzle. Divide the class into three. Give each group a set of puzzle pieces for them to work on. Give them time to solve the puzzle. Ask the groups to paste their solved puzzles onto bond paper. After doing so, ask each group about the picture puzzle they have solved.

Group 1: Picture of God's beautiful created world

Group 2: Picture of God's people being helped out of Egypt

Group 3: Picture of God's people with their needs being provided for

Process the activity by asking the following questions:

1. Can you say God is helping us today? How? (Yes. Like in the story, God uses people like our friends, parents, family members, Pastor, teachers, and even strangers to help others in need.)
2. What can we give back to God for helping us? (We thank and worship God for helping us. We express our thanks to God for helping us by helping others who are also in need.)

Closing Worship

Sing again the song "Praise God, Praise God"

Recite the Memory Verse

Song and Offering: Pass the offering basket while singing "Gladly Giving"

Giving, giving, gladly giving day by day

Giving, giving gladly day by day.

Closing Prayer

Our Loving God, thank you for being a God who created the world. You are the same God who helps us in times of pain and when we are in trouble. You are also the same God who helps us even today. We worship no other god but You. This we pray in Jesus' name. Amen.

Announcements and Dismissal



Second Sunday after Pentecost

June 3, 2018

LESSON 2: GOD OUR CREATOR

General Concept: God created the whole universe and instituted systems to benefit human beings and the rest of creation.

Biblical References: [Genesis 1:1-27](#); Deuteronomy 5:12-15

List of Lectionary Readings for the Week: Deuteronomy 5:12-15; Psalm 139:1-6, 13-18; 1 Samuel 3:1-10, (11-20); Psalm 81:1-10; 2 Corinthians 4:5-12; Mark 2:23-3:6

Age-Level Concepts

- God made the universe.
- God made human beings.
- God gave rules that help us to be good.

Learning Objectives

By the end of the session, the learners are expected to:

- Identify the things God has created
- Explain what commandments and rules are for
- Express thanks and praise to God, our Creator

Materials: The Holy Bible (preferably the New Revised Standard Version [NRSV]), song chart, offering plate or basket, magazines, scissors, old calendars or manila paper, glue, pentel pens

Suggested Lesson Outline

Greeting Time

Greet the children with a warm smile as they enter the classroom. Ask them about what they have been doing before coming to the class.

Opening Songs

“God Said, ‘I Love You’” (*Children Praise God*, p. 91)

God said ‘I love you’ and God made the swimming fish

God made the swimming fish, God made the swimming fish

God said ‘I love you’ and God made the swimming fish

God made the swimming fish for us.

(Repeat the song three more times while each time substituting the underlined phrase with the following:

blooming flowers

swaying trees

flying birds

“Day by Day” (*Children Praise God*, p. 112)

Day by day I walk a little closer to my God

Day by day, day by day.



Day by day I walk a little closer to my God
Day by day, day by day.
Where God leads me, I will follow
What God tells me, I obey... pam, pam, pam! (Repeat first 2 lines)

Announcements and/or Birthday Greetings

Opening Prayer (Ask the children to share what they want to thank God for. After every sharing, everybody will respond by saying, "Thank You, God, for being our loving God." Also pray for the birthday celebrant[s], if there are any.)

Getting Ready

Recite a portion of the UCCP Statement of Faith:
"We believe in one God: Creator...."

Nature Walk. Bring the children outside the premises of the church. Ask the children to take notice of the surroundings and remember what they see. The teacher must have checked the place beforehand. Give 10 to 15 minutes for this activity.

In the context of the urban areas where it takes time to find a good area for nature walk, the teacher may not necessarily use this activity.

Introduce the new lesson by saying, "What we just did outside has something to do with our lesson today. Last Sunday, we talked about God as One. Now, we are going to learn about God as the Creator and appreciate what God has created."

Learning Time

Discovering the Biblical Truth

Creative Work. Divide the class into two groups. Assign to each group the texts and ask them to make something creative out of the texts.

Group 1: Cut and Paste

The teacher will read the text in Genesis 1:1-27 to the group. Ask the children belonging to the group to cut from magazines, newspapers, or they may draw and cut-out colored papers the things God created or the things they have seen during their walk and paste it on an old calendar paper or manila paper provided for them.

Group 2: Copy and Write

The teacher will read the text in Deuteronomy 5:12-15 and ask the children belonging to the group to copy from the Bible the laws and commandments God gave and write these on an old calendar or manila paper provided for them. The teacher may assist the children with their work.

Let each group share and explain to the class their creative work.

Memory Verse: Let the children say and memorize Genesis 1:1, "In the beginning, God created the heavens and the earth."



Lessons Learned

Ask the following questions to deepen their learning:

1. What did God create in six days? (light, sky, animals, water, trees, stars, moon, etc.)
2. What did God make on the seventh day? (human beings)
3. Why do you think human beings are created? (to take care and respect God's creation)
4. How did God see the whole of creation? (God saw that it was good)
5. Why do you think God gave rules and laws? (To guide the people in their relationship with God and with each other; so that people may live in unity, harmony and order. Answers may vary.)
6. What should human beings do to thank God for creating the world? (Plant trees, dispose garbage properly, praise God; expect varied answers)

Applying the Lessons Learned

Let the children recite again the line from the UCCP Statement of Faith:

"We believe in one God, Creator...."

Closing Worship

Song and Offering: Pass the offering basket while singing "Gladly Giving" (source)

Giving, giving, gladly giving day by day

Giving, giving gladly day by day.

Caring, caring, gladly caring day by day

Caring, caring gladly day by day.

Closing Prayer (Ask all the children to say aloud, "Thank you, Creator God, for the..." and each child one by one will finish the sentence by mentioning something God created.)

Announcements and Dismissal

Third Sunday after Pentecost

June 10, 2018

LESSON 3: GOD OUR REDEEMER

General Concept: God redeems and saves; we are called to participate in God's work of redemption and salvation.

Biblical References: Exodus 3:7-8; 6:5-7; Psalm 138; Luke 1:68

List of Lectionary Readings for the Week: Psalm 130; Psalm 138; 1 Samuel 8:4-11, (12-15), 16-20, (11:14-15); Genesis 3:8-15; 2 Corinthians 4:13-5:1; Mark 3:20-35

Age-Level Concepts

- God is our friend.
- God comforts and helps us when we are in trouble.
- God wants us to help those who are in trouble.



Learning Objectives

By the end of the session, the learners are expected to:

- Affirm that God is their friend
- Identify situations in the Bible where people needed God's help
- Tell of ways they can help those who are in trouble

Materials: The Holy Bible (preferably the New Revised Standard Version [NRSV]), song chart, offering plate or basket, feathers, picture of the people suffering in Egypt

Suggested Lesson Outline

Greeting Time

As the children enter the room, greet them with a warm smile. Chat with them while waiting for others to come.

Opening Songs

"I Want to Be Your Friend" (*Children Praise God*, p. 163)

I want to be your friend, a little bit more
I want to be your friend, a little bit more
I want to be your friend, a little bit more
A little bit, a little bit, a little bit more.

"Magkaisa Tayo" (*Children Praise God*, p. 55)

Magkaisa tayo, magkaisa, lalalalalalalala
Magkaisa tayo, magkaisa, lalalalalalalala
Napakagandang pagmasdan kung tayo'y magkakaisa
Napakagandang pagmasdan kung tayo'y magkakaisa.

(Repeat with:

Magtulungan tayo, magtulungan
Magamahalan tayo, magmahalan)

"God Is Good to Me"

God is good to me; God is good to me,
God holds my hand and lets me stand,
God is good to me.

God is good to me; God is good to me,
God hears my cry and sets me free
God is good to me.

Announcements and/or Birthday Greetings

Opening Prayer (Also pray for the birthday celebrant[s], if there are any.)



Our Loving Creator God, we thank you for this day and for bringing us together in our Sunday school. May we learn more about you from our lessons today. In Jesus our Redeemer's name we pray. Amen.

Getting Ready

Recite a portion of the UCCP Statement of Faith:

"We believe in one God: Creator, Redeemer...."

Feather-Blowing. The teacher must prepare the feathers for this activity. Ask the children to pair themselves. Give each pair a feather and tell them to blow it upwards so that the feather will not fall to the ground. The pair who lets their feather touch the ground is out.

Process the activity by asking:

1. Was it hard to make the feather float in the air? Why?
2. What does it take to make the feather float longer in the air?
3. Do you think your partner did his/her best to help make the feather float? Why? Why not?

Tell them: "There are times when we need someone to help us out when we are in trouble or when we don't know what to do. That 'someone' could be our sister or brother, our parent, our classmate, or our friend. Do you believe that God also helps people out and comforts us when we are in trouble?" (Yes!)

"Today, we are going to learn more about God as someone who comforts people in difficult situations and how God wants us to help others also."

Learning Time

Discovering the Biblical Truth

Read Exodus 3:7-8; 6:5-7 and Psalm 138

Picture Study. Show the children a picture of the people suffering in Egypt and God hearing their cry and seeing their situation.

Ask the following:

1. What can you see in the picture? (People crying, people working too hard, people being beaten by their masters, people asking for food and water)
2. Do you think God helped them out? How? (Yes. God sent Moses to ask Pharaoh to let them go.)
3. Why did God help the people who were in a difficult situation? (God loves them. God felt sorry for them. God cares for them.)

Memory Verse: Let the children say and memorize Luke 1:68, "Praise to the Lord... because God has come and redeemed God's people."

Lessons Learned



Ask them: Have you tried helping others like your brother or sister, your friend or classmate, your mother or father, an elderly, a neighbor? What are those times you helped someone? Let the children share their stories.

Tell them: "We have already learned that God is our Creator. God cares for all including human beings. That is why when we are in trouble, God helps us out and saves us. God is not only our Creator, God is also our Redeemer. A 'redeemer' is someone who helps us out of difficult situations. God as a redeemer is like a friend to us just as we are a friend to others. We help them out when they are in need."

Applying the Lessons Learned

Picture-Mirroring. The teacher may prepare pictures of the following:

- A child being bullied in school
 - A child who is differently-abled and is being laughed at
 - A child watching TV or playing on the computer while the rest of the members of the family are doing chores
 - A child with no food during snack time
- Show the pictures to the children. Ask them to check if they are treating others like that in the picture. Ask them what they can do to change the situation in the picture.

Closing Worship

Song and Offering: Pass the offering basket while singing "Gladly Giving"

Giving, giving, gladly giving day by day
Giving, giving gladly day by day.

Caring, caring, gladly caring day by day
Caring, caring gladly day by day.

Helping, helping, gladly helping day by day
Helping, helping gladly day by day.

Let the children recite again the line from the UCCP Statement of Faith:

"We believe in one God, Creator, Redeemer...."

Closing Prayer (Ask the children to hold hands and form a circle.)

Dear God, thank you for helping your people out of their suffering and pain. You show your kindness and mercy to all. Thank you also for helping us out during difficult times. Teach us also, dear God, to become good friends to others and to show mercy and kindness to those in need. In Jesus name, our Redeemer, we pray. Amen.

Announcements and Dismissal

Fourth Sunday after Pentecost
June 17, 2018

LESSON 4: GOD OUR SUSTAINER

General Concept: God alone gives and sustains life; we are called to be instruments of God's sustaining grace so that all may experience abundant life.



Biblical References: Ezekiel 17:22-24; Mark 4:26-34; II Corinthians 12:7-9

List of Lectionary Readings for the Week: 1 Samuel 15:34 - 16:13; Psalm 20; Psalm 92:1-4, 12-15; Ezekiel 17:22-24; 2 Corinthians 5:6-10, (11-13), 14-17; Mark 4:26-34

Age-Level Concepts

- God takes care of us.
- We take care of each other.

Learning Objectives

By the end of the session, the learners are expected to:

- Identify ways their parents and other people care for them
- Express thanks to God for taking care of us
- Relate ways by which they can show care for others

Materials: The Holy Bible (preferably the New Revised Standard Version [NRSV]), song chart, offering plate or basket, crayons, activity sheets, glass of water

Suggested Lesson Outline

Greeting Time

Greet the children as they walk into the room. Ask them how they've been the past few days.

Opening Songs

"God Is Good to Me"

God is good to me, God is good to me
God holds my hand and makes me stand
God is good to me.

Ang Dios maayo man, ang Dios maayo man
Gigunitan ako, gipatindog ako
Ang Dios maayo man.

"Come, Holy Spirit" (*Children Praise God*, p. 131)

Come, Holy Spirit we need you
Come, Holy Spirit we pray
Come, with Your strength and Your power
Come, in your own special way.

"The Spirit of the Lord is in My Heart" (*Children Praise God*, p. 203)

When the Spirit of the Lord is in our hearts, we can sing like Mary sang.
When the Spirit of the Lord is in our hearts, we can sing like Mary sang.
We can sing, oh Lord, we can sing, oh Lord, we can sing like Mary sang.
We can sing, oh Lord, we can sing, oh Lord, we can sing like Mary sang.

(Repeat the song several times, changing the underlined phrases with the following:
We can pray like Daniel prayed



We can dance like Miriam danced
We can shout like Deb'rah shouted
We can lead like Moses led
We can laugh like Sarah laughed
We can pray like Hannah prayed
We can cry like Jeremiah cried
We can serve like Martha served
We can preach like Peter preached
We can witness like Stephen did
We can love like Jesus loved
[add more phrases if you wish]

Announcements and/or Birthday Greetings

Opening Prayer (Also pray for the birthday celebrant[s], if there are any.)

Our Creator and Redeemer God, thank you for this day, for friends and family that surround us as we grow up in faith and in knowledge. Thank you for taking care of us always by providing us what we need every day. In Jesus' name, we pray. Amen.

Getting Ready

Recite a portion of the UCCP Statement of Faith:

"We believe in one God: Creator, Redeemer, and Sustainer...."

Show and Tell. Bring a glass of water for the class to see. Ask them:

- What can you see? (a glass of water/water)
- What is the use of this thing for us? (for cleaning, washing, drinking, for watering the plants, etc.)
- What do you think will happen if we don't have this? (get thirsty, get sick, die)
- Who do you think can provide us of this thing? (God, parents, other people)

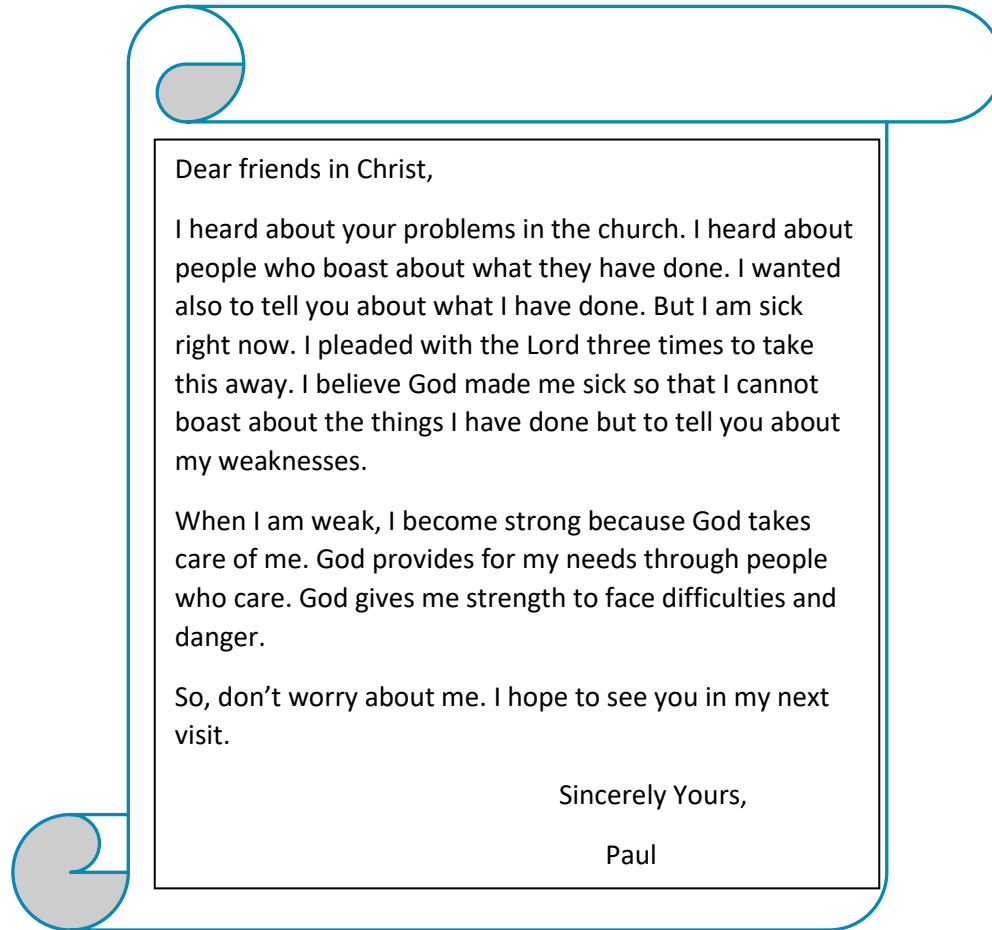
Tell them: "Aside from water, there are other things we need in order for us to live. These other things could make us happy, healthy and strong. But we also need love, protection, care, and support from people around us. For our lesson today, let us read and listen to a letter written by the apostle Paul to his friends in the church."

Learning Time

Discovering the Biblical Truth

Letter Reading (based on 2 Corinthians 12:7-9)





Lessons Learned

Ask the following questions:

1. Who wrote the letter? (Paul)
2. To whom was the letter addressed? (to the Christians in Corinth)
3. What is the problem in the church as mentioned by Paul? (people boasting about the great things they have done)
4. What happened to Paul? (he is sick)
5. Who helped Paul when he is sick? (God through people who care)
6. How did God care for Paul? (his needs were provided for, God gave him power to face difficulties)
7. Do you believe God cares for us also? How?

Tell them: "When we say that God is our Sustainer, it simply means that God always takes care of us. God even sent the Holy Spirit to make us feel that God is always with us. God even uses our parents and the people around us to take care of us.

Memory Verse: Let the children say and memorize 2 Corinthians 12:9b, "My grace is sufficient for you."



Applying the Lessons Learned

Coloring. Give each child an activity sheet that contains pictures of different things like water, food, a loving family. Tell them to color the things they need that make them happy, healthy and strong. After coloring, ask them to show their activity sheet to class and process their work:

- Who provides for the things you need? (Parents, siblings, family)
- Are these things found in your homes?
- What will happen if you don't have these things?
- Can you tell if other children have these in their homes?
- Can we also show our care to others? How? (answers may vary)
- Do you believe God is happy when we also care for others in need? (Yes)

Closing Worship

Song and Offering: Pass the offering basket while singing "Gladly Giving"

Giving, giving, gladly giving day by day
Giving, giving gladly day by day.

Caring, caring, gladly caring day by day
Caring, caring gladly day by day.

Helping, helping, gladly helping day by day
Helping, helping gladly day by day.

Sharing, sharing, gladly sharing day by day
Sharing, sharing gladly day by day.

Let the children recite again the line from the UCCP Statement of Faith:

"We believe in one God, Creator, Redeemer, and Sustainer...."

Closing Prayer

Our Creator, Redeemer and Sustainer, thank you for being there for us always.
Thank you for our parents, our family, friends and other people around us who provide us our needs. Thank you for their love, care and protection. Teach us also to take care of others. In Jesus' name we pray. Amen.

Announcements and Dismissal

Fifth Sunday after Pentecost

June 24, 2018

LESSON 5: GOD PROVIDES ORDER TO ALL CREATION

General Concept: God has ordered creation so that each created entity is set in its place and obeys God: the stars in the heavens, the seas within its bounds, the clouds in the sky, human beings living in unity.



Biblical References: Genesis 1:1 – 2:3; Psalm 107:29; Psalm 133

List of Lectionary Readings for the Week: 1 Samuel 17: (1a, 4-11, 19-23), 32-49; Psalm 9:9-20; Psalm 107:1-3, 23-32; Psalm 133; Job 38:1-11; 2 Corinthians 6:1-13; Mark 4:35-41

Age-Level Concepts

- God made the world beautiful and good.
- God places everything in order.

Learning Objectives

By the end of the session, the learners are expected to:

- Know the right order of how God created according to Genesis 1
- Describe their immediate surroundings
- Explain what makes God's creation beautiful and good

Materials: The Holy Bible (preferably the New Revised Standard Version [NRSV]), song chart, offering plate or basket, meta cards on which are written the things God created (refer to the *Discovering the Biblical Truth* instructions), pentel pen, tape or pushpins

The teacher must come early to class to prepare the classroom for today's session (refer to the *Getting Ready* activity). Make the classroom messy and chaotic by putting trash everywhere, with chairs and other things in shambles.

Suggested Lesson Outline

Greeting Time

Always greet the children with a warm smile.

Opening Songs

"Kumusta Ka" (*Children Praise God*, p. 68)

Kumusta ka? Halina't magsaya
Pumalapak, pumalapak, ipadyak ang paa
Padyak sa kanan, padyak sa kaliwa
Umikot ng umikot at humanap ng iba.

"Tanang Gibuhat Nya"

Gibuhat N'ya ang dagat, hangin ug hinuyuhoy
Bukid nga mataas, mga dagkong kahoy,
Ang bangaw nga matahum, yamog sa kabuntagon
Hayag ning adlaw, tanang gibuhay Nya.

"God's Got the Whole World"

God's got the whole world in God's hands
God's got the whole world in God's hands
God's got the whole world in God's hands
God's got the whole world in God's hands.

(Repeat the song 5 more times, changing the underlined phrases with the following:
God's got the wind and the trees)



God's got the birds and the bees
God's got the tiny, little babies
God's got you and me, sister
God's got you and me, brother)

Announcements and/or Birthday Greetings

Breathing Prayer

Teacher: Let us thank God for all of creation. After every sentence, let us take a deep breath, hold it for 5 seconds, then release. We are going to do it with our eyes closed.

Teacher: We thank you, God, for the sun and the sky!
(All deep breathe for 5 seconds, then release.)

Teacher: We thank you, God, for the green plants and trees.
(All deep breathe for 5 seconds, then release.)

Teacher: We thank you, God for the river and streams.
(All deep breathe for 5 seconds, then release.)

Teacher: We thank you, God, for all creatures on land and sea.
(All deep breathe for 5 seconds, then release.)

Teacher: We thank you for creating human beings like us.
(All deep breathe for 5 seconds, then release.)

Teacher: We thank you for putting things in their right places so that we may live in harmony.
(All deep breathe for 5 seconds, then release.)

All: Amen! Amen!

(Also pray for the birthday celebrant[s], if there are any.)

Getting Ready

After the opening prayer, ask the children:

- What have you observed when you entered the room?
- What can we do to fix it?
- Why do we have to fix or arrange the room?

Help the children clean and arrange the room.

Learning Time

Discovering the Biblical Truth

God's Creation. Distribute meta cards to the children on which are written the things God created. Write on the board the days during which God was busy creating (Day 1 to Day 7). The teacher may read aloud to the class Genesis 1:1 - 2:3. Once what is written on the meta card is mentioned, ask the child to place it under the day it was created. It is all right to repeat a created thing, as long as all the children have meta cards.

Day 1: light, day, night

Day 2: sky



Day 3: land, seas, plants, trees
Day 4: sun, moon, stars
Day 5: sea animals, fishes, birds
Day 6: cattle, creeping things, wild animals, human beings—male and female
Day 7: God rested

Read and reflect on Psalm 133

Lessons Learned

Ask the children:

1. What did God feel after each day of work? (happy)
2. How did God find God's work? (God saw that it was good)
3. What can you say about how creation was arranged or put in order? (it was good, not chaotic, each is necessary for the other creature)
4. What makes the creation of God beautiful and good? (God made it. God placed everything in order.)
5. Why do you think God arranged everything? (To put everything in order. It shows of a God who is happy when things are in place.)

Memory Verse: Let the children say and memorize Psalm 107:29, "God made the storm be still, and the waves of the sea were hushed."

Applying the Lessons Learned

Discuss:

- Look around you. Can you see and tell which among God's creation is in chaos, destroyed or gone? What can we do as children to help in bringing back the goodness, beauty and order of creation?
- Why is it good and important for human beings to live in unity?

Closing Worship

Song and Offering: Pass the offering plate while singing "I'm Giving"

I'm giving, I'm giving because I love Jesus,
I'm giving, I'm giving because I love God.

Recite a portion of the UCCP Statement of Faith:

"We believe in one God: Creator, Redeemer, and Sustainer, who provides order...."

Closing Prayer

Dear God, we praise and thank you for putting your creation in order. May we all be watchful of how your created world is being used and destroyed. Unite us and make us Your helper in maintaining and bringing back its beauty and goodness. In Jesus' name. Amen.

Announcements and Dismissal



Sixth Sunday after Pentecost

July 1, 2018

LESSON 6: GOD PROVIDES PURPOSE FOR ALL CREATION

General Concept: Responsible stewardship and equitable distribution of the world's resources is God's purpose for creation.

Biblical Reference: Exodus 16:1-21; 2 Corinthians 8:7-15

List of Lectionary Readings for the Week: 2 Samuel 1:1, 17-27; Psalm 130; 2 Corinthians 8:7-15; Mark 5:21-43

Age-Level Concepts

- God wants us to take care of our surroundings.
- God wants us to share what we have.

Learning Objectives

By the end of the session, the learners are expected to:

- Understand the result of taking more than what we need
- Express gratitude to God for letting human beings use creation
- Perform with joy their small tasks to help care for their surroundings

Materials: The Holy Bible (preferably the New Revised Standard Version [NRSV]), song chart, offering plate or basket, My Share of Work chart (refer to **Getting Ready**), markers

Suggested Lesson Outline

Greeting Time

Greet the children with a warm smile as they enter the classroom. Chat with them for a few minutes as you wait for the others to arrive.

Opening Songs

"The Time to Be Happy is Now"

The time to be happy is now; and the place to be happy is here
And the way to be happy is to make others happy
And to have a little heaven down here.

"It Could Be a Wonderful World" (*Children Praise God*, p. 187)

If each little child could have fresh milk each day
If each worker just had enough time to play
If each homeless person had some place to stay
It could be a wonderful world.

If there were no poor and the rich were content
If strangers were welcome wherever they went
If everyone knew what community meant
It could be a wonderful world.

If we could consider each other, a neighbor, friend, sister or brother
It could be a wonderful, wonderful world, it could be a wonderful world.



Announcements and/or Birthday Greetings

Opening Prayer

Dear God, thank you for being with us every step of the way.
Thank you for making us safe night and day;
Thank you for bringing us here today,
To study, sing, play and pray. Amen.

(Also pray for the birthday celebrant[s], if there are any.)

Getting Ready

My Share of Work. Ask the children to pay attention to the manila paper posted on the board or wall. Written on it are small tasks which the children would choose to do. Ask them to write their name under the task of their choice.

Watering plants

Picking up trash

Wiping tables

Names:

- 1.
- 2.
- 3.
- 4.
- 5.

Names:

Names:

Encourage all children to pick a task and share in the work to help take care of their surroundings. These small tasks may be done before classes start.

Learning Time

Discovering the Biblical Truth

Listen to a story.

What is It?

Based on Exodus 16:1-21

The Israelites were exhausted running from the Egyptian soldiers. Their feet brought them to the wilderness. "There is no food here!" complained the people. "We are going to die out here," others shouted. "It would have been better if we stayed in Egypt!"

The Lord heard the complaints of the people. God said to Moses and Aaron, "Tell them that they will eat meat in the evening and I will send bread from heaven in the morning. Tell them also that I heard their complaints."

At night they ate meat of quails sent to them. The next day, the people saw thin flakes like frost on the desert floor. They turned to each other, "What is it?" Moses said to them, "God has given you bread to eat. Each one should only gather as much as he or she needs. Gather also for those left in the tent. Do not keep any until morning."



The next morning, the people were surprised. "The bread from heaven smells bad," they said. "It is full of maggots. We cannot eat it anymore."
"Moses was right, we only have to take as much as we need," said another Israelite. With a heavy heart they went back to their tents waiting for another day to come.

Lessons Learned

Ask the following questions:

1. Who are those people complaining? (the Israelites who were freed from Egypt)
2. What are they complaining about? (no food, no water, they are hungry, it is better they stayed in Egypt)
3. How did God respond to their complaints? (God heard their complaints. God gave them meat in the evening and bread from heaven in the morning.)
4. What did Moses tell the people about the food? (they can gather as much as they need and not to keep any for the next day)
5. Did all Israelites listen to Moses' instructions? (No) Why? (Some kept the bread for the next day. It smelled bad and was full of maggots.)
6. Do you think it is not good to have more than what we need?
7. What happens when you take more than others?

Tell them: "God's creation is good and everything is put in its place. Even God was happy about it. Human beings were created not just to consume and use God's creation in any way they want but to use it according to his/her needs just like in our story. We take only what is needed so that other's needs are also met. That is how we understand sharing. In order for creation to give what we need, we have to take care of it. God's creation is meant for all and so those who use it must also take care of it. So, each of us must also share in the task of taking care of God's creation."

Memory Verse: Let the children say and memorize 2 Corinthians 8: 14, "so that your plenty will supply what they need, and their plenty will supply what you need. Then there will be equality."

Applying the Lessons Learned

Let's Do It. Ask those who signed up for the different tasks do their tasks within 5-10 minutes. Tell them that however small the tasks they are doing, it is a step to being able to help in caring for God's creation.

Closing Worship

Song and Offering: Pass the offering plate while singing "I'm Giving"

I'm giving, I'm giving because I love Jesus,
I'm giving, I'm giving because I love God.

I'm sharing with others because I obey God,
I'm sharing with others to show that I care.

Recite a portion of the UCCP Statement of Faith:

"We believe in one God: Creator, Redeemer, and Sustainer, who provides order, purpose...."



Closing Prayer

Our most Loving God, thank you for teaching us that in order to be able to share with others, we take and use only as much as we need so that others may also live. Take joy in our small tasks. We hope and pray that we may be able to help in taking care of Your creation. In Jesus' name, we pray. Amen.

Announcements and Dismissal

Seventh Sunday after Pentecost

July 8, 2018

LESSON 7: GOD GIVES MEANING TO ALL CREATION

General Concept: Each created being has integrity and worth; our role is to do good and to uphold the worth and integrity of creation.

Biblical References: Ephesians 2:10a; 2 Corinthians 12:9-10

List of Lectionary Readings for the Week: 2 Samuel 5:1-5, 9-10; Psalm 48; Psalm 123; Ezekiel 2:1-5; 2 Corinthians 12:2-10; Mark 6:1-13

Age-Level Concepts

- We are all special.
- We belong to each other.
- We must do good.
- We help protect the environment.

Learning Objectives

By the end of the session, the learners are expected to:

- Distinguish what makes them special
- See how we are all connected to each other
- Show their concern for the protection of environment
- Express thanksgiving to God for being made special

Materials: The Holy Bible (preferably the New Revised Standard Version [NRSV]), song chart, offering plate or basket, newsprint or bond paper, crayons, ball of yarn or string, scissors, printouts of the "I AM SPECIAL" flower, cartolina or construction paper, barbecue sticks or big popsicle sticks, glue or tape, clay pot or big flower vase

Suggested Lesson Outline

Greeting Time

As the children arrive, remind them of their tasks. Emphasize that what they're doing is a simple way of helping in caring for the environment.

Opening Songs

"I'm Here Because You're Here" (*Children Praise God*, p. 228)

I'm here because you're here



Because I'm here because you're here
I'm here because you're here
Because I'm here because you're here.

"Ako, Ikaw" (Children Praise God, p. 62)

Ako ay ako, ikaw ay ikaw
Hindi tayo magkapareho, magkaiba tayo.
Iba ang ngiti mo sa ngiti ko,
Iba ang tawa mo sa tawa ko
Kulay gatas ang balat mo,
Kulay tsokolate ako.
Ako ay ako, ikaw ay ikaw
Hindi tayo magkapareho, magkaiba tayo.

"Jesus Loves the Little Children" (Children Praise God, p. 38)

Jesus loves the little children
All the children of the world.
Red, brown, yellow, black and white
They are precious in His sight
Jesus loves the little children of the world.

Announcements and/or Birthday Greetings

Opening Prayer (Also pray for the birthday celebrant[s], if there are any.)

Dear God, thank you for being with us every step of the way.

Thank you for making us safe night and day;

Thank you for bringing us here today,

To study, sing, play and pray. Amen.

Getting Ready

Web of Life.

- First have the children draw on newsprint or bond paper any one creature or created thing they can think of, example: sun, tree, fish, water, river. Their drawings must be big enough to fill the paper. Have them tape their drawings onto their chests.
- Ask the children to form a circle. Tell them to represent themselves as a creature or thing created by God that they have drawn. Have each one say her/his representation, example, "I am fish, I need water to survive." Let the first child to speak hold the ball of string or yarn. She or he passes the ball of string or yarn to the child whose representation is water, if there is any, while holding on to the end of the string or yarn. If there is no one representing water, the child speaking chooses another creature or created thing that her/his representation depends on, example, seaweed or plant, and passes on the ball of string or yarn to that child whose representation is seaweed or plant. The next child then says, "I am seaweed (or plant), I need the sun to survive," for example. While holding on to a part of the string or yarn, she or he then passes the ball of string or yarn to the child whose representation is the sun, if there is any. If for example the class decides that the



sun is not dependent on another created thing, then the yarn or string is cut and the last child who speaks holds that cut end of the string or yarn. The process begins anew until all have spoken and are holding on to a part of the string or yarn and a web is made.

Ask the children:

- What have you formed with this activity? (a web is formed)
- What can you learn from this game? (Everything, though created different, has a connection to others. People are connected to all created things.)

Learning Time

Discovering the Biblical Truth

Teach the memory verse found in Ephesians 2:10a, “For we are what God has made us, created in Christ Jesus to do good works.”

Tell the children: “We are all created by God. Because of that, each one of us is unique and special. Being ‘special’ means that we are all important to God and even have a special place in God’s Kin-dom. Though we are different from each other, God created us with gifts to do good and to be good to others.”

Read and reflect on 2 Corinthians 12:9-10.

Lessons Learned

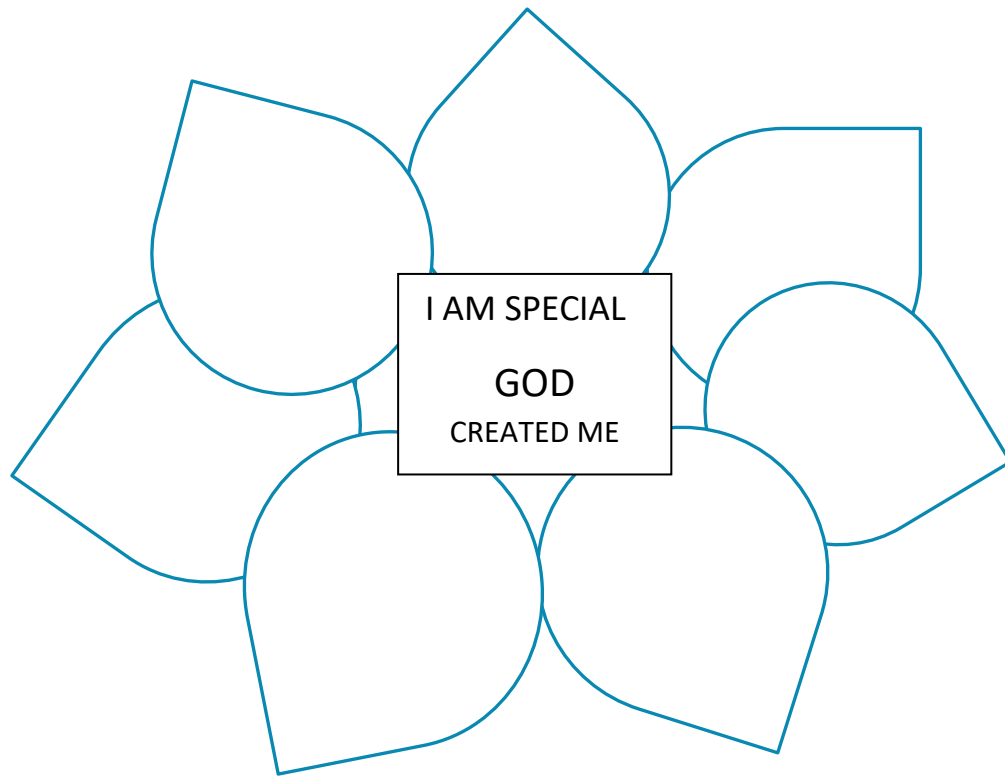
Ask the following questions:

1. What makes you special? (God created me.)
2. What do you have that makes you different from others? (They may mention physical differences, different skills, talents, etc.)
3. What do you think God wants us to do when we were created? (To be good/do good works.)
4. What do you think are the good works that we can do? (share, be a good friend, be good to parents, study lessons well, help in house chores, share with victims of calamities, and others)
5. Do you think God will be happy when we do good works to others? (Yes)

Applying the Lessons Learned

Ask the children to color the “I AM SPECIAL” flower. Write on each petal anything that says about you as a person. Color the flower and paste it onto cartolina or construction paper. Cut the flower along its outline and put a stick at the back.





Closing Worship

Offering: Place a clay pot or big flower vase at the center or front. Have the children place their "I AM SPECIAL" flower in the pot or vase together with their offerings.

Tell them: "We offer not just our money to thank God but also ourselves as thanksgiving for creating us special."

Sing "I'm Giving"

I'm giving, I'm giving because I love Jesus,
I'm giving, I'm giving because I love God.

I'm sharing with others because I obey God,
I'm sharing with others to show that I care.

I'm sharing with others because I am thankful,
I'm sharing God's blessings to spread God's Good News.

Recite a portion of the UCCP Statement of Faith:

"We believe in one God: Creator, Redeemer, and Sustainer, who provides order, purpose, meaning...."

Closing Prayer

We are special because You created us, Lord. Thank you for giving us gifts so that we can be good persons and do good works for others. Amen.



Announcements and Dismissal

Eighth Sunday after Pentecost
July 15, 2018

LESSON 8: GOD GIVES FULFILLMENT TO ALL CREATION

General Concept: In God, all creation finds fulfillment, abundance and grace.

Biblical Reference: Psalm 24:1-6

List of Lectionary Readings for the Week: 2 Samuel 6:1-5, 12b-19; Psalm 24:1-6; Psalm 85:8-13; Amos 7:7-15;
Ephesians 1:3-14; Mark 6:14-29

Age-Level Concepts

- God provides for our needs.
- We thank God for what we have.
- We are happy when we do good.

Learning Objectives

By the end of the session, the learners are expected to:

- Name some of the things that God provides
- Express thankfulness to God for all the things provided by God
- Enumerate the good things that they can do
- Articulate their feelings about things and experiences around them

Materials: The Holy Bible (preferably the New Revised Standard Version [NRSV]), song chart, offering plate or basket, emoticon cut-outs, paste or glue, manila paper, pentel pens

Suggested Lesson Outline

Greeting Time

As the children arrive, remind them of their tasks. Encourage all members of the groups to do their part.

Opening Songs

"It's a Happy Day"

It's a happy day, and I thank God for the weather
It's a happy day, and I'm living it for my Lord
It's a happy day, and things are gonna get better
Living each day by the promises in God's Word.

***"It Could Be a Wonderful World"* (Children Praise God, p. 187)**

If each little child could have fresh milk each day
If each worker just had enough time to play
If each homeless person had some place to stay
It could be a wonderful world.

If there were no poor and the rich were content



If strangers were welcome wherever they went
If everyone knew what community meant
It could be a wonderful world.

If we could consider each other, a neighbor, friend, sister or brother
It could be a wonderful, wonderful world. It could be a wonderful world.

“Kanindot sa Kalibutan” (translation of “It Could Be a Wonderful World”)

Kung ang tanang tawo may pagkaon unta
Kung ang tanang tawo may trabaho unta
Kung ang tanang tawo may kapasilungan
Kanindot sa kalibutan.

Kung ang tanang tawo moila, silingan, igsoon, higala
Kanindot nga puy-an ang kalibutan, kanindot sa kalibutan.

Announcements and/or Birthday Greetings

Opening Prayer (Also pray for the birthday celebrant[s], if there are any.)

Teach us today, Lord, of your ways and words. Make us good listeners and good doers. Thank you for the gift of breath that make us know You are with us every day. In Jesus’ name. Amen.

Getting Ready

Read to the class the biblical reference.

Song Study. Write the song “It Could Be a Wonderful World” on manila paper or an old calendar. Ask the children to underline the words that tell about the things or situations that make a person happy. Teacher may guide the children through each word of the song. Example:

“It Could Be a Wonderful World”

If each little child could have fresh milk each day

If each worker just had enough time to play

If each homeless person had some place to stay

It could be a wonderful world.

If there were no poor and the rich were content



If strangers were welcome wherever they went

If everyone knew what community meant

It could be a wonderful world.

If we could consider each other, a neighbor, friend, sister or brother

It could be a wonderful, wonderful world.

It could be a wonderful world.

Learning Time

Discovering the Biblical Truth

Let someone from the class read the memory verse found in Psalm 24:1, "The earth is the Lord's and all that is in it, the world and those who live in it."

Ask the children the following:

1. What does the verse of the Psalm talk about? (It talks about God.)
2. What does the psalm tell us about God? (The earth belongs to God, everything in the world belongs to God, and everyone who lives in it belongs to God.)
3. What can we do in order to show our thanks to God?































Tell them: "Our text today tells us that everything we see around us belongs to the Lord. We also belong to our Creator. God is happy when God sees that creation is good. We also find joy in everything we see and use because it helps us live every day. Because of God's goodness in providing for our needs, we show our thanks by doing good to others."

Let the children memorize the verse.

Lessons Learned

What Makes Us Happy and What Makes Us Sad Mural. The teacher needs to prepare emoticon cut-outs (happy and sad emoticons). Post a piece of manila paper on the board. Write on the manila paper the things and situations that make us happy and those that make us sad. Ask the children to put an appropriate emoticon beside every word written on the manila paper. Example:



WHAT MAKES ME HAPPY					WHAT MAKES ME HAPPY SAD				
Play		school		friends		trees		birds	
Water		flood		earthquake		rain		sunshine	
Dirty river		wind		violence/abuse		mountains		helping	
Plants		disease		trees cut down		moon		typhoon	
Landslide		sea		mining		flowers		war	
House		food		drugs		obeying parents			
going to church		being kind							

The teacher may add or just choose from the sample words provided above.

Ask the children:

1. What are those things that make us happy? (trees, house, play, school, food, etc.)
2. Who gave those things that make us happy? (God, parents, people around us)
3. What makes us sad? (war, violence, dirty rivers, drugs, etc.)
4. Who do you think does the things that make us sad? (human beings/people)

Tell the children: “We experience God’s abundance and grace through God’s creation. What makes us sad are results of human beings’ greed and disrespect for God’s creation. God is also sad when creation is destroyed and will be happy when we do something about it.”



Applying the Lessons Learned

Instruct the children to hang the mural on the wall so that everybody could be reminded to thank God for the things that make us happy and be sorry for those things that we do that make us sad.

Recite a portion of the UCCP Statement of Faith:

“We believe in one God: Creator, Redeemer, and Sustainer, who provides order, purpose, meaning and fulfillment to all creation.”

Closing Worship

Recite a portion of the UCCP Statement of Faith:

WE BELIEVE

In one God: Creator, Redeemer, and Sustainer, who provides order, purpose, meaning and fulfillment to all creation.

Offering: Pass the offering plate or basket while singing “Gladly Giving”

Giving, giving, gladly giving day by day

Giving, giving, gladly day by day.

Closing Prayer

Creator God, thank you for the things that make us happy. Thank you for the people that provide for us and care for us. We are sorry, Lord, for our actions that may cause You to be sad. Continue to bless us and make us worthy of Your blessings.
Amen.

Announcements and Dismissal

That in Jesus Christ, who was born of Mary, God became human and is Sovereign Lord of life and history.

Ninth Sunday after Pentecost

July 22, 2018

LESSON 9: JESUS CHRIST

General Concept: Jesus is the Christ, the Son of the Living God, obedient and faithful in doing God’s ministries of feeding, teaching, healing and preaching.

Biblical References: Psalm 23; Matthew 16:13-16; Mark 6:30-56

List of Lectionary Readings for the Week: 2 Samuel 7:1-14a; Psalm 23; Psalm 89:20-37; Jeremiah 23:5-6; Ephesians 2:11-22; Mark 6:30-34, 53-56

Age-Level Concepts

- Jesus is the Son of God.
- Jesus obeys God.

Learning Objectives

By the end of the session, the learners are expected to:



- Assert that Jesus is the Son of God
- Portray the works of Jesus
- Affirm that Jesus was obedient to God
- Express thanks to Jesus who helped people in their sufferings and difficult conditions

Materials: The Holy Bible (preferably the New Revised Standard Version [NRSV]), song chart, offering plate or basket, small box like a shoe box with pieces of rolled up pieces of paper on which are written certain actions (refer to the Guess What? game in **Getting Ready**), cut-out pieces of cartolina as bookmark with a hole, string, pencils

Suggested Lesson Outline

Greeting Time

Greet the children with a warm smile. Remind them of their tasks.

Opening Songs

“Jesus Is a Beautiful Name” (revise from *Children Praise God*, p. 218)

Jesus is a beautiful name, Jesus is always the same

Jesus is a beautiful name

You got to smile when we talk about Jesus.

(Repeat the song several times, changing the name Jesus with the names of the children.)

“Jesus Went About Doing Good” (*Children Praise God*, p. 30)

Jesus went about doing good

The Bible tells me so

He healed the sick and healed the blind

To little children, he was kind

He gave some hungry people food

He said, “Be always kind and good.”

Jesus went about doing good

The Bible tells me so.

Announcements and/or Birthday Greetings

Opening Prayer (Also pray for the birthday celebrant[s], if there are any.)

We are glad for today because we will learn and play. Thank you, dear Jesus, for this wonderful day. Make us listen to stories that make us happy and gay. Teach us your life and help us obey. Amen.

Getting Ready

Guess What? Tell the class that you are going to have a game. This is an acting game. Group them into two. The teacher will call someone from each group to get a piece of paper from a box and ask him/her to act out what is written on the paper. Let his/her group mates guess what is being acted out.

The teacher may include:

- Healing the blind



- Preaching
- Talking to children
- Feeding a crowd
- Eating the last supper
- Walking on water
- Calling Zacchaeus down
- Praying
- Being crucified

After the game, ask the children, “Who do you think is the person we tried to portray in the game?” (Jesus) “Do you know Jesus is?”

Learning Time

Discovering the Biblical Truth

Tell the class that just like in the game, they are going to learn what names people call Jesus.

Read Psalm 23.

Tell the story based on Matthew 16:13-16 and Mark 6:30-56.

Who Do You Say I Am?

Jesus traveled from one place to another. He traveled with his friends. They were also called disciples. They taught and healed just like Jesus did. Many people followed them all the time everywhere they went: villages, cities, farms, marketplaces.

One day, when they arrived at a place, Jesus asked his disciples, “Who do people say I am?”

“Some say you are John the Baptist,” one disciple replied.

“Others say you are Elijah,” another disciple said.

“Some people say you are Jeremiah, or one of the prophets,” they said.

“But who do you think I am?” asked Jesus.

Peter answered, “You are the Christ, the Son of the Living God.”

“Blessed are you Peter because no one told you but only God. I will give you the keys to the kingdom,” Jesus said.

Jesus told the disciples not to tell anyone of what they’ve heard.

Lessons Learned

After telling the story, ask the following questions:

1. Who was with Jesus when he traveled places? (his disciples)
2. What did Jesus ask his disciples when they arrived at a certain place? (Who do people say I am?)
3. What did the disciples answer? (Elijah, John the Baptist, Jeremiah, other prophets)
4. What did the disciple named Peter say? (You are the Christ, the son of the Living God)
5. Do you believe that Jesus is the Christ? Why?



6. What do you think Jesus did when he traveled to cities and other places? (He taught, preached, healed the sick, fed the hungry)
7. Why did Jesus do all these things? (He obeyed God and was doing God's will.)

Tell them: The other word for Christ is 'Messiah' or the 'Anointed One' or the 'chosen one' — the one that the Jews were waiting for for a very long time to come to be their king. Jesus traveled to places teaching, healing, preaching, feeding the hungry, eating at the house of who others said were sinners, and welcoming children. He believed that these are his tasks as the Christ. He also believed that in doing so, he is obeying God who sent him.

Teach the memory verse found in Matthew 16:16, "Simon Peter answered, 'You are the Christ, the Son of the Living God.'"

Applying Lessons Learned

Recite a portion of the UCCP Statement of Faith:
"We believe that in Jesus Christ...."

Give out to the children prepared bookmarks. Ask them to put a string in the hole. Then ask them to write on the bookmark: "We Believe Jesus is the Christ." Tell the children that they may keep the bookmark or give it to somebody else.

Closing Worship

Offering

Closing Prayer

Dear God, thank you for giving us Jesus, our Christ. Through him, we also get to know You more. Help us tell others about You. Amen.

Announcements and Dismissal

Prepare for next Sunday's lesson by choosing and asking one mother from your church to act as Mary in your class the following Sunday. Refer to next Sunday's Meet and Greet activity. Let her read Luke 1:26-56 ahead of time to help her prepare for the role.

Tenth Sunday after Pentecost
July 29, 2018

LESSON 10: MARY, THE MOTHER OF JESUS

General Concept: Mary accepted the great honor to be the mother of the Son of God, despite her self-perception of being of lowly estate, proclaiming that indeed God is a God who lifts up the lowly and brings down the powerful, modelling what it means to be a faithful disciple.

Biblical References: Psalm 14:5b-7; Luke 1:26-56

List of Lectionary Readings for the Week: 2 Samuel 11:1-15; 2 Kings 4:42-44; Psalm 14; Psalm 145:10-18; Ephesians 3:14-21; John 6:1-21



Age-Level Concepts

- Mary is the mother of Jesus.
- Mary was a loving mother.
- Mary was obedient to God.

Learning Objectives

By the end of the session, the learners are expected to:

- Name the mother of Jesus
- Describe Mary as a woman and a mother
- Make comparisons between Mary the mother of Jesus and their own mother
- Explain that being Jesus' mother is Mary's way of obeying God

Materials: The Holy Bible (preferably the New Revised Standard Version [NRSV]), song chart, offering plate or basket, four sets of 1/8 pieces of construction paper on which are written one letter of a name (refer to the Unscramble the Words activity in *Getting Ready*; to each set, add one extra 1/8 piece of construction paper with one wrong letter), ½ pieces of light-colored construction paper enough for each child, colors, glue, bond paper, scissors.

Suggested Lesson Outline

Greeting Time

Greet the children as they arrive in class. Remind them about their small tasks. Have a short chitchat with them about their school, friends and family. You may start talking about their mothers.

Opening Songs

“This is the Day” (*Children Praise God*, p. 75)

This is the day, this is the day
That the Lord has made, that the Lord has made
We will rejoice, we will rejoice and be glad in it,
And be glad in it.
For this the day that the Lord has made
We will rejoice and be glad in it
This is the day, this is the day
That the Lord has made!

“The Spirit of the Lord is in My Heart” (*Children Praise God*, p. 203)

When the spirit of the Lord is in our hearts
We can sing like Mary sang.
When the spirit of the Lord is in our hearts
We can sing like Mary sang.
We can sing, O Lord, we can sing, O Lord
We can sing like Mary sang.
We can sing, O Lord, we can sing, O Lord
We can sing like Mary sang!

Announcements and/or Birthday Greetings



Opening Prayer (Also pray for the birthday celebrant[s], if there are any.)

O God, we thank you for this wonderful day. You brought us here to study and learn about a person who has a big part in the life of Jesus Christ. Amen.

Getting Ready

Unscramble the Words. Divide the class into 4 groups. Give each group a set of the 1/8 pieces of construction paper with letters. Ask each group to unscramble the letters to form a word based on the hint given.

Group 1 – Hint: The mother of John the Baptist

E I I Z A B F T H G

Group 2- Hint: The mother of Isaac

S A R A H G

Group 3- Hint: The mother of Jesus

M A R Y G

Group 4 – Hint: She takes care of us every day

M O T H E R D

Learning Time

Discovering the Biblical Truth

Read the Biblical references Psalm 14:5b-7 and Luke 1:26-56.

Meet and Greet. Ask someone from the Christian Women's Association (CWA) or one of the mothers to be your guest for today's session. She will act as Mary (with costume) before the children. Let her introduce herself to the class and tell her story. Her story line may be guided by the text found in Luke 1:26-56. The children may ask her questions.

Lessons Learned

After answering questions from the children, Mary will ask the children the following:

1. Do you know the name of your mother?
2. Can you describe your mother to us? (Give each child a chance to say something about her mother.)
3. Do you believe your mother loves you?
4. How does your mother show her love for you?
5. Do you love your mother? Why?

Tell the children: No matter how the world seems so terrible, there are people who obey God and do the will of God and helps to make the world a better place. Mary is a good example of this. Your mothers are good examples. You can be a good example too.

Applying Lessons Learned

Recite a portion of the UCCP Statement of Faith:

"We believe that in Jesus Christ, who was born of Mary...."

Thank You Card. Give the children a half-sheet of colored construction paper. Ask them to fold the paper cross-wise to make a card and have them decorate it. Let them write on it the statement: "Thank You, God, for my mother!" Coordinate with the Pastor



and ask for a moment during worship for the children to give their cards to their mothers.

Closing Worship

Offering: Pass the offering plate or basket while singing “Gladly Giving”
Giving, giving, gladly giving day by day
Giving, giving, gladly day by day.

Closing Prayer

Our Parent God, thank you for choosing Mary to be Jesus’ mother. She’s a brave and strong woman. We also thank you for our mothers. Like Mary was to Jesus, our mothers love us and takes care of us also. Teach us, Lord, to be good and loving to them. Help us to be like them. Amen.

Announcements and Dismissal. Assignment: Ask the children to bring pictures of what they have been doing in school, at home, in church, or elsewhere if there’s any.

Eleventh Sunday after Pentecost
August 5, 2018

LESSON 11: IN JESUS CHRIST, GOD BECAME HUMAN

General Concept: God, in Jesus Christ, came to earth and lived among us to bring fullness of life for all.

Biblical Reference: Ephesians 4:9-10; John 1:14; John 10:10-11

List of Lectionary Readings for the Week: 2 Samuel 11:26 - 12:13a; Psalm 51:1-12; Exodus 16:2-4, 9-15; Psalm 78:23-29; Ephesians 4:9-10; John 6:24-35

Age-Level Concepts

- Jesus is a human being like us.
- Jesus lived on earth.
- Jesus grows up like me.

Learning Objectives

By the end of the session, the learners are expected to:

- Understand that Jesus grew just like any child
- Tell of what they do as children at home, school and church
- Affirm that Jesus was also like them

Materials: The Holy Bible (preferably the New Revised Standard Version [NRSV]), song chart, offering plate or basket, baby wrap, ‘kugon’ grass, a star ornament, and 3 wrapped gifts for the Object Association activity in ***Getting Ready***, illustration board or manila paper, string, paste or glue, magazines, old unused kinder books (optional)



Suggested Lesson Outline

Greeting Time

As the children arrive, greet them with a warm smile. Remind them to do their tasks.

Opening Songs

“Ako Ay Maligaya”

Ako ay maligaya ‘pag kasama kita
‘Pag kasama kita, ‘pag kasama kita
Ako ay maligaya kapag kasama kita
‘Pag kasa-kasa-kasama ka.

“Like Little Jesus” (Children Praise God, p. 26)

I like to think that Jesus was once a little child
And everybody loved him, He was so kind and mild
I want to be like Jesus, so good and loving too
I want to do for Jesus what He would have me do

He loved the birds and flowers, and all things weak and small
He knows that God, Creator, made and loved them all.
I want to be like Jesus, so good and loving too,
I want to do for Jesus what He would have me do.

“Tell Me the Stories of Jesus” (Children Praise God, p. 29)

Tell me the stories of Jesus I love to hear
Things I would ask Him to tell me if He were here:
Scenes by the way side, tales of the sea,
Stories of Jesus, tell them me.

Announcements and/or Birthday Greetings

Opening Prayer (Also pray for the birthday celebrant[s], if there are any.)

We come to Sunday School in order to know You more, our God. Make today a special day as we sing songs, read the Bible and learn with our friends. In Jesus’ name. Amen.

Getting Ready

Object Association. Prepare the materials before the children arrive. Place a baby wrap, ‘kugon’ grass, a star ornament, and 3 wrapped gifts at the center of the room or in front where everybody can see. Tell the children to look on the different materials placed before them. Ask them, “What comes to your mind when you see these things? With who are these things associated?”

Learning Time

Discovering the Biblical Truth

Let the children Ephesians 4:9-10; John 1:14; John 10:10-11.



Let the children recite the memory verse found in John 1:14a, "The Word became flesh and lived among us...."

Tell them: The 'Word' refers to Jesus. God wanted to talk to the people, but they always ignored God's messages. So, for people to really understand what God wants to tell them, Jesus was born. In Jesus and through Jesus the people may understand God. Jesus lived in this world like all human beings do. Like all children, Jesus grew up with his parents and family, attended school in the synagogues and went to worship God in the temple. Jesus also had feelings. He got angry, lonely and sad. Later in his life, Jesus experienced pain, suffering, betrayal and death.

Lessons Learned

Ask the children to answer the following questions:

1. Who are the people that take good care of you at home?
2. Who are those that help you read, write, and be good?
3. What makes you happy?
4. What makes you sad and angry?
5. What do you want to be when you grow up?

Tell them: Jesus was also like you. He lived on this earth same as you. He grew up surrounded by people who love him just like you. He loves to do things like all children do. There are things that make him sad, happy, lonely or angry. When grew up older, he wanted to do what God wants him to do.

Applying the Lessons Learned

Recite a portion of the UCCP Statement of Faith:

"We believe that in Jesus Christ, who was born of Mary, God became human...."

"Jesus is Like Me" Collage. Divide the class into 2 groups if the class is big. Give each group a piece of manila paper or illustration board. Ask the children to bring out their pictures if they have brought any. Have them paste it on the manila paper or illustration board to make a collage. Give out magazines or other materials which contain pictures of children for the children to cut and include in the collage. Hang the collage(s) where everybody can see it/them.

Or, if the children forgot to bring their own pictures, have the group(s) cut out pictures that show what they usually do at home, in school, in the community and in church. Paste these on manila paper or illustration board to make a collage. Hang where everybody can see.



JESUS IS LIKE ME

Closing Worship

Offering

Closing Prayer

Dear God, we are happy to know that You gave Your Son to live with us. We now understand why Jesus was very kind to little children because he too grew up loved and cared for. Thank you, Lord, for loving us always. In Jesus' name. Amen.

Announcements and Dismissal



Twelfth Sunday after Pentecost
August 12, 2018

LESSON 12: GOD, IN JESUS CHRIST, IS SOVEREIGN LORD OF LIFE

General Concept: In Jesus, God made manifest God's saving acts and offers eternal life. We therefore must believe and follow Christ and be bearers of fullness of life for others.

Biblical References: Psalm 34:1-8; Ephesians 5:1-2a; John 6:1-14, 51

List of Lectionary Readings for the Week: 2 Samuel 18:5-9, 15, 31-33; Psalm 34:1-8; Psalm 130; 1 Kings 19:4-8; Ephesians 4:25-5:2; John 6:35, 38-40, 47-51

Age-Level Concepts

- Jesus is our Lord.
- We will follow Jesus.

Learning Objectives

By the end of the session, the learners are expected to:

- Talk about what Jesus did to help people
- Tell ways on how we can follow Jesus
- Thank God for sending Jesus to the world to help people in need

Materials: The Holy Bible (preferably the New Revised Standard Version [NRSV]), song chart, offering plate or basket, puppets (made ahead by the teacher; see **Learning Time**)

Suggested Lesson Outline

Greeting Time

As the children arrive, greet them with a warm smile. Remind them to do their tasks. Talk to them about things that might concern them.

Opening Songs

"Every Day with Jesus"

Every day with Jesus is sweeter than the day before
Every day with Jesus, I love him more and more
Jesus loves and keeps me, and he's the one I'm waiting for
Every day with Jesus is sweeter than the day before.

"My God Is So Great" (*Children Praise God*, p. 143)

My God is so great, so strong and so mighty
There is nothing my God cannot do
My God is so great, so strong and so mighty
There is nothing my God cannot do
The mountains are his, the rivers are his
The stars are his handiwork too.
My God is so great, so strong and so mighty
There is nothing my God cannot do.

Announcements and/or Birthday Greetings



Opening Prayer (Also pray for the birthday celebrant[s], if there are any.)

Lord, as we begin our class today
O God, to you we humbly pray
Help us understand and lead us in Your way
In all we do and say. Amen.

Getting Ready

“Paint Me” Game. Divide the class into small groups of 4. Tell them that you are going to mention a scene found in the Bible, and then at the count of three, each group will act out the scene. When the word ‘freeze’ is mentioned, all groups will stop moving. The teacher may go around and see who among the groups portrayed best the scene mentioned.

Examples of “scenes”:

- Jesus healing the blind
- Jesus walking on water
- Jesus calming the storm
- Jesus feeding the people
- Jesus healing a bleeding woman

Learning Time

Discovering the Biblical Truth

Read and reflect on Psalm 34:1-8 and Ephesians 5:1-2a.

Puppet Show (based on John 6: 1-14). The teacher should prepare this ahead of time.

Prepare 3 hand puppets: Jesus, a disciple, a boy. These may be made from old socks or stockings. Paste a black cloth for the hair, and cut-out colored paper/illustration paper for the eyes, nose, ears, and mouth.

Gather the children in a circle. Introduce the puppets to the class. Ask someone to do the Boy puppet. Show only the puppets as the story is told:

Boy: Good morning everybody! How are you?

Children: We’re fine!

Boy: You seem happy today!

Children: Yes we are!

Boy: I am happy too because something happened to me yesterday. Would you like to hear my story?

Children: Yes!

Boy: Yesterday, I went with my mother to see a man named Jesus. There were too many people. My mother and I cannot come close to hear what he is saying. So, we looked for a place where we can sit down. A man came to me and asked what I brought with me. He asked me to come with him. Then, I heard a not so loud voice saying,

Jesus: Where are we to buy food?

Disciple: We need a big amount of money to buy food for everyone.

Jesus: There are so many of them.



Disciple: Andrew said that he found a boy. He brought with him five loaves and two fishes. But it's not enough still.

Boy: They were talking about me. I was so happy I came close to Jesus. Then he said....

Jesus: Tell everybody to sit down on the grass.

Boy: And then an amazing thing happened. Jesus prayed and then food was distributed. Everybody had eaten, nobody was left hungry. I saw it myself. I was very, very happy when I went home. My mother was so proud of me.

Lessons Learned

Tell the Boy puppet: "That was a wonderful story. Thank you for sharing it to us."

Ask the children:

1. If you were the little boy, how would you feel when you see Jesus perform miracles?
2. Other than feeding the people, what other miraculous deeds did Jesus perform?
3. Who is Jesus to you after that miracle?
4. How do you think can we follow Jesus Christ today?

Tell them: It is true that Jesus performed miracles. The people were very, very happy to see them. But, there were others who got confused because Jesus did not only give them actual bread to eat, he wanted to give them another kind of bread and whoever will take it will never go hungry but will live forever. The miracles are trying to tell us that Jesus is the true Son of God. God made his intention to save the people through Jesus. The people turned away because they did not believe in Jesus.

Applying the Lessons Learned

Recite a portion of the UCCP Statement of Faith:

"We believe that in Jesus Christ, who was born of Mary, God became human and is Sovereign Lord of life...."

Ask the children to think of how they can be like Jesus. Let them finish the sentence, "I want to be like Jesus. I will _____ in order to follow him."

Closing Worship

Offering

Recite the Memory Verse: John 6:51a, "I am the living bread that came down from heaven."

Closing Prayer

Thank you, God, for your goodness to us. Thank you for miracles that help people have a better life. Help us to be like Jesus. We want to follow him. Amen.

Announcements and Dismissal

Ask the children to bring blindfolds or small scarves/tubao next Sunday.



Thirteenth Sunday after
Pentecost

August 19, 2018

LESSON 13: GOD, IN JESUS CHRIST, IS SOVEREIGN LORD OF HISTORY

General Concept: God has always been with God's people throughout history. We must be wise and discerning, always doing the will of God, imbibing the life Jesus lived.

Biblical References: Psalm 111; Matthew 16:24-25; John 6:57-58

List of Lectionary Readings for the Week: 1 Kings 2:10-12; 3:3-14; Psalm 111; Proverbs 9:1-6; Psalm 34:9-14 Ephesians 5:15-17; John 6:57-58

Age-Level Concepts

- Jesus walks with us every day.
- God wants us to be obedient like Jesus.

Learning Objectives

By the end of the session, the learners are expected to:

- Identify the times when they feel Jesus is with them
- Express how they can follow Jesus in their own ways
- Thank God for being in the people's lives

Materials: The Holy Bible (preferably the New Revised Standard Version [NRSV]), song chart, offering plate or basket, extra blindfolds in case children forget to bring their own, pictures of scenes listed in *Lessons Learned*, ¼ strips of paper crosswise where children can write "Jesus is our..."

Suggested Lesson Outline

Greeting Time

Greet the children with your warm smile as they enter the classroom. Remind them to do their tasks.

Opening Songs

"Walking with Jesus"

Walking with Jesus, walking every day, walking all the way.

Walking with Jesus, walking with Jesus along.

Walking in the sunshine, walking in the shadow

Walking every day, all along the way.

Walking with Jesus, walking with Jesus along.

"God's with Us"

When we are afraid, God's with us

When we are ashamed, God's with us

When we are in pain, God's with us



When we are alone, God's with us.

"Day by Day" (*Children Praise God*, p. 112)

Day by day, I'll walk a little closer to my God

Day by day, day by day.

Where God leads me, I will follow

Where God sends me, I will go

(repeat)

Announcements and/or Birthday Greetings

Opening Prayer (Also pray for the birthday celebrant[s], if there are any.)

O Lord, be with us today, as we sing and play

Be with us today, as we learn and pray.

Bless us children and teachers too.

Teach us of Your ways so pure and true. Amen.

Getting Ready

Trust Walk. Pair the learners. Tell each pair that one of them will wear a blindfold and the other will guide his/her partner. Instruct the pairs to go to a certain destination. The blindfolded will be guided where to go and what to do by his/her partner. After the walk, the other will be given the chance to walk blindfolded.

Process the experience by asking the following:

1. (Blindfolded) How do you feel while walking blindfolded?
2. (Partner/ guide) How do you feel while guiding your blindfolded partner?

Learning Time

Discovering the Biblical Truth

Let someone from the class read Psalm 111.

Tell them: "Praise is telling God how great God is. Sometimes, we express our praise by talking to God. Sometimes, we praise God by talking to others about the great works God has done. God was with us since the beginning of creation. God was with the people when they traveled to the Promised Land. God continued to be with the people in Jesus and up to now, God is with us every day through the Holy Spirit."

Read and reflect on Matthew 16:24-25 and John 6:57-58.

Lessons Learned

Say Something About the Picture: Show pictures of people's experiences during the Bible times and experiences of people in the family, church, community, and the world today. In every picture shown before them, ask the question: "How can we say that God is with the people in their stories and lives?"

The teacher may choose and prepare pictures from among the following:

- The crossing of the Red Sea



- People eating manna and quail
- Moses holding the stone tablets
- Joshua and the people crossing the Jordan River with the Ark of the Covenant
- Samson captured
- David and Goliath
- Daniel and his friends
- The magi
- Jesus' birth
- Jesus on the cross
- Jesus' resurrection
- Children in Sunday School
- Family worship
- Family with a member who is sick
- People planting trees
- People helping the Lumad

Tell them: God is a God who participated in the life and journey of the people since the beginning of their story. At times of joy, in suffering, in victory and loss God is there with us. In Jesus, God walked with the people in their pain and suffering. We thank and praise God for giving to us Jesus Christ. We must tell others about how great Jesus is through our words and through the life we live.

Memory Verse: Have the children read and memorize Matthew 16: 24a, "If any want to become my followers, let them deny themselves and take up their cross and follow me."

Applying the Lessons Learned

Recite a portion of the UCCP Statement of Faith:

"We believe that in Jesus Christ, who was born of Mary, God became human and is Sovereign Lord of life and history."

Ask the children to say in two lines why Jesus is so special. Tell them to write it down on a strip of paper. Ask them to read it during the closing prayer.

Jesus is our _____

_____.

Closing Worship

Recite a portion of the UCCP Statement of Faith:

WE BELIEVE

In one God: Creator, Redeemer, and Sustainer, who provides order, purpose, meaning and fulfillment to all creation.



That in Jesus Christ, who has born of Mary, God become human and is Sovereign Lord of life and history.

Offering

Closing Prayer

Let each child read the lines they wrote about Jesus Christ.

Announcements and Dismissal

Assignment: Ask the children to bring a photograph of themselves.

That in the Holy Spirit, God is present in the world, empowering and guiding believers to understand and live out their faith in Jesus Christ.

Mission Sunday

First Sunday in Kingdomtide

August 26, 2018

LESSON 14: THE HOLY SPIRIT

General Concept: The Holy Spirit is the moving and empowering presence of God.

Biblical References: John 6:63; 14:15-21; 15:26-27

List of Lectionary Readings for the Week: 1 Kings 8: (1, 6, 10-11), 22-30, 41-43; Psalm 84; Joshua 24:1-2a, 14-18; Psalm 34:15-22; Ephesians 6:10-20; John 6:62-63, 68-69

Age-Level Concept

- The Holy Spirit is God's Spirit in us.

Learning Objectives

By the end of the lesson, the learners are expected to:

- Affirm that The Holy Spirit is God's spirit
- Express appreciation for sending the Holy Spirit to the believing community

Materials: The Holy Bible (preferably the New Revised Standard Version [NRSV]), song chart, offering plate or basket, each child's photograph (assignment), paste, construction paper or cut cartolina, coloring materials

Suggested Lesson Outline

Greeting Time

Greet the children with a warm smile. Remind them to do their tasks. Have a chat with them while waiting for others to arrive.

Opening Songs

"I've Got Spirit"

I've got spirit in my head and it's keeping me alive
Keeping me alive, keeping me alive



I've got spirit in my head and it's keeping me alive.

Jesus is keeping me alive!

(Repeat the song several times, each time replacing the underlined word with the following: shoulder, hips, feet, body)

"The Spirit of the Lord is in My Heart" (*Children Praise God*, p. 203)

When the Spirit of the Lord is in my heart, I can sing like Mary sang

When the Spirit of the Lord is in my heart, I can sing like Mary sang

I can sing, O Lord, I can sing, O Lord, I can sing like Mary sang

I can sing, O Lord, I can sing, O Lord, I can sing like Mary sang!

(Repeat the song several times, changing the underlined phrases with the following:

dance like Miriam danced

lead like Moses led

pray like Hannah prayed

preach like Stephen preached

serve like Lydia served

[add more phrases if you wish])

Announcements and/or Birthday Greetings

Opening Prayer with Movements (Ask the children to form a circle.)

Thank you God (clasp hands then extend upwards)

for bringing us here (everybody hold hands)

to sing and dance (move forward and then backwards)

to pray and play. (clasp hands and then do a jumping jack)

Amen. (raise both hands)

(Also pray for the birthday celebrant[s], if there are any.)

Getting Ready

Untangle. Ask the three children to act as helpers. Let them close their eyes for few seconds while the others hold hands in a circle and tangle themselves. Let the 'tangled' children ask help from any of the three to untangle them.

Learning Time

Discovering the Biblical Truth

Tell a story.

I Will Send a Helper

Based on John 14:15-21; 15:26-27

One time, Jesus and his disciples were together having dinner. While eating, Jesus told his disciples that he was going somewhere but he will come back. The disciples were confused and sad.

They asked Jesus, "Where are you going?"

Jesus said, "I will go to prepare a place for you. Then I will come back to get you."

They replied, "We want to follow you Jesus. Can you show us the way?"

Jesus said, "I already told you."



The disciples became more confused and sad. They did not want Jesus to go. To comfort them, Jesus said, "If you love me, you will keep my commandments. I will ask my Father to send a Helper for you. This Helper is the Spirit of truth and will teach you and guide you to remember what I said to you." After saying this, Jesus and his disciples left the house.

Memory Verse: John 6:63b, "The words that I have spoken to you are spirit and life."

Lessons Learned

Ask the following questions:

1. Who were with Jesus while having dinner?
2. What did Jesus tell them during dinner?
3. How did the disciples feel?
4. What do you think are the reasons why the disciples did not want Jesus to leave?
5. Who is promised to come for the disciples when he is gone?
6. Where would this Helper come from?
7. Would this Helper be different from Jesus?

Tell them: Jesus already knew what would happen to him. He was trying to prepare the disciples for whatever happens in the coming days. Jesus already accepted that his task will bring him to the cross. But Jesus also promised that an invisible Helper will come to teach and guide the believers so that when they lose strength to obey God, the Holy Spirit will strengthen them. The Holy Spirit is God's Spirit who continues to be with us.

Applying the Lessons Learned

Recite a portion of the UCCP Statement of Faith:

"We believe that in the Holy Spirit...."

Ask the children to take out their photograph. Tell them to paste it on construction paper or pieces of cartolina and then draw a big, bright circle around it. Have them write at the top "God is with me! Immanuel!" Let the picture remind them that God is with them, to give them strength to do what is good and right.

Closing Worship

Offering

Closing Prayer

Thank you, God, for sending Your Holy Spirit as our helper and guide. Thank You for being with us always. Amen.

Announcements and Dismissal



Christian Education

Sunday

Second Sunday in Kingdomtide

September 2, 2018

LESSON 15: THROUGH THE HOLY SPIRIT, GOD IS PRESENT IN THE WORLD

General Concept: The Holy Spirit is manifested through God's teachings, and through the Advocate, the spirit of truth.

Biblical References: Deuteronomy 4:1-2, 6-9; James 1:19-27

List of Lectionary Readings for the Week: Deuteronomy 4:1-2, 6-9; Song of Solomon 2:8-13; Psalm 45:1-2, 6-9; Psalm 15; James 1:17-27; Mark 7:1-8, 14-15, 21-23

Age-Level Concept

- The Holy Spirit is felt when there is love and goodness.

Learning Objectives

By the end of the lesson, the learners are expected to:

- Express how God can be found and felt
- Articulate that the Holy Spirit is there when we do good and in loving others
- Resolve to be more loving and good to others

Materials: The Holy Bible (preferably the New Revised Standard Version [NRSV]), song chart, offering plate or basket, 1/8 pieces of paper, box, newsprint or bond paper, cartolina or thick construction paper, glue, scissors, popsicle sticks, masking tape

Suggested Lesson Outline

Greeting Time

Greet the children with warm smile as they enter the room. Remind them to do their tasks.

Learning Songs

"Here We Are Again" (*Children Praise God*, p. 171)

Here we are, here we are, here we are again
Here we are, here we are, here we are again
Hello, hello, hello, hello, hello.
Here we are, here we are, here we are again.

"Give Me Oil in My Lamp"

Give me oil in my lamp, keep me burning
Give me oil in my lamp, I pray.
Give me oil in my lamp, keep me burning
Keep me burning till the break of day.
Sing hosanna, sing hosanna!
Sing hosanna to the Holy Spirit!
Sing hosanna, sing hosanna!
Sing hosanna to our God!

Announcements and/or Birthday Greetings



Opening Prayer

We thank You, O God, for being with us in our sleep,
For keeping us safe till we wake.
A bright new day tells us we are alive,
And brings a promise that all throughout, You will abide. Amen.
(Also pray for the birthday celebrant[s], if there are any.)

Getting Ready

Where is God? Give each child a piece of paper. Ask them to write on that piece of paper where they think they can find God. Let them put their paper in a box. It will be read in the later part of the session.

Learning Time

Discovering the Biblical Truth

Read Deuteronomy 4:1-2, 6-9; James 1:19-27 to the class.

Help the children recite the memory verse based on James 1:22, “Do not merely listen to the word.... Do what it says.”

Ask the children:

1. What do you think does “the word” mean?
2. Why do we need to listen to “the word”?
3. How do we do what it says?

Tell the children: “‘The word’ may mean the teachings of the Law in the Holy Scriptures or the Bible as found in the Old Testament. For us today, this includes the teachings of Jesus in the New Testament. People believe that God is talking to them through the Law and the teachings of Jesus. Doing what is good and doing acts of love is God’s way of being with the people. God uses people in the world through the Holy Spirit to tell them that God is still with them.”

Lessons Learned

Get the box. Let each learner take one piece of the paper and let him/her read it. When all the answers have been read, the teacher may ask: “Aside from what you wrote, how else can we find God and feel that God is present in our world?” Let the children express their thoughts.

Tell them: God is everywhere. God makes us know and feel God’s presence through the Holy Spirit. Where there are acts of goodness and love, we feel God is there. When people do good like helping and serving the needy, the sick and hungry, God is there. We can also make others feel God through our works of love and goodness.

Applying Lessons Learned

Recite a portion of the UCCP Statement of Faith:

“We believe that in the Holy Spirit, God is present in the world....”



Stick Puppet. Have the children draw on a piece of paper what they want to become. Let them cut around the figure and glue it onto cartolina or construction paper; cut the cartolina or construction paper, again around the figure. Tape a popsicle stick at the back and make a puppet out of it. Ask each of the learners to stand in front of the class, introduce the figure/character she/he chose and share what good works and love she/he can do to make others feel the presence of God.

Examples:

Doctor- heals the sick, cure diseases
Teacher- teaches children and other people
Farmer- provides food for everyone
Police officer- protects people from bad people
Fire fighter- helps protect and rescue people from fires/disaster
Worker- helps build roads, houses, clothes and other things
Chef- cooks healthy and delicious food for everyone
News reporter/newscaster- tells the true happenings around
Lawyer – protects the innocent

Closing Worship

Offering

Recite again the memory verse

Closing Prayer

You really are a God close to us, Lord. You give us ways to make others feel You are there for them. Thank You that we can become Your presence in the world through our works of goodness and love. In Jesus' Name. Amen.

Announcements and Dismissal

Children's Sunday

Third Sunday in Kingdomtide
September 9, 2018

LESSON 16: THE HOLY SPIRIT EMPOWERS AND GUIDES BELIEVERS

General Concept: The Holy Spirit guides, empowers and enables believers to testify to the truth and to do what is good and upright.

Biblical References: Proverbs 22: 17-23; James 3: 1-6

List of Lectionary Readings for the Week: Proverbs 22:1-2, 8-9, 22-23; Psalm 125; Psalm 146; Isaiah 35:4; James 2:1-10; (11-13), 14-17; Mark 7:24-37

Age-Level Concept

- The Holy Spirit teaches us to tell the truth.

Learning Objectives

By the end of the lesson, the learners are expected to:

- Tell stories about the times they did not tell the truth



- Express how they felt when they did not tell the truth
- Ask forgiveness from God and ask help to tell the truth always

Materials: The Holy Bible (preferably the New Revised Standard Version [NRSV]), song chart, offering plate or basket, meta cards (refer to the Match and Learn activity in *Discovering the Biblical Truth*), tape, paper “tongues” (refer to *Applying the Lessons Learned*), pentel pens or ballpens

Suggested Lesson Outline

Greeting Time

Welcome the children to the class with a warm smile. Remind them to do their tasks.

Opening Songs

“Come to Sunday School”

Come to Sunday School, come to Sunday School
Every Sunday morning, come to Sunday School.
Bring your Bible too, bring your Bible too
Every Sunday morning, bring your Bible too.

Bring a friend with you, bring a friend with you
Every Sunday morning, bring a friend with you.
We will sing and pray, we will dance and play
Every Sunday morning, we will sing and pray.

“Oh, Be Careful” (*Children Praise God*, p. 84)

O be careful, little eyes, what you see (what you see)
O be careful, little eyes, what you see (what you see)
For the Lord up above is looking down with love
O be careful, little eyes, what you see!
(Repeat the song several times using these phrases in turn:
Little mouth, what you say
Little ears, you hear
Little hands, what you do
Little feet, where you go)

Read Proverbs 22: 17-23

Announcements and/or Birthday Greetings

Opening Prayer (Also pray for the birthday celebrant[s], if there are any.)

We thank you, Lord, for this wonderful day, for giving us the chance to learn with friends today. Be with us just like what you did yesterday. In Jesus name. Amen.

Getting Ready

Bit, Rudder, Spark. Divide the class into groups of three. Tell them to plan actions for: BIT (act out a horse) and RUDDER (act out a ship). The teacher will shout the words “BIT,



RUDDER, SPARK". When the teacher shouts "BIT" and points to a group, at the count of three, the group should form a horse. When the teacher shouts "RUDDER", the group to which the teacher is pointing will form a ship. When the teacher shouts "SPARK" everybody will find a new group. Then the teacher counts one to three, then starts to shout "BIT, RUDDER, SPARK!" again.

Define:

Bit- the steel part of a bridle inserted in the mouth of a horse

Rudder- an underwater blade that is used in steering a ship

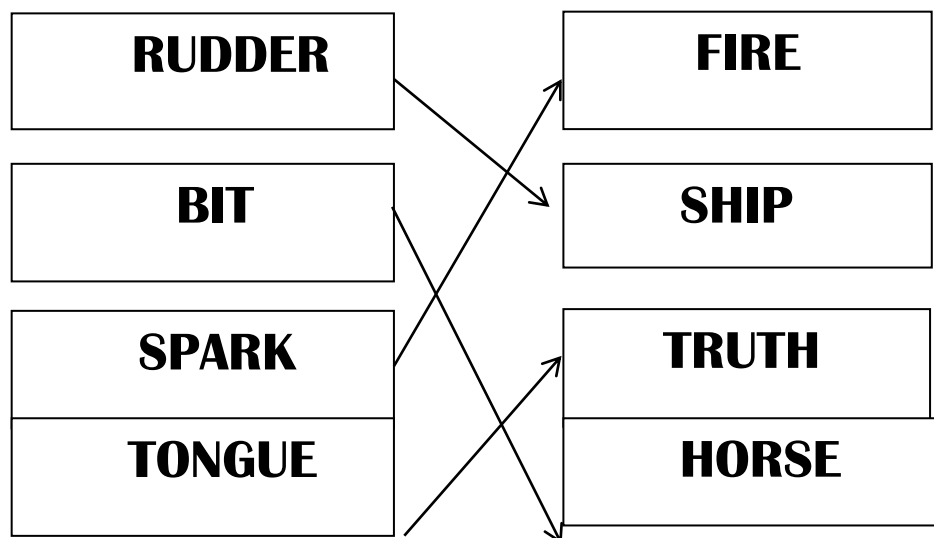
Spark- a small particle of a burning substance

Read James 3:1-6 as a class.

Learning Time

Discovering the Biblical Truth

Match and Learn. Prepare meta cards. Write on it the words: BIT, RUDDER, SPARK and TONGUE. Tape these words on the left side of the board. Prepare more meta cards with the words FIRE, SHIP, HORSE and TRUTH. Ask the children to match the second set of words by placing them on the right side of the board next to the appropriate word on the left side according to the biblical text.



After the children have matched the words, ask:

According to James, what do you think is common among the words on the left side?
(they are small parts but can do big things)

Tell them: "According to James, these three things can be compared to a tongue of any person. It could cause big trouble if used in the wrong way. But it could also benefit many if it is used in the right way."



Lessons Learned

Ask the children:

1. What possible troubles one tongue/mouth can cause if used in the wrong way?
2. What possible good one tongue/mouth can cause if used in the right way?
3. Who do you think helps us to use our tongue in the right way?

Ask them to share an experience wherein they have caused trouble because of not telling the truth.

1. What did you feel when you told the truth?
2. What did you feel when you lied?
3. What did you do to correct the wrong?

Applying the Lessons Learned

Recite a portion of the UCCP Statement of Faith:

“We believe that in the Holy Spirit, God is present in the world, empowering and guiding believers....”

Tongues of Fire. Give each child a piece of paper formed like a tongue (see diagram below). Tell them: “The first believers in Christ received the gift of the Holy Spirit in the form of tongues of fire. From then on, the believers spread the truth about Jesus Christ by using their tongues for good.”

Tell the learners to ask forgiveness from God for not telling the truth. Ask them to write it on the paper “tongue” provided.



**I am sorry, Lord,
for not telling the
truth.**

Closing Worship

Offering

Recite the memory verse from James 3:5a, “The tongue is a small part of the body, but it makes great boasts.”

Closing Prayer

We are very sorry, Lord, when at times we speak not the truth. We know that You are sad as well as Your Spirit who help us tell the truth. We pray that Your Holy Spirit will continue to guide us so that our tongue will not cause trouble again. In Jesus name. Amen.

Announcements and Dismissal

Youth Sunday

Fourth Sunday in Kingdomtide
September 16, 2018

LESSON 17: UNDERSTANDING AND LIVING OUT OUR FAITH IN JESUS CHRIST

General Concept: Believers must keep the Word of God by understanding and living out their faith in Jesus Christ, through the help of the Holy Spirit.



Biblical References: Psalm 19:7-14; James 2:14-17

List of Lectionary Readings for the Week: Psalm 19:7-14; Proverbs 1:20-33; Isaiah 50:4-9a; Psalm 116:1-9; James 3: 1-12; Mark 8:27-38

Age-Level Concepts

- We love to listen to stories about God.
- We share stories about God to each other.

Learning Objectives

By the end of the lesson, the learners are expected to:

- Tell their favorite stories about God
- Devise ways to share their favorite stories about God
- Thank God for letting them know about God

Materials: The Holy Bible (preferably the New Revised Standard Version [NRSV]), song chart, offering plate or basket, pictures of Bible stories (refer to the Show and Tell activity in *Discovering the Biblical Truth*)

Suggested Lesson Outline

Greeting Time

Welcome the children to the class with a warm smile. Remind them to do their tasks.

Opening Songs

"I've Got Joy"

I've got joy down in my heart
Deep, deep down in my heart
J-O-Y down in my heart
Deep, deep down in my heart.
Jesus gave it to me
And no one can destroy it.
Destroy, destroy, oops.
I've got joy down in my heart,
Deep, deep, down in my heart.

"Be Glorified"

In my life, Lord, be glorified, be glorified
In my life, Lord, be glorified today.
In our works, Lord, be glorified, be glorified
In our works, Lord, be glorified today.

Announcements and/or Birthday Greetings

Opening Prayer (Also pray for the birthday celebrant[s], if there are any.)

Thank you, Lord, for this day. Thank you for being with us all the way. May you be glorified by our words, thoughts and deeds. Help us today as you always do. Amen.

Read and meditate on Psalm 19:7-14.



Getting Ready

Message Relay. Divide the class into 2. Each group must have the same number of members as the other group. If there are not enough members to even out the group, choose one child to be the message giver. Otherwise, the teacher will be the message giver. Each group must form a line, one arm's length apart from each member. The first member of each group will first hear the message from the message giver, pass it on to the next member, until the last member receives the message. The last member in the line will run in front and say the message to the message giver, who will determine if the message received is correct. The group with most correct messages received wins.

Recite a portion of the UCCP Statement of Faith:

"We believe that in the Holy Spirit, God is present in the world, empowering and guiding believers to understand and live out their faith in Jesus Christ."

Learning Time

Discovering the Biblical Truth

Show and Tell. As you show pictures of people in the Bible and their story, ask the children to tell something about it or relate the story to the class. Teacher may choose from among the suggested stories:

- God creating the world
- Moses and the Burning Bush
- Joseph and his brothers
- David as king
- Jonah's story
- Story of Naaman
- Zacchaeus and Jesus
- Jesus and the Woman at the Well
- Jesus at the Wedding
- Jesus kissed by Judas
- Jesus crucified

Lessons Learned

Ask the children the following:

1. How do you know the story?
2. What stories about God do you like most?
3. Who is God to you based on the stories you like?
4. What are we going to do with our learnings about God?

Read James 2:14-17

Tell them: "We hear many stories about God—God who is loving, creating, forgiving, sustaining, kind and merciful, caring, and powerful. These stories about God will go to waste if these are not shared with others. James is telling us that we must share our knowledge of God with others. We must tell others about God by sharing the stories we like so much."



Applying the Lessons Learned

Go and Tell. Divide the class into 3 groups. Ask each group to choose from among the picture-stories they want to use in telling others about God. They may start sharing after Sunday School, before the congregation. Or the teacher may coordinate with the Pastor and ask for a moment for the children to share their picture-stories about God. Then, let the groups decide to whom they will share the story next.

Closing Worship

Recite the memory verse from James 2: 14, "What good is it if you say you have faith but do not have works?"

Song and Offering: Pass the offering plate while singing "Be Glorified"

Recite a portion of the UCCP Statement of Faith:

WE BELIEVE

In one God: Creator, Redeemer, and Sustainer, who provides order, purpose, meaning and fulfillment to all creation.

That in Jesus Christ, who has born of Mary, God become human and is Sovereign Lord of life and history.

That in the Holy Spirit, God is present in the world, empowering and guiding believers to understand and live out their faith in Jesus Christ.

Closing Song "Why We are UCCP" (*Children Praise God*, p. 1, first stanza only)

We believe in one God, Creator, Redeemer, Sustainer of everyone's life
In Jesus Christ, God became human and rules as Lord of lords.
In Spirit, God guides us all along.

Refrain:

That's why we are UCCP, for we are taught what the Lord has said
To live a life in community with God and all
Assured of life even after death, no more sorrow and no more defeat
There's only love, justice and peace, all creation new.

Closing Prayer

We are happy to know You, Lord, through the stories of people in the Bible. We will not let it go to waste. Help us as we go and tell others about You. In Jesus name. Amen.

Announcements and Dismissal



WE BELIEVE

Persons are created in the image of God and destined to live in community with God, with other persons and with all creation.

Fellowship of the Coins

Fifth Sunday in Kingdomtide

September 23, 2018

LESSON 18: PERSONS ARE CREATED IN THE IMAGE OF GOD

General Concept: God created persons in God's image, with dignity and worth, with God's spirit dwelling in all of us.

Biblical Reference: Genesis 1:27; Mark 9:37

List of Lectionary Readings for the Week: Psalm 1; Proverbs 31:10-31; James 4:5-8a; Mark 9:37

Age-Level Concepts

- God made us in God's likeness.
- God created children with God-given rights.

Learning Objectives

By the end of the lesson, the learners are expected to:

- Tell how human beings are created in the image of God
- Know the rights of children
- Thank God for creating children in God's likeness

Materials: The Holy Bible (preferably the New Revised Standard Version [NRSV]), song chart, offering plate or basket, double-sided adhesive tape, circle cut-out, cut-out pictures of body parts made of colored paper (example: arms, legs, torso, neck, eyes, nose, mouth, hair), blindfold, mock TV (box, bond paper, tape, sticks [see instructions for making this in *Discovering the Biblical Truth*])

Suggested Lesson Outline

Greeting Time

Welcome all children with a warm smile. Remind them to do their tasks. Have a chat with them while waiting for the others to arrive.

Opening Songs

"Every Single Cell" (*Children Praise God*, p. 186)

Every single cell in my body is happy, every single cell in my body is well
Every single cell in my body is happy, every single cell in my body is well
Thank you, God, I feel so good! Every single cell in my body is well
I'm so glad, I feel so good! Every single cell in my body is well.

"If I Were a Butterfly"

If I were a butterfly, I'd thank you, Lord, for giving me wings
If I were a bird in a tree, I'd thank you, Lord, that I could sing
If I were a fish in the sea, I'd wiggle my tail and giggle with glee



But I just thank You, dear God, for making me, me.

'Cause You gave me heart, and you gave me a smile
You gave me Jesus and You made me Your child
And I just thank you, dear God, for making me, me.

Announcements and/or Birthday Greetings

Opening Prayer (Also pray for the birthday celebrant[s], if there are any.)

You make all things possible for us, Lord. You even allow us to wake up, and then bring us here to learn more about You. For these, we thank you with all our hearts. In Jesus' name. Amen.

Getting Ready

Let's Make an Image. Paste a cut-out shape of a circle on the top part of the board. Lay out on the table the different cut-out pictures of body parts already with double-sided adhesive tape. Tell the children that the circle is the head of a person. Ask some volunteers from the class to choose a body part from the cut-outs, blindfold him/her and then, let him/her stick the body part on to the board to form a human body. Make sure that all body parts are pasted.

After all the picture body parts have been pasted, ask the children:

1. Does the picture reflect what a human being should look like? Why?
2. How do you think God created human beings?

Learning Time

Discovering the Biblical Truth

Memory Verse. Have the children read and memorize Genesis 1:27, "God created human beings in God's own image... male and female, God created them."

Let's Watch TV. The teacher has to prepare this ahead of time and requires his/her creative skill. How to make a TV:

1. Get a large box. Make two holes on both sides large enough for a stick to get through and roll.
2. At the front side, cut through the box in a shape of a rectangle as big as a piece of bond paper to serve as the screen.
3. Draw on several bond paper the scenes on how God created human beings based on Genesis 1:27. Suggested scenes:
 - a. God's beautiful garden with a river and fruit trees
 - b. God's beautiful garden the animals
 - c. God's beautiful garden with Adam and Eve
 - d. God's beautiful garden tended by Adam and Eve
4. Paste the pictures together like a film according to the sequence of the story. The last scene should be pasted first, and the first scene pasted last.

Now, you're ready for the show!

Ask the children to sit down and watch carefully as the TV show starts. The teacher may narrate the story as the drawing is rolled one by one.



Lessons Learned

After the show, ask the children:

1. Why did God create human beings?
2. How do you think God felt when God created human beings?
3. What makes you and me different from other created beings?
4. How do you feel after watching and listening to the story?
5. How do you think others should treat us?
6. How do you think we should treat other children?
7. What would you like to say to God?

Read Mark 9: 37.

Applying the Lessons Learned

Uphold God's Image. Go back to the mounted distorted picture of a person. Ask the children to remount the body parts as it should be. Draw a bright circle around it to remind them that God created them in God's likeness.

Recite a portion of the UCCP Statement of Faith:

"We believe persons are created in the image of God...."

Closing Worship

Offering

Recite the Memory Verse

Closing Prayer

Thank You, God, for creating us in Your likeness so that others may know You through us. Help and teach us always to treat others with love and kindness just as You did when You created us. In Jesus name. Amen.

Announcements and Dismissal

For next Sunday, ask each child to bring a stone, around 2 inches in diameter.

Sixth Sunday in Kingdomtide

September 30, 2018

LESSON 19: PERSONS ARE DESTINED TO LIVE IN COMMUNITY WITH GOD

General Concept: Persons are destined to live in community with God, co-creators with God in building a just, peaceful and compassionate world, reflecting God's light.

Biblical References: Micah 6:8; 1 Peter 2:4-9; James 5: 13-20

List of Lectionary Readings for the Week: Esther 7:1-6, 9-10; 9:20-22; Psalm 124; Numbers 11:4-6, 10-16, 24-29; Psalm 19:7-14; James 5:13-20; Mark 9:38-50

Age-Level Concepts

- We belong to a family.



- We belong to a church.
- We help at home and in church.

Learning Objectives

By the end of the lesson, the learners are expected to:

- Share about one's family to the class
- Tell the reasons why they come to church
- Express ways they can help in family and church

Materials: The Holy Bible (preferably the New Revised Standard Version [NRSV]), song chart, offering plate or basket, meta cards on which are written the different names referring to the Christians based on 1 Peter 2: 4-9 (see *Discovering the Biblical Truth*), blank meta cards, pentel pens, tape, paper, crayons

Suggested Lesson Outline

Greeting Time

Welcome the children with a warm smile. Remind them to do their tasks. Have a chat with them while waiting for the others.

Opening Songs

"Welcome to the Family"

Welcome to the family, we're glad that you have come
To share your life with us, as we grow in love and
May we always be to you, what God would have us be
A family always there, to be strong and to lean on.

"We are the Church"

The church is not a building; the church is not a steeple;
the church is not a resting place; the church is people.

Refrain:

I am the church! You are the church! We are the church together!
All who follow Jesus all around the world, yes, we're the church together!

Announcements and/or Birthday Greetings

Opening Prayer (Also pray for the birthday celebrant[s], if there are any.)

We are very thankful to you, O Lord, for making this day beautiful for us all, so that I and my family can go together to worship you, learn about you, and praise You. In Jesus name. Amen.

Getting Ready

Let's Build Something. Ask the children to bring out their pieces of stone. Have them build something together out of the stones. The children should decide what to construct using all the stones.



Discuss:

1. Why did you choose to build a _____?
2. How did each stone help build it?
3. What did you feel when you finished building it?
4. What did you feel when you failed to make something out of the stones?

Tell them: "Today we are going to talk about the names given to the people of God."

Learning Time

Discovering the Biblical Truth

Read the biblical references.

Bring out the meta cards of the different names referring to the Christians based on 1 Peter 2: 4-9. Tell the class: "According to Peter, the followers of Christ were called by different names:"

Living stones
A chosen people
A royal priesthood
A holy nation
A people belonging to God

Tell them: James is trying to tell us that Christians are called by God to live in a relationship with God. The names used for us tells us of our tasks, our responsibility, and our mission.

Lessons Learned

Explain briefly what these names might mean:

Living stones – means that we are part of what God is building. Jesus is the cornerstone of the building. Each stone is important in the construction of the structure.

A chosen people – this name refers to Israel as the chosen people, the people freed from bondage in Egypt with whom God made a covenant.

A royal priesthood – this refers to the Christians who are to serve and take care of each other especially the widows and orphans. The Christians are to serve and not to be served as exemplified by Jesus Christ.



A holy nation – the chosen band of people will become a nation wherein God will be their recognized ruler. This nation will be a light to other nations and they will recognize God as the all-powerful, loving God.

A people belonging to God – God made a covenant with the people since the time of Abraham and Sarah with the provision of the agreement that God will be their only God. The people under the covenant belong only to God.

Ask the children: “What other names do you know best describe the people that believe in God through Jesus and commits to follow Christ?”

Tell them to write their answer on a meta card. Place it on the board and ask them to explain their answers.

Possible answers: FAMILY, CHURCH, HOUSEHOLD OF GOD, CHRISTIANS, BODY OF CHRIST

Tell them: “Our small family where we belong belongs to a bigger family—the family of God. God is our head and we are God’s body. Each has important tasks, functions and gifts.”

Applying the Lessons Learned

My Family Portrait. Ask the children to draw their family portrait. They may choose to draw their direct family or the bigger family or church. Ask them to introduce their family to the class. They may bring their drawing when they go home or leave it in the classroom.

Recite a portion of the UCCP Statement of Faith:

“We believe persons are created in the image of God and destined to live in community with God”

Closing Worship

Offering

Recite the memory verse from 1 Peter 2:9, “But you are a chosen people, a royal priesthood, a holy nation, a people belonging to God.”

Closing Prayer

Thank You, Lord, for making us part of your family. We want to live with You, Lord. Help us to become good members of your family. In Jesus name. Amen.

Announcements and Dismissal



Seventh Sunday in Kingdomtide
October 7, 2018

LESSON 20: PERSONS ARE DESTINED TO LIVE IN COMMUNITY WITH OTHERS

General Concept: Human beings are not meant to live alone; they are meant to live in partnership with other human beings, mutually supporting and helping each other, bringing each other into the fold of God's Kin-dom.

Biblical Reference: Genesis 2:18-24; Acts 4:32-35; Hebrews 2:11

List of Lectionary Readings for the Week: Genesis 2:18-24; Job 1:1, 2:1-10; Psalm 8; Psalm 26; Hebrews 1:1-4, 2:5-12; Mark 10: 2-16

Age-Level Concepts

- We belong to a community.
- We are community helpers.
- We help each other experience God.

Learning Objectives

By the end of the lesson, the learners are expected to:

- Tell that it is not good to be alone
- Portray how the early believers met the needs of other believers
- Enumerate the ways they can show that other people are important to them

Materials: The Holy Bible (preferably the New Revised Standard Version [NRSV]), song chart, offering plate or basket, beads, thread

Suggested Lesson Outline

Greeting Time

Welcome the children as they arrive. Remind them to do their tasks.

Opening Songs

“Kaibigan Mo Ako” (Have the children find a partner for the singing of this song)

Kaibigan mo ako, kaibigan din kita (shake hands with partner)

Ay, ay, anong saya kapag kasama ka. (Partners hold both hands while swinging hands)

(Repeat the song while looking for another friend to partner with.)

“Pananagutan” (*Children Praise God*, p. 60)

Walang sinuman ang nabubuhay para sa sarili lamang

Walang sinuman ang namamatay para sa sarili lamang

Tayong lahat ay may pananagutan sa isa't isa

Tayong lahat ay tinipon ng Dios na kasama Niya.

Announcements and/or Birthday Greetings

Opening Prayer (Also pray for the birthday celebrant[s], if there are any.)



Dear God, Thank You for blessing us with friends and companions in the community. Be with us today as we learn today's lesson about You and being in community. In Jesus' name. Amen.

Getting Ready

Face the Wall. Ask all children to stand up and face the wall. Let them stand for about 1-2 minutes without talking and looking at the person beside them. After the allotted time, the teacher may ask the following:

1. What are your feelings when you were asked to stand and face the wall?
2. Why can't you stand to face the wall for a long time?

Tell them: Human beings are created not to stay alone but created by God to live together. Let us try to check what the early believers did so that their brothers and sisters can survive.

Read Genesis 2:18-24

Learning Time

Discovering the Biblical Truth

Read Acts 4:32-35

Role Play. Assign from the class children who will act as the apostles, the people who sold their possessions, the buyers, and the people who served the sick, the children, the poor. Tell them that as you read the text again, they will act it out.

Lessons Learned

Ask the children the following:

1. Why do you think God created human beings?
2. During the time of the early Christians, who led them in their worship and life?
3. What did they do to meet the needs of the people?
4. Do you think Christians today can do what the early Christians did?
5. How do you show your brother, sister or friends that they are important to you?
6. How can you help in your community?

Applying the Lessons Learned

Beads of Friendship. Ask the children to make a band of friendship out of beads. Tell them to make it colorful and creative. Then ask them to give it to their friend, sister, or brother to show how much they mean to them.

Recite a portion of the UCCP Statement of Faith:

"We believe persons are created in the image of God and destined to live in community with God, with other persons...."

Closing Worship

Offering



Recite the memory verse from Hebrews 2:11b, “So Jesus is not ashamed to call them brothers and sisters....”

Sing “Pananagutan”

Closing Prayer (led by a learner)

I am so happy, O Lord, to know that I am important to others just as they are important to me. Thank you, Lord, for making us belong to a family and community. May we in our simple ways be able to help others. In Jesus’ name. Amen.

Announcements and Dismissal

Eighth Sunday in Kingdomtide
October 14, 2018

LESSON 21: PERSONS ARE DESTINED TO LIVE IN COMMUNITY WITH ALL CREATION

General Concept: Human beings must live in community and harmony with all creation, working for and proclaiming the good news of redemption to the whole of creation.

Biblical References: Genesis 2:18-20a; Mark 16:15

List of Lectionary Readings for the Week: Job 23:1-9, 16-17; Psalm 22:1-15; Amos 5:6-7, 10-15; Psalm 90:12-17; Hebrews 4:12-16; Mark 10:17-31

Age-Level Concepts

- We are part of God’s world.
- We help take care of God’s world.
- We tell others to take care of God’s world.

Learning Objectives

By the end of the lesson, the learners are expected to:

- Connect their selves to other beings created by God
- Tell ways of how God’s world should be taken care of
- Invite others to take care of God’s world

Materials: The Holy Bible (preferably the New Revised Standard Version [NRSV]), song chart, offering plate or basket, alphabet meta cards (see *Getting Ready*), illustration board, glue, pentel pen

Suggested Lesson Outline

Greeting Time

Welcome the children with a warm smile. Remind them to do their small tasks.

Opening Songs

“We’re Together Again”

We’re together again just praising the Lord

We’re together again in one accord

Something good is going to happen



Something good is in store.
We're together again, just praising the Lord.

"It's Time to Praise Our God"

Ko-kak said the little green frog to us

Ko-kak said the little green frog

The frog is calling for you and me

It's time to praise our God, ko-kak!

(Repeat the song 2 more times with:

Blob-blob; little gold fish

Tweet-tweet; little blue bird)

Announcements and/or Birthday Greetings

Opening Prayer (Also pray for the birthday celebrant[s], if there are any.)

We sing our praise to You, our God, just as the birds, the fishes and frogs sing their praises to You. Be with us as we continue to learn about You. In Jesus' name. Amen.

Getting Ready

Alphabet Garden. Cut out meta cards or cardboards into squares. Write on each card a letter of the alphabet. Place the letters in a box. Get a letter from the box then ask the children to think of anything created by God that starts with that letter.

Ask them: "Do you know who God asked to name them, according to Genesis 2? Today we are going to get to know more about him."

Learning Time

Discovering the Biblical Truth

Let someone read the biblical text in Genesis 2: 18-20a.

Ask the children:

1. Who did God ask to name the things God created?
2. Why did God put Adam in the garden?

Tell them: "Adam is the name of the first human being created by God, according to Genesis

2. Adam was made from the dust of the ground and God breathed life into him. God put Adam in the garden to take care of it.

Lessons Learned

Show and Tell. Show pictures of how God's creation looks like today. The teacher may show pictures of:

- Trees cut down
- Seas dirty and brown
- Rivers full of garbage
- Mountains mined and turned brown
- Polluted air
- Landslides when there's heavy rain



Ask them:

1. What do you feel upon seeing the pictures?
2. Why do you think God wants human beings to care of God's creation?
3. Why do you think other creatures are important to us?

Applying Lessons Learned

Nature Display. Ask the children to go outside and look for things of nature like leaves (dry leaves), small stones, flowers, twigs of trees, or seeds on the ground. Ask them to take only what they need so as not to destroy the rest.

Recite a portion of the UCCP Statement of Faith:

"We believe persons are created in the image of God and destined to live in community with God, with other persons and with all creation."

Divide the children into 3-4 groups. Give each group a cardboard or illustration board. Tell the children to write on the illustration board what they want to tell people regarding the care of creation. Have the children decorate the poster with the things they picked up from outside. Hang their posters in the classroom or in the church.

Examples of what to write:

- Stop Cutting Trees
- Help Take Care of God's Creation
- Let us listen to the cry of creation.
- God is sad if creation is in pain.
- We are called to take care of God's creation.

Closing Worship

Recite a portion of the UCCP Statement of Faith:

WE BELIEVE

In one God: Creator, Redeemer, and Sustainer, who provides order, purpose, meaning and fulfillment to all creation.

That in Jesus Christ, who has born of Mary, God become human and is Sovereign Lord of life and history.

That in the Holy Spirit, God is present in the world, empowering and guiding believers to understand and live out their faith in Jesus Christ.

WE BELIEVE

Persons are created in the image of God and destined to live in community with God, with other persons and with all creation.

Offering

Recite the memory verse from Mark 16:15a, "Go into the world and preach the good news to all creation."



Closing Prayer

We are sad to know that Your creation is in danger and in pain. We are sorry for not helping enough to take care of Your world. Help us in telling others about Your world and help us in our task of taking care of it. In Jesus' name. Amen.

Announcements and Dismissal

That by disobedience, they have become sinful, but, by grace through faith, they are redeemed in Jesus Christ.

Ninth Sunday in Kingdomtide

October 21, 2018

LESSON 22: SINFULNESS IS DISOBEDIENCE TO GOD'S WILL

General Concept: Disobeying God's will means following our own selfish will: refusing to live in community with God, with other persons and with all creation. It means playing like God, making ourselves the center of everything, lording it over other people and the rest of God's creation.

Biblical References: Matthew 23:25-26; Hebrews 5:8

List of Lectionary Readings for the Week: Job 38:1-7, 34-41; Psalm 91:9-16; Psalm 104:1-9, 24, 33-35; Isaiah 53:4-12; Hebrews 5:1-10; Mark 10:35-45

Age-Level Concepts

- We make mistakes.
- Our mistakes make our family and friends unhappy.
- Our mistakes make God unhappy.

Learning Objectives

By the end of the lesson, the learners are expected to:

- Admit their mistakes
- Say sorry to family and friends for the mistakes they have made
- Ask forgiveness from God for the mistakes made

Materials: The Holy Bible (preferably the New Revised Standard Version [NRSV]), song chart, offering plate or basket, cup or bowl that is dirty or blemished on the inside, paper, box, and shovel

Suggested Lesson Outline

Greeting Time

As the children arrive, greet them with a warm smile. Remind them to do their small tasks.

Opening Songs

"Kumusta Ka" (*Children Praise God*, p. 68)

Kumusta ka, halina't magsaya
Pumalakpak, pumalakpak, ituro ang paa
Padyak sa kanan, padyak sa kaliwa
Umikot nang umikot at humanap ng iba.



“For God So Loved the World”

For God so loved the world, God gave Jesus the Son
Who died on Calvary, from sin he set us free
Someday he’s coming back
What glory that will be
Wonderful his love for us.

Announcements and/or Birthday Greetings

Opening Prayer (Also pray for the birthday celebrant[s], if there are any.)

We come to Sunday School because we want to learn about You and know You,
God. Teach us what is right and what is good. Help us to see You in our family, in our
church and in our friends. In Jesus’ name. Amen.

Getting Ready

What is Wrong? Tell the children that they’re going to have a guessing game. Each will have their turn to guess. Have a volunteer stand in front of the class and have the other children study their co-learner for a moment. Ask the volunteer to go out of the room and change something about his/her appearance. Ask the child to return and ask the class to guess what is different about him/her.

Ask the children:

1. What was the hardest part of the game?
2. What was the easiest part?

Tell them: At times, it is easier to see what is wrong with the person from what we see outside. What we see outside does not tell who she/he really is inside. But Someone knows who we really are—inside and outside.

Learning Time

Discovering the Biblical Truth

Show the class a cup or a bowl. See to it that the inside is dirty or blemished with a stain or anything while the outside part is clean.

Ask the children:

1. What is wrong with the bowl I am holding? (Let the children express their observations)
2. What are you going to do to correct what you have observed? (Let the children explain how or they may actually clean it.)

Read Matthew 23: 25-26

Tell the children: “In the book of Matthew, Jesus got angry with the people who are supposed to know what is right from wrong. But they are not doing the right thing. Jesus compared them to a cup and a plate like what you just—clean outside but very dirty



inside. Jesus told them to better clean the inside first and the outside will be cleaned too.

Lessons Learned

Tell the children: “We sometimes are like this bowl, clean in the outside, but dirty inside. Today we are going to ‘clean our bowls’—cleansing ourselves by telling God what we have done wrong. We commit mistakes and hurt the people we love. In doing so, we also hurt God. Asking for God’s forgiveness is one step to make God happy.”

Give the children a piece of paper. Ask them to write on the paper what they’ve done wrong against their family, friends in school and in church, their neighbors, and even creation. Let them fold their paper and put it in a box. Nobody has to know what they wrote on it.

Applying Lessons Learned

Bring the box outside and ask the children to dig a hole as big as the box. Then bury the box.

Tell the children: “As we bury this box, we commit not to do anymore our mistakes against our family, friends, neighbors and God.”

Ask the children to go back inside the classroom.

Recite a portion of the UCCP Statement of Faith:

“We believe that by disobedience, they have become sinful....”

Closing Worship

Offering

Recite the memory verse from Hebrews 5:8, “Even though Jesus was the Son of God, he learned to obey....”

Closing Prayer

Thank You, Lord, for our lesson today. Thank you for making us know that in doing wrong, we hurt the people we love and also hurt You. Help us always to be kind and good just like Jesus. In Christ’s name. Amen.

Announcements and Dismissal

Tenth Sunday in Kingdomtide
October 28, 2018

LESSON 23: GRACE THROUGH FAITH

General Concept: Grace is a gift that we receive through faith; we respond with a life of thanksgiving.

Biblical References: Job 42:10-17; Ephesians 2:8-9

List of Lectionary Readings for the Week: Job 42:1-6, 10-17; Jeremiah 31:7-9; Psalm 34:1-8, (19-22); Psalm 126; Hebrews 7:23-28; Mark 10:46-52



Age-Level Concepts

- God is happy when we say “I’m sorry.”
- We can forgive others.

Learning Objectives

By the end of the lesson, the learners are expected to:

- Picture out an experience wherein God’s love and mercy is present
- Say “I am sorry” to God and to others
- Thank God for the gift of love and mercy

Materials: The Holy Bible (preferably the New Revised Standard Version [NRSV]), song chart, offering plate or basket

Suggested Lesson Outline

Greeting Time

As the children arrive, greet them with a warm smile. Remind them to do their small tasks. Have a quick chat with them.

Opening Songs

“Let the Redeemed”

Let the redeemed of the Lord say so
Let the redeemed of the Lord say so
Let the redeemed of the Lord say so
I’m redeemed, I’m redeemed, praise the Lord!

“The Steadfast Love of the Lord”

The steadfast love of the Lord never ceases
God’s mercies never come to an end
They are new every morning,
New every morning
Great is thy faithfulness, O Lord
Great is thy faithfulness.

Announcements and/or Birthday Greetings

Opening Prayer: The Lord’s Prayer (with movements, *The Roots of Our Faith* Sunday School Guide)

Our Father in heaven (arms raised, looking upward)
Holy be Your name (arms spread)
Your Kingdom come (make a turnabout with spreading arms)
Your will be done on earth (kneel with bowed head, arms spread sideward)
As it is in heaven (stand, raise arms to heaven)
Give us this day our daily bread (bring hands slowly to the mouth)
And forgive our sins (cross arms with clenched fists in front of face)



As we forgive those who have sinned against us (fold hands against the breast with bowed head)
And lead us not into temptation (open hands with palms facing outward)
But deliver us from evil (cross hands across breast with palms facing inward)
For Yours is the kingdom (right foot forward, right knee slightly bent)
And the power and the glory forever (arms raised)
Amen (back to original position, then fold hand and bow head)

(Also pray for the birthday celebrant[s], if there are any.)

Getting Ready

What If...? Fire up the children's imagination. Ask the children to describe what life would be like if:

All people could fly.... Would there be no traffic going to school? Would we need to ask money for fare? Would there be late-comers during Sundays? (Let the children share what comes to their mind.)

The sun won't shine.... Would there be plants? Would there be vegetables to eat?

People are pets and the owners are dogs.... How do you think would we be treated?

All people are always angry and bad.... Would there be a church to go to?

Jesus comes to class today.... What would it be like? What would people with mistakes do? What would people say?

Learning Time

Discovering the Biblical Truth

Read Ephesians 2:8-9.

Tell them: Paul said that God is always forgiving and merciful to all especially to those who say sorry. Doing good works follow as we experience God's love and mercy.

Listen to this story about Derek:

Derek asked money from his father to buy materials for his project. On the way to the store, Derek passed by the computer shop. His friends were there playing Dota. He said to himself, if I played for a little bit, I should still have enough money to buy what I need. The little bit stretched to many hours until all of Derek's money was gone. When Derek got home, he told his father, "Something bad happened."

"What happened?" his father asked.

"I lost the money you gave me," Derek replied.

His dad was silent for a moment, and then he said, "Eat your dinner. I'll give you money tomorrow."

Later, his dad found out the truth. He did not say anything to Derek.

The next day, he took Derek to the store and made him use his allowance to buy the materials he needed.

He hugged Derek and said, "I know what you have done. But I love you anyway."



Lessons Learned

Continue doing the What If... activity. Ask the children to express their thoughts and feelings. What if:

You are Derek.... What would you do when you got home? What would you say when you noticed your father knew the truth?

You are Derek's father.... What would you do to Derek? What would you do about his project?

You are God.... Would you be happy with what Derek's father did? What would you do?

Read Job 42: 10-17.

Tell them: God is loving and merciful even to people who say angry words to God like Job. God forgives those who acknowledge their mistakes and say they are "sorry."

Applying the Lessons Learned

Let's Retell the Story. Divide the class into 3 groups. Ask each group to act out the story of Derek but they have to decide for the ending of the story based on what they have learned. Give each group time to discuss and ask them to present it to the class.

Recite the memory verse from Ephesians 2:8, "For by grace you have been saved through faith."

Closing Worship

Offering

Recite a portion of the UCCP Statement of Faith:

"We believe that by disobedience, they have become sinful, but, by grace through faith...."

Closing Prayer

We are sorry, Lord, for making mistakes. We are sorry for hurting others. We also forgive those who hurt us. Thank you, Lord, for showing to us your love and mercy through people who love and care for us. In Jesus' name. Amen.

Announcements and Dismissal

Eleventh Sunday in Kingdomtide

November 4, 2018

LESSON 24: WE ARE REDEEMED IN JESUS CHRIST

General Concept: God's redemption from everything sinful is experienced through Jesus Christ by grace through faith.

Biblical Reference: Hebrews 9:13-14; Mark 12:28-34

List of Lectionary Readings for the Week: Deuteronomy 6:1-9; Ruth 1:1-18; Psalm 119:1-8; Psalm 146; Hebrews 9:11-14; Mark 12:28-34



Age-Level Concepts

- Jesus loves and cares for us.
- Jesus protects us from harm and from doing wrong.

Learning Objectives

By the end of the lesson, the learners are expected to:

- Understand how Jesus saved us
- Commit to do good for others
- Thank Jesus for giving his life to save the world

Materials: The Holy Bible (preferably the New Revised Standard Version [NRSV]), song chart, offering plate or basket, anagrams on pieces of paper (refer to the **Getting Ready** activity), scissors, glue, colored paper, bond paper, pens/pencils

Suggested Lesson Outline

Greeting Time

Welcome the children to class. Remind them to do their small tasks. Pay attention to their sharing of experiences, if there are any.

Opening Songs

“I Love You, You Love Me” (The Barney Song, paraphrased)

I love you, you love me
Jesus loves us every day
When we help and care and
Say sorry for our wrongs
Jesus loves us even more.

“Jesus Loves Me” (*Children Praise God*, p. 33)

Jesus loves me, this I know
For the Bible tells me so
Little ones to him belong
They are weak but he is strong.
Yes, Jesus loves me
Yes, Jesus loves me
Yes, Jesus loves me
The Bible tells me so.

Announcements and/or Birthday Greetings

Opening Prayer (Also pray for the birthday celebrant[s], if there are any.)

We come today, O Lord, with happiness because we will once again learn about You with friends through songs, fun games and stories. Teach us to know more of Jesus, who came to the world to be with us. This is our prayer in His’ name. Amen.



Getting Ready

Flags Up. Divide the class into two groups. The groups should have equal numbers. The first person of the group will be the first to solve the anagram. This should be done without talking. Other members cannot help solve the anagram not until the flag is up. Only one member can help at a time. The flag can be raised up many times until the anagram is solved. Write the following anagrams on a piece of paper.

Anagrams:		answer:
1. olive us Jes	-	I love Jesus
2. ate Cher	-	teacher
3. Good Lev	-	Love God
4. Old Ob	-	Blood
5. Snog food	-	Son of God

Ask the children: What makes the anagrams easy to solve? Which would you prefer, doing it on your own or doing it with the help of your group mates? Why so?

Learning Time

Discovering the Biblical Truth

Read Hebrews 9:13-14; Mark 12:28-34

Tell the children:

Do you know that God is always here with us to help us even when the world seems so empty and people are living like there is no God anymore? In Hebrews 9: 13-14, the writer talks about Jesus as our help. Instead of the sinful people paying for the wrong they've done, Jesus offered his life to save the world from sin. Jesus also taught us how to keep from doing wrong with two rules: love God and love our neighbor as we love ourselves (Mark 12:28-34).

Lessons Learned

Ask them: Can you do what Jesus did for us—taking our place in order to save us and protect us from harm?

What would you do in the following situations:

1. Your mother is busy doing house chores. You hear your brother crying in his room.
2. At lunch time, your friend's food for lunch accidentally falls to the ground.
3. When you went to market with your mother to buy stuff including your new shoes, she runs short of money for the family's grocery.

Applying the Lessons Learned

Recite a portion of the UCCP Statement of Faith:

"We believe that by disobedience, they have become sinful, but, by grace through faith, they are redeemed in Jesus Christ."

Chain Prayer. Give each child a strip of colored paper. Ask them to write their prayer thanking Jesus for taking our place to protect and save us from harm and from doing



wrong. Connect the strips of paper to make a chain prayer. They may complete this prayer:

“Thank you Jesus for taking our place and saving the world.
I promise to _____.”

Closing Worship

Recite a portion of the UCCP Statement of Faith:

WE BELIEVE

In one God: Creator, Redeemer, and Sustainer, who provides order, purpose, meaning and fulfillment to all creation.

That in Jesus Christ, who has born of Mary, God become human and is Sovereign Lord of life and history.

That in the Holy Spirit, God is present in the world, empowering and guiding believers to understand and live out their faith in Jesus Christ.

WE BELIEVE

Persons are created in the image of God and destined to live in community with God, with other persons and with all creation.

That by disobedience, they have become sinful, but, by grace through faith, they are redeemed in Jesus Christ.

Offering

Recite the memory verse from Hebrews 9:14, “We are made pure so that we may serve the living God.”

Closing Prayer

We thank you, Jesus, for saving us from our sinfulness. Thank You for your life that teaches us to love God and to love our neighbors. Accept our promises and help us to fulfill them. In Jesus’ name. Amen.

Announcements and Dismissal



That being entrusted with God's creation, they are called to participate in the establishment of a just and compassionate social order.

Twelfth Sunday in Kingdomtide
November 11, 2018

LESSON 25: WE ARE ENTRUSTED WITH GOD'S CREATION

General Concept: We are created to be faithful and responsible stewards of God's creation, enabling us to respect and preserve its integrity.

Biblical References: Genesis 1:28-30

List of Lectionary Readings for the Week: Ruth 3:1-5; 4:13-17; Psalm 127; 1 Kings 17:8-16; Psalm 146; Hebrews 9:24-28; Mark 12:38-44

Age-Level Concepts

- Nature is our friend.
- We will take care of nature.

Learning Objectives

By the end of the lesson, the learners are expected to:

- Explain why nature is a friend
- Enumerate the things God allows for us to do with nature
- Commit to take care of nature

Materials: The Holy Bible (preferably the New Revised Standard Version [NRSV]), song chart, offering plate or basket, colored construction paper, scissors, glue/paste, old magazines, and popsicle sticks

Suggested Lesson Outline

Greeting Time

Welcome the children with a warm smile. Remind them to do their small tasks. They may already start on the *Getting Ready* activity.

Opening Songs

"Every Single Cell" (*Children Praise God*, p. 186)

Every single cell in my body is happy, every single cell in my body is well
Every single cell in my body is happy, every single cell in my body is well
Thank you, God, I feel so good! Every single cell in my body is well
I'm so glad, I feel so good! Every single cell in my body is well.

"Kapaligiran"

Wala ka bang napapansin sa iyong mga kapaligiran
Kay dumi na ng hangin, pati na ang mga ilog natin
Hindi na masama ang pag-unlad
Kung hindi nakakasira ng kalikasan
Ingatan natin at wag nang sirain pa
Pagkat pag Kanyang binawi tayo'y mawawala na.



Announcements and/or Birthday Greetings

Opening Prayer (Also pray for the birthday celebrant[s], if there are any.)

Thank You, Lord, for the new day, for the night that has passed, and for the good night's sleep. Thank you for family and friends that care for us and love us. You make all these possible to show us that You are always with us. In Jesus' name. Amen.

Getting Ready

As the children arrive, give them colored construction paper, scissors, glue/paste, old magazines, and popsicle sticks to work on. Tell them to make from colored paper cut-outs of things God created that is useful to human beings like fish, plants, trees, animals, vegetables, and flowers. They may also look in old magazines and choose pictures from there. Tell them to put a popsicle stick at the back of their cut-outs to make a figure puppet.

Learning Time

Discovering the Biblical Truth

Read the text in Genesis together. Have each student come forward and display to the class her or his figure puppet when this is mentioned in the text. After reading the text, let each learner introduce their figure puppet and say their use. After each introduction, let the rest of the class respond with "Thank you, God, for creating _____."

Lessons Learned

Ask the children:

1. What was on your mind when you were thanking God for the things God created? Why?
2. How important is nature to you?
3. Have you considered nature as your friend? Why or why not?

Tell them: "God allowed humans to use creation for food, for them to survive, for them to flourish and live a good life with God. But in order for creation to be sustained and continue to serve its purpose, we also must take care of it. Nature provides for our needs. It needs our care in return like friends. That's the relationship God wants us to have with the rest of creation. If this relationship is sustained, the purpose of creation is fulfilled—that is to glorify God the Creator."

Applying the Lessons Learned

Recite a portion of the UCCP Statement of Faith:

"We believe that being entrusted with God's creation...."

Adopt a Tree or Plant. Bring the children outside. Go around the premises where the trees, plants, flowers are located. Tell the children to talk to the plants/trees/flowers/ or any creature they see including frogs, bees, butterflies, if there are any. Let them say, "Hello! How are you today? You look lovely today. I want you to be my friend."



Children may laugh, feel uncomfortable or refuse to do it but let them do it anyway. Then tell them to name the plant/tree/flower they want to adopt. Tell them that they are to take care of their adopted tree/plant/flowers to show their commitment to help in taking care of God's creation.

Closing Worship

Offering

Recite the memory verse from Genesis 1: 28a, "Be fruitful and increase in number, fill the earth and subdue it."

Closing Prayer

Do the "Lord's Prayer" with movements again to familiarize the children with the actions.

Announcements and Dismissal

Thirteenth Sunday in Kingdomtide
November 18, 2018

**LESSON 26: WE ARE CALLED TO PARTICIPATE IN THE ESTABLISHMENT OF A JUST AND
COMPASSIONATE SOCIAL ORDER**

General Concept: We are called to actively participate in establishing a just and compassionate social order, where the needs of everyone, especially the least of the least, are met.

Biblical Reference: Psalm 82:1-4; Matthew 25:34-39

List of Lectionary Readings for the Week: 1 Samuel 1:4-20; Psalm 16; Daniel 12:1-3; Hebrews 10:11-14, (15-18), 19-25; Mark 13:1-8

Age-Level Concepts

- We will care for everyone.
- We will share what we have with our neighbors.

Learning Objectives

By the end of the lesson, the learners are expected to:

- Identify the least of the least that needs our care
- Tell what they can share with others in need
- Affirm that God called us to help build a better world for all

Materials: The Holy Bible (preferably the New Revised Standard Version [NRSV]), song chart, offering plate or basket, meta cards, pentel pens

Suggested Lesson Outline

Greeting Time

Welcome the learners with a warm smile. Remind them to do their small tasks. Have a chat with them while waiting for others to come.



Opening Songs

“I’ve Got Peace”

I’ve got peace like a river, I’ve got peace like a river

I’ve got peace like a river in my soul. Alleluia!

I’ve got peace like a river, I’ve got peace like a river

I’ve got peace like a river in my soul.

(Repeat the song 2 more times while replacing the underlined phrases with the following:

Love like an ocean

Joy like a fountain)

“Two and Two and Fifty”

One person’s hands can’t tear a prison down

Two persons’ hands can’t tear a prison down

But if two and two and fifty make a million

We’ll see that day come round

We’ll see that day come round.

(Repeat the song 3 more times while replacing the underlined phrases with the following:

Voice...can’t make the people hear

Love...can’t set a people free

Faith...can’t make the kingdom come)

Announcements and/or Birthday Greetings

Opening Prayer (Also pray for the birthday celebrant[s], if there are any.)

Here we are again, Lord, gathered to study, learn and pray

Bless each one here, who comes with glee,

Bless our teacher too who teaches us true

By reading the Bible and having fun too. Amen.

Getting Ready

Let’s Build. Divide the class into 2 groups. Give each group some popsicle sticks and ask them to build a small house out of it. Do not give them other materials aside from the sticks. Encourage them to use whatever they have to build a house. Give them 5 minutes to do it. Look around and check their work.

The teacher may ask the following:

1. What did you do as a group to accomplish the task?
2. What may be the reasons for failing to accomplish the task?
3. What do you think are needed in order to accomplish a task?

Recite a portion of the UCCP Statement of Faith:

“We believe that being entrusted with God’s creation, they are called to participate in the establishment of a just and compassionate social order.”



Learning Time

Discovering the Biblical Truth

Let the children read the text found in Matthew 25: 34-39.

Use the same groupings. Ask the first group to write on meta cards the people which Jesus considered as the “least” among people. Have them post these cards on the board. Ask the second group to write down on meta cards what kind of help should be given according to their needs. Have them post the cards next to the appropriate meta cards already on the board.

Example:

hungry	food
Stranger/homeless	A place to stay
Naked/ no clothing	Clothing
Sick	Cared for
thirsty	Something to drink
Prisoner	Visit

Lessons Learned

Ask the following questions:

1. What do Jesus call those people in need?
2. How can we enter the kingdom, according to Jesus?
3. Why do we have to help these kinds of people?
4. How does it feel to have helped any one of these people?
5. What hinders you to help/ care for these people?

Read Psalm 82: 1-4

Ask the children what they understand of the psalm.



Tell them: Jesus and the psalmist gave the same challenge—to feed the hungry, help the blind see, give clothing to the naked, help those in prison, and defend the poor and the needy. We as followers of Christ, take the same tasks as Jesus did. Jesus calls us to help make this world a better place especially for children. Jesus calls not just one person but everybody to help, care for and share whatever we have with people in need.

Recite the memory verse from Hebrews 10:24, “Let us think about each other and help each other to love and do good deeds.”

Applying the Lessons Learned

Bundle of Love. Ask the learners to identify people in the community who needs help. Let them think of what they can share with them in their own small way. Tell them to bring whatever they agree to share so that it can be packed and given away.

Closing Worship

Recite a portion of the UCCP Statement of Faith:

WE BELIEVE

In one God: Creator, Redeemer, and Sustainer, who provides order, purpose, meaning and fulfillment to all creation.

That in Jesus Christ, who has born of Mary, God become human and is Sovereign Lord of life and history.

That in the Holy Spirit, God is present in the world, empowering and guiding believers to understand and live out their faith in Jesus Christ.

WE BELIEVE

Persons are created in the image of God and destined to live in community with God, with other persons and with all creation.

That by disobedience, they have become sinful, but, by grace through faith, they are redeemed in Jesus Christ.

That being entrusted with God’s creation, they are called to participate in the establishment of a just and compassionate social order.

Closing Song “Why We are UCCP” (*Children Praise God*, p. 1)

We believe in one God, Creator, Redeemer, Sustainer of everyone’s life

In Jesus Christ, God became human and rules as Lord of lords.

In Spirit, God guides us all along.

Refrain:

That’s why we are UCCP, for we are taught what the Lord has said

To live a life in community with God and all

Assured of life even after death, no more sorrow and no more defeat

There’s only love, justice and peace, all creation new.

Offering



Closing Prayer

We are happy that we can help others through whatever we can share. We pray that
You will help us do this task. We pray, Lord, that you will be happy with our small plans.
In Jesus' name. Amen.

Announcements and Dismissal

WE BELIEVE

That the Church is the one Body of Christ, the whole community of persons reconciled to God
through Jesus Christ and entrusted with God's ministry.

Reign of Christ

Fourteenth Sunday in
Kingdomtide

November 25, 2018

Lesson 27: THE CHURCH

General Concept: The Church is the people of God, anticipating the fulfillment of God's Reign.

Biblical References: 2 Samuel 23:5; Revelation 1:6; Mark 10:14

List of Lectionary Readings for the Week: 2 Samuel 23:1-7; Psalm 93; Revelation 1:4b-8; John 18:33-37

Age-Level Concepts

- The church is people who love God.
- We go to church with our family.
- We join in church activities.

Learning Objectives

By the end of the session, the learners are expected to

- Describe that the church is composed of people including children
- Name families they can see in the church
- Identify the church's activities throughout the year

Materials: The Holy Bible (preferably the New Revised Standard Version [NRSV]), song chart, offering plate or basket

Suggested Lesson Outline

Greeting Time

Welcome the learners with a warm smile. Remind them to do their small tasks.

Opening Song "I was Glad"

I was glad when they said unto me
Let us go unto the house of the Lord
I was glad when they said unto me
Let us go unto the house of the Lord.

Announcements and/or Birthday Greetings



Opening Prayer (Let a child lead the prayer. Also pray for the birthday celebrant[s], if there are any.)

Dear God, we thank you for this wonderful day. Thank you for bringing us here to our church at UCCP ____ (place). Thank you for our family, friends and teachers. Bless each one of us as we listen, play, sing, pray and join in church activities. In the name of Jesus, the head of our church. Amen.

Getting Ready

Sing "We Are the Church"

The church is not a building; the church is not a steeple;
the church is not a resting place; the church is people.

Refrain:

I am the church! You are the church! We are the church together!

All who follow Jesus all around the world, yes, we're the church together!

Learning Time

Discovering the Biblical Truth

Read 2 Samuel 23:5; Revelation 1:6; Mark 10:14

The Church is the People of God

David was a great king and his family was blessed by God. God made a covenant with King David. God promised to be with David's family forever. That is how it is with God's church. The church is God's chosen people made part of God's Kin-dom to serve God. Jesus also invited children into His Kin-dom or Reign. The church as part of God's Reign is like one big family. In the church, there is love and respect for each other. We also go to church with our own small families to join in serving God and other people.

Lessons Learned

Discuss:

Love is the sign that God reigns in the church. Where there is caring and concern for each other, carrying of each other's burdens, praying for each other, serving each other in times of need, God's presence is felt.

Let the children share about who among their family members go to church with them.

Applying the Lessons Learned

Arm Link Game. Have children line up in front of the teacher. The first child will come up and link arms with the teacher; the next child will come up and link up with the first child. This continues until everyone is linked together. Try to walk together without unlinking the arms. For a little more fun with finding strength and "togetherness" in unity, form a circle with the arms linked and walk in a circle, first one direction and then the other. Discuss about standing together during temptations and struggles.



Recite the memory verse from Mark 10:14b, "Let the little children come to me... for to them the kingdom of God belongs."

Closing Worship

Give the offering while singing, "Jesus Loves the Little Children" (*Children Praise God*, p. 38)

Review all the activities done, ask the children their learnings from songs and other activities. Let the children name what they like in the day's lesson. Give a topic recap of all the activities so that children will have something to bring home about the topic.

Closing Prayer

Holy God, protect us and help us to be one with other believers, just as you are one with Jesus. Amen.

Announcements and Dismissal

First Sunday of Advent

December 2, 2018

LESSON 28: THE CHURCH IS THE ONE BODY OF CHRIST

General Concept: The Church belongs to God, redeemed by God through Christ, welcoming, affirming and accepting everyone.

Biblical References: Jeremiah 33:14-16; Psalm 25:10; 1 Thessalonians 3:9-12

List of Lectionary Readings for the Week: Jeremiah 33:14-16; Psalm 25:1-10; 1 Thessalonians 3:9-13; Luke 21:25-36

Age-Level Concepts

- We are welcome in the church.
- We welcome others.
- We are happy when other children join us in praising God.

Learning Objectives

By the end of the session, the learners are expected to:

- Cite examples of welcoming gestures in the church
- Show acts of welcome for others
- Demonstrate acceptance of others

Materials: The Holy Bible (preferably the New Revised Standard Version [NRSV]), song chart, offering plate or basket, a bundle of sticks or a new walis ting-ting, poster board, scissors or cutter, colored markers or crayons (see Name Art activity in *Applying the Lessons Learned*)

Suggested Lesson Outline

Greeting Time

Welcome the learners with a warm smile. Remind them to do their small tasks.

Opening Song



“Simbahang UCCP”

Simbahang UCCP ay masayang tunay, masayang tunay, masayang tunay!
Simbahang UCCP ay masayang tunay, masayang tunay!

Announcements and/or Birthday Greetings

Opening Prayer (If there is a birthday celebrant, pray for her or him also.)

Wonderful God, you call us by our name; that is why we are here at UCCP ____
(name of church). Help us welcome each other to our church. We raise our voice to
praise your name, your church and your children. In the name of our Savior, Jesus
Christ. Amen.

Getting Ready

Recite a portion of the UCCP Statement of Faith:

“We believe that the Church is the one Body of Christ....”

Going to Church. Make a big outline map of your barrio, town or city on Manila paper, with
your church at the center of the map marked with a building with a cross. Have each
child draw an outline of their house, cut the outline, and paste the paper house on the
map where the approximate location of their house would be. Have each child draw
their route on the map from their house to the church.

Or, distribute photocopies of an outline map of your barrio, town or city, with your
church at the center of the map. Have each child mark their house on the map with a
star ★ and draw their route from their house to the church.

Learning Time

Discovering the Biblical Truth

Read Jeremiah 33:14-16; Psalm 25:10; 1 Thessalonians 3:12

God’s Church is a Welcoming Church

God made a covenant with the people of Israel and Judah that there will be good
leaders among them in the future and that they will be blessed. Those who will keep
the covenant with God will experience God’s steadfast love and faithfulness. God’s love
must be shared with everyone. This is how it is with the church where Jesus is the Head.
As Jesus welcomes all of us young and old alike, so must we welcome everyone. God’s
love will bind us all when we love each other and even those outside the church. Love
must flow to all not just to ourselves. This is how it is to be the one Body of Christ.

Recite the memory verse from 1 Thessalonians 3:12a, “We pray that the Lord will make your
love grow more and more for each other and for all people.”

Lessons Learned

Discuss how young children like them can welcome and be accepting of others to our
church. Let them give examples of how they can do this. Have them demonstrate these
acts.



Applying the Lessons Learned

Standing Together as One. Call for a volunteer and give her or him one stick. Ask the volunteer to break it. Next, give her or him a bundle of sticks to try to break. Discuss as a class by talking about why one stick is easy to break while a bundle is difficult or impossible to break.

Tell them: The sticks in this bundle are just like the stick that was so easily broken. Yet when they are bound together, they are much stronger than when they were by themselves. Even a very strong person could not break this bundle of sticks.

These sticks can teach us an important lesson about the church. Sometimes when we think of the church, we think of a building where we come to worship, but the church isn't a building. The church is made up of men, women, boys, and girls who have chosen to follow Jesus. You, me, all of the people here today—all of us together—we are the church.

Some people say, "I can be a Christian without going to church." That may be true; but by ourselves we are not very strong. When we are tempted to do something that we know is wrong, it may be difficult to resist if we are alone. But if we stand together with others who follow Jesus, they will be a source of strength and encouragement. We will be much stronger than we would be by ourselves.

"Number One" Name Art. On a large colored poster board, the teacher will draw or cut out (if desired) a very LARGE number "1". Let children use a colored marker or crayon and write their own name on that NUMBER 1. Also have the children write the family names of those they see in church.

Discuss about all of us being ONE in the body of Christ and working together and doing good as a church.

Recite again a portion of the UCCP Statement of Faith:

"We believe that the Church is the one Body of Christ...."

Closing Worship

Give the offering while singing, "We Are One in the Bond of Love"
We are one in the bond of love; we are one in the bond of love
We have joined our spirits with the Spirit of God
We are one in the bond of love.

Let us sing now, everyone; let us feel God's love begun
Let us join our hands that the world may know
We are one in the bond of love.

Closing Prayer

Dear God, help us to be one so that the world may see Your love in us. In Jesus' name we pray. Amen.



Announcements and Dismissal

**Second Sunday of
Advent**

December 9, 2018

LESSON 29: THE CHURCH IS A COMMUNITY OF PERSONS

General Concept: The Church is a redeemed community of persons having God in their midst; each member possessing different gifts, each equally important, everyone working together.

Biblical References: Luke 1:68; Philippians 1:3-6; 1 Corinthians 12:4-6

List of Lectionary Readings for the Week: Malachi 3:1-4; Luke 1:68-79; Philippians 1:3-11; Luke 3:1-6

Age-Level Concepts

- We are part of the Church.
- God gives each of us talents.
- We use our talents for God.

Learning Objectives

By the end of the session, the learners are expected to

- Show their God-given talent
- Enumerate the good traits of classmates
- Recall God's workings in the midst of God's people in Bible stories they know

Materials: The Holy Bible (preferably the New Revised Standard Version [NRSV]), song chart, offering plate or basket, a tool box full of different tools (make sure the tools that are mentioned in the story are included, aside from other different tools)

Suggested Lesson Outline

Greeting Time

Welcome the learners with a warm smile. Remind them to do their small tasks.

Sing "Let us Gather" (*Children Praise God*, p. 170)

Let us gather in God's name, the Source of Life.
God is waiting now for us to listen to our pleas.
Let us gather in God's name the Source of Life.
God is ready to receive us, God's beloved children.

"Builds Community"

It's me, it's me, it's me who builds community
It's me, it's me, it's me who builds community
It's me, it's me, it's me who builds community
It's me who builds community!



Roll over the ocean, roll over the sea
Roll over the ocean, in the deep blue sea
Roll over the ocean, roll over the sea
Roll over the ocean, in the deep blue sea
[Repeat the song two more times, changing the underlined word to: you, us]

Announcements and/or Birthday Greetings

Opening Prayer (If there is a birthday celebrant, pray for her or him also.)

Gracious God, we praise your name through our Lord Jesus. Thank you for another day in our life. Be with us. Bless all the little children seeking your word. In Jesus' name. Amen.

Getting Ready

Sing "Here We Are" (*Children Praise God*, p. 171)

Here we are altogether as we sing our song joyfully
Here we are altogether as we pray, we'll always be.
Join me now as friends and celebrate the fellowship we share
All as one
Keep the fire burning, kindle it with care
And we'll all join in and sing.
Here we are altogether as we sing our song joyfully
Here we are altogether as we pray, we'll always be.

Recite a portion of the UCCP Statement of Faith:

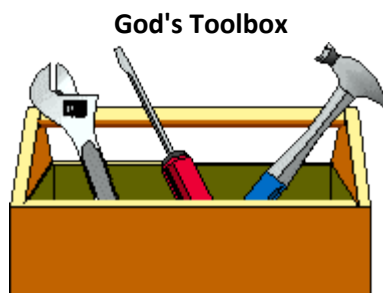
"We believe that the Church is the one Body of Christ, the whole community of persons...."

Learning Time

Discovering the Biblical Truth

Read Luke 1:68; Philippians 1:3-6; 1 Corinthians 12:4-6

Listen to this story.



I have a tool box full of tools. I imagine you have a toolbox like this around your house, don't you? Why do you suppose we need so many tools? It is because each of these tools has a different purpose. There is no one tool that can do everything. If I needed to drive a nail into a board, what tool do you think I would need? Right! I would need a hammer. Here's my hammer. If I were putting together a bookshelf and needed to put

in a screw to hold it together, what tool do you think I would need? You are right again! I'd need a screwdriver, and here it is! Let's see, suppose I needed to measure something, what tool do you think I would need. Of course, I'd need a tape measure. I wonder if I have a tape measure in here. Yep, here it is.

The Church is like God's tool box. God has a lot of jobs to do and has given the people in God's Church different gifts and talents to help God do those jobs. As part of the church, we are God's tools! To some God has given musical talent to help lead others in worship. To some God has given the talent of teaching so that they can help others to learn more about God and Jesus. There is no one person in the church that can do everything, is there? Listen to what the Bible says, "There are different kinds of spiritual gifts, but the same Spirit is the source of them all. There are different kinds of service, but we serve the same Lord. God works in different ways, but it is the same God who does the work in all of us."

If I needed to tighten a screw in my glasses (if the teacher has glasses; use another prop, like a watch, if the teacher doesn't have glasses), would this hammer help? Would this great big screwdriver help? No, I would need this little tiny screwdriver. You see, it doesn't matter what your talent is and it doesn't matter if you are big or small. What does matter is that when God has a job for you to do, you need to be right there in God's toolbox, ready and willing for God to use you.

Look around you. Look at all the people in this room. We are all God's tools. Each one must be ready and willing for God to use them to do God's work in this community.

Adapted from <http://www.sermons4kids.com/toolbox.html>

Lessons Learned

Ask the children what they have learned from the Bible readings and the story.

Tell them: God uses us for God's purpose. What do you think can we do for God that is needed in this world?

Allow the children to share the different things they can do to help God and others.

Have the children look at each other and point out the different things they know that their classmates can do for God and others.

Applying the Lessons Learned

Have the children show to the class the different talents that they have.

Recall Bible stories they know and what the characters did in these stories to help God do God's work.

Recite a portion of the UCCP Statement of Faith:

"We believe that the Church is the one Body of Christ, the whole community of persons...."



Closing Worship

Give the offering while singing “We Are the Church”.

Refrain:

We are the Church, happy to be the Children in God’s family

We are the Church, happy to be, the Children in God’s Family

We are building the Kin-dom; we are building the Kin-dom

Everyone old and young, everyone weak and strong

We are building the Kin-dom for...

[Refrain, then repeat the stanza three more times, each time replacing the underlined words with the following:

Sharing the Good News

Following Jesus

Feeding the hungry]

Recite the memory verse from Luke 1:68b, “God has come to help God’s people and has given them freedom.”

Closing Prayer

Lord, we thank you that you have given each of us special abilities to do things for you. We pray that when you need us, we will be ready and willing to do what you need for us to do. Amen.

Announcements and Dismissal

**Third Sunday of
Advent**

December 16, 2018

LESSON 30: THE CHURCH IS RECONCILED TO GOD THROUGH JESUS CHRIST

General Concept: Being a reconciled community, the Church becomes an agent of reconciliation in the world.

Biblical References: Zephaniah 3:14-20; II Corinthians 5:18-20

List of Lectionary Readings for the Week: Isaiah 12:2-6; Zephaniah 3:14-20; Philippians 4:4-7; Luke 3:7-18

Age-Level Concepts

- We are all friends.
- God forgives and accepts us when we hurt God and others.
- We forgive and accept those who hurt us.

Learning Objectives

By the end of the session, the learners are expected to:

- Explain what friendship is all about
- Describe how it is to be sorry when we hurt others and God
- Cite an example when they forgive and accept others



Materials: The Holy Bible (preferably the New Revised Standard Version [NRSV]), song chart, offering plate or basket, notebooks/journals, pens, newsprint or bond paper, crayons

Suggested Lesson Outline

Greeting Time

Welcome the learners with a warm smile. Remind them to do their small tasks.

Opening Song "I'll Do My Best" (*Children Praise God*, p. 87)

I'll praise, I'll praise, I'll praise the Lord forever!

I'll praise, I'll praise, I'll praise the Lord forever!

I'll do my best, I'll do my best

Oh, I'll do my best for you. Oh!

(Repeat two more times, changing the underlined word to: **love**, then **serve**)

Announcements and/or Birthday Greetings

Opening Prayer (Also pray for the birthday celebrant[s], if there are any.)

Getting Ready

Sing "I Want to Be Your Friend" (*Children Praise God*, p. 163)

I want to be you friend a little bit more

I want to be you friend a little bit more

I want to be you friend a little bit more

A little bit, a little bit, a little bit more!

Recite a portion of the UCCP Statement of Faith:

"We believe that the Church is the one Body of Christ, the whole community of persons reconciled to God through Jesus Christ...."

Learning Time

Discovering the Biblical Truth

Read Zephaniah 3:17; II Corinthians 5:18-20

Listen to the story.

We are All Friends in Jesus as God's Church

The Lord our God is always with us. God will save us. God loves us and is happy with us. We are all God's children in Jesus Christ. Through Jesus, God made peace with us and gave us the work of bringing everyone into peace with God. Because God forgives us, God gave us this message of peace, forgiveness and acceptance. God wants us to forgive and accept others and to tell them of God's love and forgiveness. This is what friends in Jesus do. This is the work of the church.

Memory Verse: Zephaniah 3: 17b, "The Lord your God is with you."



Lessons Learned

Discuss:

- In what ways do they feel God's presence in their lives?
- What does it mean to be a friend?
- What happens when they have disagreements with their friends and even their family?
- How does it feel to be sorry and to ask for forgiveness when they do wrong?
- How does it feel to be forgiving of others when they do wrong?

Applying the Lessons Learned

Have the children write in their notebooks or journals about an incident where they hurt or did wrong to someone.

On a piece of paper, have them write a letter of apology to this person they wrote about in their journals. Have them decorate the margins of the paper like a stationery. Ask them to give this letter after church to the person they have written to and make amends with her or him.

Recite a portion of the UCCP Statement of Faith:

"We believe that the Church is the one Body of Christ, the whole community of persons reconciled to God through Jesus Christ...."

Closing Worship

Gather the children in a circle and let them share about the time when someone said sorry to them and they forgave that person.

Sing "Forgive, My Friend" (*Children Praise God*, p.167)

Offering

Closing Prayer

Holy God, we are your children and you love each and every one of us. We are thankful for your love and forgiveness. Help us to be loving and forgiving of others also so that we may grow as a church. In Jesus' name we pray. Amen.

Announcements and Dismissal



Fourth Sunday of
Advent
December 23, 2018

LESSON 31: THE CHURCH IS ENTRUSTED WITH GOD'S MINISTRY

General Concept: The only ministry of the Church is the ministry of God, and this we must do faithfully and in unity.

Biblical References: Micah 5:4-5a; Hebrews 10:7a; Luke 1:46b-55

List of Lectionary Readings for the Week: Micah 5:2-5a; Psalm 80:1-7; Hebrews 10:5-10; Luke 1: 39-45; 46b-55

Age-Level Concepts

- We are God's helpers.
- We all help in the Church.

Learning Objectives

By the end of the session, the learners are expected to:

- Name ways by which Jesus did His ministry
- Discuss that to help is to follow Christ's way of helping people
- Enumerate tasks in the church they can do

Materials: The Holy Bible (preferably the New Revised Standard Version [NRSV]), song chart, offering plate or basket, pictures of Jesus' life and ministry, pictures of the church's ministries (see **Getting Ready**), opaque cup filled with confetti

Suggested Lesson Outline

Greeting Time

Welcome the learners with a warm smile. Remind them to do their small tasks.

Opening Song "Behold What Manner of Love"

Behold what manner of love our God has given unto us
Behold what manner of love our God has given unto us
That we should be called the children of God
That we should be called the children of God
(Repeat all and make it a round song)

Announcements and/or Birthday Greetings

Opening Prayer (Also pray for the birthday celebrant[s], if there are any.)

Getting Ready

Show pictures of the young boy Jesus at the Temple, and while healing, feeding or caring for women and children, etc.

Show pictures of different occasions of the church doing mission to children and other people.



Allow the children to give their reactions, whether comments or questions.

Recite a portion of the UCCP Statement of Faith:

“We believe that the Church is the one Body of Christ, the whole community of persons reconciled to God through Jesus Christ and entrusted with God’s ministry.”

Learning Time

Read Micah 5:5a; Hebrews 10:7a; Luke 1:46b-55

Tell the following story.

Using Your Gifts for God

What if I was thirsty and had this cup filled with deliciously refreshing water in my hand, but I didn’t have an elbow? It might be tough to drink the water. (With your arm held stiffly try to drink from the cup. Reach your arm to the right and stretch your neck. Repeat to the left.) Maybe I could put my cup high over my head and pour the water into my mouth? Do you think it will work? Let me try it! (Do this and the confetti spills onto you. Laugh with the children.) It didn’t work! Luckily for me, my cup had yarn and not water in it.

The Prophet Micah tells us that a leader will come to the people of Israel who will feed them, keep them safe, and bring peace. He will come to do the will of God. God has sent us Jesus Christ and has chosen us to be God’s people.

We are all part of the body of Christ. Just like having our own body parts (like our elbows) that make our body stronger and abler to do great things, each one of us makes our church stronger and abler to do great things. Not all of our body parts do the same job, right? That’s the same with people. Each of us have different gifts that we can share.

Maybe some of you like to talk to people; if so you can invite people to come to church with you. Maybe you have a good memory, then you can remember Bible stories and tell them to people. Maybe you are kind, then you can be a friend to someone who may be lonely. Maybe you are a good helper or you are patient or you are dependable or any number of things, all of these are gifts that God can use in the church to make us grow and be strong.

So think about what you are good at and give those gifts to God so that our church can teach more people about how much God loves us all.

Memory Verse: Hebrews 10:7a, “...I have come to do your will, O God....”

Lessons Learned

Discuss:

- The church must continue to carry out Jesus’ ministry.



- People must commit of their time, talent and expertise to God's work.
- Children can also share with others about what Jesus did.

Applying the Lessons Learned

Talk about the ways Jesus did his ministry.

Read again Luke 1:46b-55.

Discuss how we as church, the chosen people of God, can continue the ministry Jesus started.

Have the children share what specific tasks they can do as part of the church.

Recite a portion of the UCCP Statement of Faith:

"We believe that the Church is the one Body of Christ, the whole community of persons reconciled to God through Jesus Christ and entrusted with God's ministry."

Closing Worship

Song and Offering: Pass the offering plate while singing "Lord, Be Glorified" (*Children Praise God*, p. 141)

In my life, Lord, be glorified, be glorified
In my life, Lord, be glorified today!

In my song, Lord, be glorified, be glorified
In my song, Lord, be glorified today!

In Your church, Lord, be glorified, be glorified
In Your church, Lord, be glorified today!

In our home, Lord, be glorified be glorified
In our home, Lord, be glorified today!

Recite a portion of the UCCP Statement of Faith:

WE BELIEVE

In one God: Creator, Redeemer, and Sustainer, who provides order, purpose, meaning and fulfillment to all creation.

That in Jesus Christ, who has born of Mary, God become human and is Sovereign Lord of life and history.

That in the Holy Spirit, God is present in the world, empowering and guiding believers to understand and live out their faith in Jesus Christ.

WE BELIEVE

Persons are created in the image of God and destined to live in community with God, with other persons and with all creation.

That by disobedience, they have become sinful, but, by grace through faith, they are redeemed in Jesus Christ.



That being entrusted with God's creation, they are called to participate in the establishment of a just and compassionate social order.

WE BELIEVE

That the Church is the one Body of Christ, the whole community of persons reconciled to God through Jesus Christ and entrusted with God's ministry.

Closing Song "Why We are UCCP" (*Children Praise God*, p. 1, first two stanzas only)

We believe in one God, Creator, Redeemer, Sustainer of everyone's life
In Jesus Christ, God became human and rules as Lord of lords.
In Spirit, God guides us all along.

Refrain:

That's why we are UCCP, for we are taught what the Lord has said
To live a life in community with God and all
Assured of life even after death, no more sorrow and no more defeat
There's only love, justice and peace, all creation new.

As persons, we are created reflecting God's image
The Lord made us stewards of the world.
The Church is the Body of Christ, redeemed and reconciled,
Entrusted with God's own ministry.
[Refrain]

Closing Prayer

Dear God, thank you for giving each one of us gifts. Help us to do the things that we are good at to help the church grow stronger so that more people can learn about you. In Christ's name we pray. Amen.

Announcements and Dismissal

WE BELIEVE

That the Holy Bible is a faithful and inspired witness of God's self-revelation in Jesus Christ and in history to illumine, guide, correct and edify believers in their faith and witness.

First Sunday after
Christmas Day
December 30, 2018

LESSON 32: THE HOLY BIBLE AND GOD'S SELF-REVELATION IN JESUS CHRIST

General Concept: The Holy Bible is a faithful and inspired witness to God's self-revelation in Jesus Christ.

Biblical References: Colossians 3:12-17; Luke 2:41-52

List of Lectionary Readings for the Week: 1 Samuel 2:18-20, 26; Psalm 148; Colossians 3:12-17; Luke 2:41-52



Age-Level Concepts

- The Bible is an important book for us.
- The Bible is written to tell us about God.
- The Bible is written to tell us about the life of Jesus.

Learning Objectives

By the end of the session, the learners are expected to:

- Describe why the Bible is an important book
- Retell some of the stories that tell of God's amazing works
- Enumerate stories about Jesus

Materials: The Holy Bible (preferably the New Revised Standard Version [NRSV]), song chart, offering plate or basket, compass (if there is none available, use a picture of a compass)

Suggested Lesson Outline

Greeting Time

Welcome the learners with a warm smile. Remind them to do their small tasks.

Opening Song "The Bible is a Treasure Book" (*Children Praise God*, p. 45)

The Bible is a treasure book of stories that are true;
It tells of people long ago, of folks like me and you.

Announcements and/or Birthday Greetings

Opening Prayer (Also pray for the birthday celebrant[s], if there are any.)

Getting Ready

Sing "The B-I-B-L-E" (*Children Praise God*, p. 43)

The B-I-B-L-E, yes that's the book for me
It tells the story of God's love,
The B-I-B-L-E.

Recite a portion of the UCCP Statement of Faith:

"We believe that the Holy Bible is a faithful and inspired witness of God's self-revelation in Jesus Christ...."

Learning Time

Read Colossians 3:12-17; Luke 2:41-52

Tell the following story.

The Bible Is Our Compass

Probably all of you have seen a compass. A compass is used to find the right direction to get you to where you want to go. The compass has four main directions, they are North, South, East and West. The needle of the compass always points North. If the needle is pointing in that direction (point to the North) and I want to go South, I would go that



direction (point in the opposite direction from what the needle is pointing.) With the needle pointing North, if I wanted to go East, I would go in that direction (point to the East.) If the needle sometimes pointed North and at other times it pointed to the South, East, or West, I would never be able to use the compass to find my way. I would wander around, hopelessly lost. The compass must always point in the right direction if we are going to use it to guide us.

When we are trying to find our way through the journey of life, God has given us a spiritual compass to guide our path. That guide is the Bible, God's Holy Word. The truth that we find in the Bible never changes. It will always point us in the same direction. It will always point us to Jesus.

Some people use their feelings to help them to decide what they should do. That's no good. Our feelings change from day to day and they cannot be trusted. Besides that, just because we feel good about something doesn't mean that it is the right thing to do.

Some people choose what they will do by what's popular. That is no good either. Just because everyone else is doing it doesn't mean that it is the right thing to do, does it? Tomorrow everyone might be doing something else.

The Bible can point us in the right direction. It points us to Jesus. The Bible says: "Let the word of Christ live in you richly. Use all wisdom to teach and strengthen each other. Sing psalms, hymns, and spiritual songs with thankfulness in your hearts to God. Everything you say and everything you do should all be done for Jesus your Lord. And in all you do, give thanks to God through Jesus." (Colossians 3:16-17)

Let us allow the Bible to teach us and let us always strive to be like Jesus.

Memory Verse: Luke 2:52, "And Jesus increased in wisdom and in years, and in divine and human favor."

Lessons Learned

Ask:

- Do you think the Bible is an important book? Why?
- How often do you read the Bible?
- What are the things in the Bible that you remember that tell about God?
- What are the things in the Bible that you remember that tell about the life of Jesus?

Discuss:

- God is love and works in loving ways.
- God inspires people to follow and stay faithful to God's command.
- Jesus' stories tell of God's total love for all humankind.

Applying the Lessons Learned

Have the children share stories that they know about God and Jesus.



Talk about the ways that they can live out the lessons they have read and heard from the Bible.

Recite a portion of the UCCP Statement of Faith:

“We believe that the Holy Bible is a faithful and inspired witness of God’s self-revelation in Jesus Christ....”

Closing Worship

Song and Offering: Pass the offering plate while singing “Ang Salita ng Dios” (*Children Praise God*, p. 47)

Ang salita ng Dios ay may yaman; waring ginto’t perlas na tunay
Kung sasaliksikin araw-araw, may kakam’ting lugod ang buhay.

Closing Prayer

Holy God, we thank you for giving us the Bible to be our guide through life. Help us to remember that we can always depend on the Bible to point us in the right direction. Amen.

Announcements and Dismissal

Epiphany of the Lord

January 6, 2019

LESSON 33: THE HOLY BIBLE AND GOD'S SELF-REVELATION IN HISTORY

General Concept: The Holy Bible is a faithful and inspired witness to God's self-revelation in history.

Biblical References: Isaiah 60:2b-5; Psalm 72:1-7; Ephesians 3:9-10

List of Lectionary Readings for the Week: Isaiah 60:1-6; Psalm 72:1-7, 10-14; Ephesians 3:1-12; Matthew 2:1-12

Age-Level Concepts

- The Bible is a story book.
- The Bible tells us about God and the people God loves.
- The Bible tells me that God cares for us.

Learning Objectives

By the end of the session, the learners are expected to

- Pinpoint in the Bible the stories that tell of God’s loving concern for God’s people
- Identify concrete ways of sharing God’s love with others
- Show through role-play concrete ways that God’s love is shared

Materials: The Holy Bible (preferably the New Revised Standard Version [NRSV]), song chart, offering plate or basket, a picture of the magi, a parol or a picture of a star

Suggested Lesson Outline



Greeting Time

Welcome the learners with a warm smile. Remind them to do their small tasks.

Opening Song "The Bible is a Treasure Book" (*Children Praise God*, p. 45)

The Bible is a treasure book of stories that are true;
It tells of people long ago, of folks like me and you.

Announcements and/or Birthday Greetings

Opening Prayer (Also pray for the birthday celebrant[s], if there are any.)

Getting Ready

Sing "Isang Talang Maliwanag" (*Children Praise God*, p. 11)

Isang talang maliwanag ang nagbibigay sinag,
Sa pantas na naglalakbay sa Mesiyas ay mag-aalay.

Isang talang maliwanag ang nagbibigay sinag,
Sa maliit na sabsaban, mga hayop ay nagbabantay
Ang batang si Hesus, dulot ay kasiyahan sa buong sanlibutan.
Ang batang si Hesus, dulot ay kasiyahan sa buong sanlibutan.

Show the picture of the wise people or magi from the East who visited the Baby Jesus.

Show a picture of a star or show a star lantern or parol and tell the children that the star is also a symbol of guidance.

Recite a portion of the UCCP Statement of Faith:

"We believe that the Holy Bible is a faithful and inspired witness of God's self-revelation in Jesus Christ and in history...."

Learning Time

Read Isaiah 60:2b-5; Psalm 72:1-7; Ephesians 3:9-10

Tell the following story.

The Bible Tells of God's Love

The Prophet Isaiah tells the people of Israel that God is with them. Because God is with them, other people will come to them and know about God from them. They must share about God with others. They will be blessed because they shared the good news about God with others through their words and through their lives.

God's presence is seen in the way people live. God asks of us to live in justice and righteousness. If we do so, we will be blessed. God asks us to help those who need our help, especially the poor and the oppressed. If we do so, God will be with us always. God loves us. We show our love for God by loving others also.

We must also tell others about God. This is the work of the church. This way, God continuous to be known throughout history, from the time of the Bible until now.



Memory Verse: Ephesians 3:10, "...Through the church all... will now know God's wisdom."

Lessons Learned

Ask and discuss:

- What is your favorite story in the Bible?
- Does it tell us about God and the people God loves? How?
- How does the Bible tell us that God cares for us?
- What must we do in order share God's love?

Applying the Lessons Learned

Have the children share concrete ways of showing God's love for others.

Group together children with similar examples and have each group role-play one example.

Recite a portion of the UCCP Statement of Faith:

"We believe that the Holy Bible is a faithful and inspired witness of God's self-revelation in Jesus Christ and in history...."

Closing Worship

Song and Offering: Pass the offering plate while singing "Ang Salita ng Dios" (*Children Praise God*, p. 47)

Ang salita ng Dios ay may yaman; waring ginto't perlas na tunay
Kung sasaliksikin araw-araw, may kakam'ting lugod ang buhay.

Closing Prayer

God of History, thank you for showing your love to people through the Bible and through the lives of people everywhere. Help us to share your love with everyone. In Jesus' name. Amen.

Announcements and Dismissal

Baptism of the Lord

First Sunday after the Epiphany

January 13, 2019

LESSON 34: THE HOLY BIBLE AND OUR FAITH AND WITNESS

General Concept: The Holy Bible illumines, guides, corrects and edifies believers in their faith and witness.

Biblical References: Psalm 29:4, 11; Acts 8:14; 2 Timothy 3:16

List of Lectionary Readings for the Week: Isaiah 43:1-7; Psalm 29; Acts 8:14-17; Luke 3:15-17, 21-22

Age-Level Concepts

- The Bible guides us to do good.
- We all have to read our Bible.



Learning Objectives

By the end of the session, the learners are expected to:

- Express that the Bible teaches children good values
- Share their stories of God's guidance
- Develop a habit of reading the Bible

Materials: The Holy Bible (preferably the New Revised Standard Version [NRSV]), song chart, offering plate or basket, recipe cards and/or cookbook

Suggested Lesson Outline

Greeting Time

Welcome the learners with a warm smile. Remind them to do their small tasks.

Opening Song "Jesus is a Happy Name" (*Children Praise God*, p. 218)

Jesus is a happy name; Jesus is always the same.

Jesus is a happy name; you've got to smile when you talk about Jesus.

[Repeat the song, changing "Jesus" with a child's name, until all the children's names have been used.]

Announcements and/or Birthday Greetings

Opening Prayer (Also pray for the birthday celebrant[s], if there are any.)

Getting Ready

Sing "The B-I-B-L-E" (*Children Praise God*, p. 43)

The B-I-B-L-E, yes that's the book for me

It tells the story of God's love,

The B-I-B-L-E.

Recite a portion of the UCCP Statement of Faith:

"We believe that the Holy Bible is a faithful and inspired witness of God's self-revelation in Jesus Christ and in history to illumine, guide, correct and edify believers in their faith and witness."

Ask the children who among them knows how to cook or if they help out in the kitchen. Let them share what their favorite food to cook is or what their favorite food is.

Learning Time

Read Psalm 29:4, 11; Acts 8:14; 2 Timothy 3:16

Tell the following story.

God's Recipe for Life

Raise your hand if you enjoy playing lutu-lutuan. Raise your hand if you enjoy cooking with your Mom or Dad, kuya or ate, lola or lolo, tito or tita at home. Sometimes when we cook, we need to look at a recipe card or a recipe book or any paper where the



recipe is written. But sometimes we already know the recipe by heart. Maybe the people in your house no longer need a recipe book because they already know by heart the recipe of the food they are cooking.

If you do not know how to cook what you need to cook, why is it important to begin with a recipe or to ask someone who knows the recipe? That's right! You have to know not only what ingredients to use, but also how much of each ingredient to use. It's important to follow a recipe exactly if you want what you're cooking or baking to come out right each time. For example, if you put too much salt in what you're cooking, it would taste bad. Likewise, if you forgot to put in an important ingredient, then your cooking would turn out to be a disaster! Following the recipe is VERY important!

Did you know that God has given us a recipe for how to live our lives? That recipe is found right here in the Holy Bible. The Bible lists down the ingredients that we need to live a life full of blessings. Just like the cook who decides which ingredients to combine for the perfect tasty treat, God has determined what we need in our lives to make our lives better.

God's "recipe for life" helps us to know how to live happier, healthier and Godly lives. Sometimes we think that God's rules are hard to follow—maybe there are too many ingredients and we get confused about how much of each ingredient to use—but the truth is that if we follow God and follow the recipe, we will be GREATLY blessed. It would be great if we learned this recipe by heart.

We are so blessed because God gave us more than just the Bible to help us understand how to live a Godly life. God gave us a perfect living example in Jesus Christ. God sent Jesus to Earth to show us how to live and how to abide by God's rules. The Bible also points to God's love as shown in the different events in our history.

God wants us to live our lives in the way that God intended—according to God's perfect recipe. If we do that, we will live lives that are full of God's blessings!

Memory Verse: Have the learners read again and memorize Psalm 29:11, "May the Lord give strength to God's people! May the Lord bless God's people with peace!"

Lessons Learned

Ask:

- From our memory verse, what does God give to us?
- Why do we need to be strong?
- From our memory verse, what does God bless us with?
- Why do we need to do the work of peace?

Discuss:

- We need to do the work of peace because this is God's work.
- We do good when we do God's work.
- We need to read the Bible in order for us to be guided to do God's work.



Applying the Lessons Learned

Have the children share how they can do God's work of peace in their own little way.

Have them dramatize how this can be done.

Closing Worship

Song and Offering: Pass the offering plate while singing "Thy Word"

Thy Word is a lamp unto my feet
And a light unto my path. (Repeat)

Recite a portion of the UCCP Statement of Faith:

WE BELIEVE

In one God: Creator, Redeemer, and Sustainer, who provides order, purpose, meaning and fulfillment to all creation.

That in Jesus Christ, who has born of Mary, God become human and is Sovereign Lord of life and history.

That in the Holy Spirit, God is present in the world, empowering and guiding believers to understand and live out their faith in Jesus Christ.

WE BELIEVE

Persons are created in the image of God and destined to live in community with God, with other persons and with all creation.

That by disobedience, they have become sinful, but, by grace through faith, they are redeemed in Jesus Christ.

That being entrusted with God's creation, they are called to participate in the establishment of a just and compassionate social order.

WE BELIEVE

That the Church is the one Body of Christ, the whole community of persons reconciled to God through Jesus Christ and entrusted with God's ministry.

WE BELIEVE

That the Holy Bible is a faithful and inspired witness of God's self-revelation in Jesus Christ and in history to illumine, guide, correct and edify believers in their faith and witness.

Closing Song "Why We are UCCP" (*Children Praise God*, p. 1, first three stanzas only)

We believe in one God, Creator, Redeemer, Sustainer of everyone's life
In Jesus Christ, God became human and rules as Lord of lords.
In Spirit, God guides us all along.

Refrain:

That's why we are UCCP, for we are taught what the Lord has said
To live a life in community with God and all
Assured of life even after death, no more sorrow and no more defeat
There's only love, justice and peace, all creation new.



As persons, we are created reflecting God's image
The Lord made us stewards of the world.
The Church is the Body of Christ, redeemed and reconciled,
Entrusted with God's own ministry.
[Refrain]

The Bible is God's revelation in history and in Christ
A faithful witness to God's work.
To guide and illumine believers and build them up in faith,
Equip them to witness to the world.
[Refrain]

Closing Prayer

Almighty God, thank you for creating us. We are so blessed that you have given us a recipe for life. Not only have you given us a written set of rules, but you have also revealed yourself through Jesus Christ and throughout history. Continue to help us and guide us through the Holy Bible to live a life of peace and goodness like Jesus. In Jesus' precious name we pray. Amen.

Announcements and Dismissal

WE BELIEVE

That God is at work to make each person a new being in Christ and the whole world God's Kingdom in which love, justice and peace prevail.

Second Sunday after the Epiphany

January 20, 2019

LESSON 35: GOD IS AT WORK

General Concept: God is a God who acts and takes the initiative to call people and establish a relationship with them, who continues to create, redeem and sustain. God is a God who is at work.

Biblical References: Psalm 36:5-10; John 2:1-11; I Corinthians 12:1-11

List of Lectionary Readings for the Week: Isaiah 62:1-5; Psalm 36:6-10; I Corinthians 12:1-11; John 2:1-11

Age-Level Concepts

- Our God is alive.
- Our God works.
- God is with us.

Learning Objectives

By the end of the session, the learners are expected to:

- Tell that God is always with them
- Share their own experience of God working in their lives
- Express how they too can reach out to other children



Materials: The Holy Bible (preferably the New Revised Standard Version [NRSV]), song chart, offering plate or basket

Suggested Lesson Outline

Greeting Time

Welcome the learners with a warm smile. Remind them to do their small tasks.

Opening Song “Welcome” (*Children Praise God*, p. 67)

Welcome, welcome all of you
Glad you are with us
Shake hands, no need to be blue
Welcome to you.

Announcements and/or Birthday Greetings

Opening Prayer (Also pray for the birthday celebrant[s], if there are any.)

Getting Ready

Sing “My God is So Big” (*Children Praise God*, p. 143)

My God is so big, so strong and so mighty
There’s nothing my God cannot do
My God is so big, so strong and so mighty
There’s nothing my God cannot do.

The mountains are God’s, the rivers are God’s
The stars are God’s handiwork too.
My God is so big, so strong and so mighty
There’s nothing my God cannot do.

Learning Time

Discovering the Biblical Truth

Read Psalm 36:5-10; John 2:1-11; I Corinthians 12:1-11

God’s Work through Creation, Jesus and the Church

Our God is alive and is always at work. God’s presence is felt in all creation. God’s love and faithfulness is as high as the heavens and the skies. God’s righteousness is like the mountains, God’s justice is like the deep ocean. God saves humans and animals alike. God’s precious love never fails.

God continues God’s work through Jesus.

One day, Jesus, his mother, and his disciples attended a wedding in the town of Cana in Galilee. When all the wine was gone, Jesus’ mother said to him, “They have no more wine.”



Jesus answered, "Why come to me? My time has not yet come."

His mother said to the servants, "Do whatever he tells you to do."

Jesus said to the servants, "Fill the jars with water." So they filled six very big jars to the top with water.

Then he said to them, "Now take some out and give it to the master of the feast."

The servants took the water to the master. When the master tasted it, the water had become wine. He did not know where the wine came from. But the servants who brought the water knew. The master of the wedding feast said, "People always serve the best wine first. Later, after the guests have been drinking a lot, they serve the cheaper wine. But you have saved the best wine till now."

God continues God's work through us, the church. Let us all help in doing God's work.

Memory verse: Let the children say and memorize, I Corinthians 12:6, "There are different kinds of work, but in all of them and in everyone it is the same God at work."

Lessons Learned

Discuss with the children

1. Enumerate the ways by which God's presence is felt in creation.
2. Will God's love end?
3. How else does God's work continue?
4. What did Jesus do in the wedding at Cana?
5. What can you say about Jesus in the story?
6. How can we say that Jesus still does great things today?
7. How can we continue God's work?

Say: God's work is seen in creation. God's work is seen in the life of Jesus. Jesus did his first miracle during a wedding by turning water into wine. Even in the midst of celebration, Jesus worked. And because God is always with us, we share in God's work as the church of Christ. The church is entrusted with different gifts so that we can do God's work. There are different kinds of work, but in all of them and in everyone it is the same God at work. We must stay strong for God is with us.

Applying the Lessons Learned

Divide the children into groups of around four. Have them share among each other their experiences of God working in their lives. Also have them discuss ways by which they can reach out to others. Ask them to roleplay how they can do this.

Recite a portion of the UCCP Statement of Faith:
"We believe that God is at work"



Closing Worship

Song and Offering: Pass the offering plate while singing, "Jesus Went About Doing Good"
(*Children Praise God*, p. 30)

Jesus went about doing good, Jesus went about doing good,
He told everyone God is love, God cares for you.

Jesus went about doing good, Jesus went about doing good,
He makes people well and he said, "God cares for you."

Jesus went about doing good, Jesus went about doing good,
He held children close and he said, "God cares for you."

Closing Prayer

Dear Lord, help us to remember that you are at work in our lives, trying to make us
into the kind of boys and girls you want us to be. Thank you for always being with
us, guiding us to always be a blessing to others also. In Jesus' name. Amen.

Announcements and Dismissal

Third Sunday after the Epiphany

January 27, 2019

LESSON 36: MAKING EACH PERSON A NEW BEING IN CHRIST AND THE WHOLE WORLD GOD'S KINGDOM

General Concept: God empowers us to live out Christ's way of life; we are new beings only in so far as we reflect in our life Christ's way of life: ensuring that God's rule of love, justice and peace becomes a reality.

Biblical References: Nehemiah 8:8-10; Luke 4:14-21; 1 Corinthians 12:12-31a

List of Lectionary Readings for the Week: Nehemiah 8: 1-3, 5-6, 8-10; Psalm 19; Luke 4:14-21; 1 Corinthians 12:12-31a

Age-Level Concepts

- Jesus is in our heart.
- We help and share because Jesus helps and cares for us.
- Our world is God's world.

Learning Objectives

By the end of the session, the learners are expected to

- Express how they think Jesus is in them
- Tell how they can help and share the way Jesus does
- Name acts of kindness they can do for people in need

Materials: The Holy Bible (preferably the New Revised Standard Version [NRSV]), song chart, offering plate or basket



Suggested Lesson Outline

Greeting Time

Welcome the learners with a warm smile. Remind them to do their small tasks.

Opening Song “Jesus Loves Me” (*Children Praise God*, p. 33)

Jesus loves me, this I know
For the Bible tells me so
Little ones to him belong
They are weak but he is strong.
Yes, Jesus loves me
Yes, Jesus loves me
Yes, Jesus loves me
The Bible tells me so.

Announcements and/or Birthday Greetings

Opening Prayer (Also pray for the birthday celebrant[s], if there are any.)

Getting Ready

Recite a portion of the UCCP Statement of Faith:

“We believe that God is at work to make each person a new being in Christ and
the whole world God’s Kingdom....”

Sing “Sumasaakin ang Espiritu ng Panginoon”

Sumasaakin ang Espiritu ng Panginoon,
Ako’y hinirang N’ya upang tumugon,
Sa daing ng mga aba at ihatid sa mga dukha,
Ang magandang balita ng Kaligtasan.

Learning Time

Discovering the Biblical Truth

Read Nehemiah 8:10; Luke 4:14-21; 1 Corinthians 12:27-31a

Tell the story.

The Holy Book Tells Jesus How to Help and Care

The people in Galilee knows what is going around their place. They even heard about Jesus who goes around teaching. People listen to him and praise him.

They heard Jesus is going to where he was born.

“What is he going to do there?” the people ask each other.

“Let’s go follow him. Let us see what he’s going to do in Nazareth,” they said.

When Jesus came to Nazareth, he went to the synagogue on a Sabbath Day.

Many came to see him. Inside the synagogue, Jesus stood up to read.

“The Spirit of the Lord is in me.

This is because God chose me to tell the Good News to the poor.

God sent me to tell the prisoners that they are free,



and to tell the blind that they can see again.
God sent me to free those who have been treated unfairly,
and to announce the time when the Lord will show kindness to his people.”

“Jesus is reading from Isaiah,” the people observed.
“So, what then?” one onlooker asked.
“Shhhhh! Look, he is about to say something,” another onlooker said.
Then they heard Jesus say, “What you are hearing now will come true.”

How can we be like Jesus? As the body of Christ, we must use our gifts to help and care for others, especially the needy, just as Jesus did.

Memory verse: Let the children say and memorize Luke 4:18a, “The spirit of the Lord is on me, because God chose me to preach good news to the poor.”

Lessons Learned

Ask the children

1. What book of the Bible did Jesus read from?
2. What instructions did He receive?
3. Who is in him that helps him do his work?
4. Since we are members of the body of Christ, what are we supposed to do too?
5. Can we help? How?

Say: Jesus is calling us, both children and adults, to participate in the ministry of the church. Those who believe in Christ would also do what Christ did. (Enumerate the things the children said they can do to help. Stress what is mentioned in Luke 4:18.)

Applying the Lessons Learned

Show and Tell. Show pictures of the different ministries of Jesus. Ask the children, “What do the pictures tell us?” Show pictures of the different ministries of the church and talk about them. Ask the children how they can help in these ministries.

Closing Worship

Song and Offering: Pass the offering plate while singing “Like Jesus” (*Children Praise God*, p. 214)

I want to be like Jesus, so good and loving too,
I want you to do for Jesus, what He would have me do.

Prayer

We thank You, Lord, for showing that You care for us. You sent Jesus to do great things and good works so that the poor and those in need are taken care of. Teach us to care also for others through the works that our church is doing. Amen.

Announcement and Dismissal



Fourth Sunday after the Epiphany

February 3, 2019

LESSON 37: GOD'S KINGDOM IS WHERE LOVE PREVAILS

General Concept: God's Kingdom is present where love for God and love for one another is made manifest.

Biblical References: Jeremiah 1:4-10; 1 Corinthians 13:1-13; John 13:34-35

List of Lectionary Readings for the Week: Jeremiah 1:4-10; Psalm 71:1-6; 1 Corinthians 13:1-13; Luke 4:21-30

Age-Level Concepts

- There is love in God's world.
- We love God.
- We love each other.

Learning Objectives

By the end of the session, the learners are expected to:

- Affirm that there is love in God's world
- Enumerate the ways they feel God's love for them
- State ways by which they can love one another

Materials: The Holy Bible (preferably the New Revised Standard Version [NRSV]), song chart, offering plate or basket, construction paper or any thick paper, scissors, pens, pencils and crayons

Suggested Lesson Outline

Greeting Time

Welcome the learners with a warm smile. Remind them to do their small tasks.

Opening Song "God is Love"

Praise God, praise God, all ye little children
God is love, God is love.
Praise God, praise God, all ye little children
God is love, God is love.

Love God, love God, all ye little children
God is love, God is love.
Love God, love God, all ye little children
God is love, God is love.

Announcements and/or Birthday Greetings

Opening Prayer (Also pray for the birthday celebrant[s], if there are any.)

Getting Ready

Sing "We are One in the Bond of Love"

We are one in the bond of love, we are one in bond of love
We have joined our spirits, with the Spirit of God
We are in the bond of love!



Recite a portion of the UCCP Statement of Faith:

“We believe that God is at work to make each person a new being in Christ and the whole world God’s Kingdom in which love... prevails.”

Learning Time

Read Jeremiah 1:4-10; 1 Corinthians 13:1-13; John 13:34-35

Loving God, Loving One Another

There is love in God’s world. God loves all of us. We love God and show it by loving each other.

God loves Jeremiah and chose Jeremiah. One day, as Jeremiah was doing his daily tasks, he suddenly heard a voice. It was God’s voice.

God said to him, “Before you were born, I chose you to do something special. You will speak for me to many people.”

Jeremiah said, “I am only a boy. I don’t know what to say.”

God answered, “Do not worry. I will be with you. I will keep you safe. I will protect you.”

Suddenly, God touched his hand to Jeremiah’s mouth.

Then God said, “See, I am now putting my words in your mouth. Starting today, you will do big things for me.” Jeremiah did what God has told him to do because he felt God’s love for him.

We love God by doing what God tell us to do. God tell us to love one another. This is how we show our love for God. God through Jesus gave us a new commandment or rule: “Just as I have loved you, you also should love one another.”

Rules are very important. Whether we are at school or play, there are rules that we must follow.

1. Don't talk without permission.
2. Listen when someone is speaking.
3. Stay in your seat.
4. Do your own work.
5. Follow directions.
6. Keep your desk neat and clean.
7. Be kind and respect one another.

These are all helpful rules. Which one of these rules do you think is the most important? (Allow some feedback.) We know that in the Bible there are many rules and commandments. Do you remember how many? (613) These are very many. Just remember and follow God’s new commandment: Love one another. It should not be difficult to follow all the other commandments.



Memory verse: Let the children say the verse found in 1 Corinthians 13: 13, “And now these three remain: faith, hope and love. But the greatest of these is love.”

Lessons Learned

Ask the children

1. Do you feel that there is love in God’s world? How?
2. How did God show God’s love for Jeremiah?
3. How do you think God shows God’s love for us today?
4. How can we show our love for God?
5. What are the ways by which we can love one another?

Tell the children: “Jeremiah was already loved by God before he was born. God so loved Jeremiah that God promised to protect him and keep him safe while doing a special task for God. We are also loved by God through those people who take care of us and keep us safe like our parents, brothers and sisters, teachers, friends and other people we know. We feel loved every day because in God’s world, there is love. We show our love for God by loving one another.”

Applying the Lessons Learned

Heart Memory Verse. Give each learner a piece of construction paper. Instruct them to fold it in half crosswise and to draw half a heart-shape starting and ending on the folded side of the paper. Have them cut on the outline while the paper is still folded. Have them open the cut-out shape of the heart, write the memory verse on it, and decorate it. Ask them to show their heart shape to the class.

Sing “Jesus Loves Me” (*Children Praise God*, p. 33)

Jesus loves me, this I know, for the Bible tells me so
Little ones to him belong, they are weak but he is strong.
Yes, Jesus loves me! Yes, Jesus loves me!
Yes, Jesus loves me, the Bible tells me so.

I love Jesus, does He know, have I ever told Him so,
Jesus likes to hear me say that I love Him, every day!
Yes, I love Jesus! Yes, I love Jesus!
Let’s love each other, so that He may know.

Closing Worship

Song and Offering: Pass the offering plate while singing, “Jesus Went About Doing Good”
Jesus went about doing good, the Bible tells me so:
He helped the sick and healed the blind,
To little children he was kind;
Jesus went about doing good, the Bible tells me so.

Closing Prayer

Dear God, we love you. Thank you, for loving us children like you love Jeremiah.
Thank you for loving us through our parents, brothers and sisters, relatives,



neighbors, friends and teachers. We are happy we live in Your world where there is love. Help us to love one another just as you love us. Amen.

Announcements and Dismissal

**Fifth Sunday after the
Epiphany**
February 10, 2019

LESSON 38: GOD'S KINGDOM IS WHERE JUSTICE PREVAILS

General Concept: God's Kingdom is present where justice rules, especially for the marginalized and oppressed.

Biblical References: Psalm 138: 5-6; Matthew 12:18-21; James 2: 1-4

List of Lectionary Readings for the Week: Isaiah 6:1-8, (9-13); Psalm 138; 1 Corinthians 15:1-11; Luke 5:1-11

Age-Level Concepts

- God is fair to all of us.
- God teaches us to be fair to others.

Learning Objectives

By the end of the session, the learners are expected to:

- Demonstrate through role-play what fairness is all about
- Share their feelings when they were treated unfairly
- Express that God is a fair God and wants us to be fair
- Practice fairness in their everyday life
- Tell others to treat their siblings, playmates, friends and schoolmates fairly

Materials: The Holy Bible (preferably the New Revised Standard Version [NRSV]), song chart, offering plate or basket, food (snacks)

Suggested Lesson Outline

Greeting Time

Welcome the learners with a warm smile. Remind them to do their small tasks.

Opening Song "Ang Umaga Ngayon" (*Children Praise God*, p. 92)

Ang umaga ngayon kay ganda, kay ganda
Ang umaga ngayon kay ganda, kay ganda
Tayo ay magsaya, magbigay ng ligaya
Ang umaga ngayon, kay ganda, kay ganda!

Announcements and/or Birthday Greetings

Opening Prayer (Also pray for the birthday celebrant[s], if there are any.)



Getting Ready

Sing "Tell Me Whose Side" (*Children Praise God*, p. 87)

Tell me whose side are you leaning on?
I'm leaning on the Lord's side.
Tell me whose side are you leaning on?
I'm leaning on the Lord's side.
I lean, I lean, I lean, I lean
I'm leaning on the Lord's side.
I lean, I lean, I lean, I lean
I'm leaning on the Lord's side!

Recite a portion of the UCCP Statement of Faith:

"We believe that God is at work to make each person a new being in Christ and the whole world God's Kingdom in which love and justice... prevail."

Learning Time

Read Psalm 138: 5-6; Matthew 12:18-21; James 2: 1-4.

Tell this interactive story with the children.

What Should We Do?

And God said, "I will put my Spirit on him, and he will proclaim justice to the nations."

Dear children who believe in our Lord Jesus Christ, do not think that some people are more important than others. What if someone comes into our church wearing very nice clothes and gold rings, and a poor person comes in wearing old, dirty clothes. What will you do?

(Have the children select roles [the rich person, the poor person, the other church-goers] and act-out what they think they should do.)

If you show special attention to the one wearing nice clothes, you say, "Please, sit here in this good seat." But if you say to the poor person, "Stand over there," or "Sit on the floor by my feet!" What are you doing? You are making some people more important than others. With bad thoughts you are deciding which person is better.

What should we do?

(Have the children role-play again and see if they will do things differently.)

Memory verse: Let the children say and memorize Psalm 138:5b-6, "Great is God's glory. God cares for the humble but stays away from the haughty."



Lessons Learned

Discuss:

1. What other words come to mind when we talk about justice?
2. Do you think there are people who are more important than others?
3. Did you do the right thing the first time you role-played in the story? Why?
4. Did you do the right thing the second time you role-played? Why?
5. What does God want us to do?

Applying the Lessons Learned

Practice Fairness

Divide the class into two groups:

Group 1 will go out and play.

Group 2 will remain inside the room and will have food.

After ten minutes ask those who were playing outside to come back to class.

Let the children speak and reflect.

After time for reflection, give Group 1 some food and let Group 2 go out to play.

Closing Worship

Song and Offering: Pass the offering plate while singing, "Faith in the Service of the People"

(*Children Praise God*, p. 192, chorus only)

Faith in the service of the people

Faith in the service of the poor

This is our response to the call of God

Faith in the service of the poor.

Prayer

God of justice, thank you for teaching us that being fair is what You would like us to be because You are a God who is fair and just. Help us, Lord, to be fair to our friends, family and neighbors. In Jesus' name. Amen.

Announcement and Dismissal

**Sixth Sunday after the
Epiphany**

February 17, 2019

LESSON 39: GOD'S KINGDOM IS WHERE PEACE PREVAILS

General Concept: God's Kingdom is present where all manifestations of peace is experienced.

Biblical References: Psalm 1:1-3; Luke 6:20-21; Matthew 5:9

List of Lectionary Readings for the Week: Jeremiah 17:5-10; Psalm 1; 1 Corinthians 15:12-20; Luke 6:17-26

Age-Level Concepts

- There is peace when all of us are safe.
- God wants all of us to be safe.



Learning Objectives

By the end of the session, the learners are expected to:

- Cull out some biblical concepts of peace
- Tell about manifestations of peace in our time
- Show how to be a peacemaker

Materials: The Holy Bible (preferably the New Revised Standard Version [NRSV]), song chart, offering plate or basket, dove cartolina cut-outs, markers, crayons, a hole puncher, ribbons

Suggested Lesson Outline

Greeting Time

Welcome the learners with a warm smile. Remind them to do their small tasks.

Opening Song “Payapa Tulad ng Dagat”

Payapa tulad ng dagat, tulad dagat
Payapa tulad ng dagat diwa ko.
Payapa tulad ng dagat, tulad dagat
Payapa tulad ng dagat diwa ko.

Malaya tulad ng ibon, tulad ng ibon
Malaya tulad ng ibon diwa ko.
Malaya tulad ng ibon, tulad ng ibon
Malaya tulad ng ibon diwa ko.

Announcements and/or Birthday Greetings

Opening Prayer (Also pray for the birthday celebrant[s], if there are any.)

Getting Ready

Sing “I’ve Got Peace Like a River” (*Children Praise God*, p. 89)

I’ve got peace like a river, I’ve got peace like a river
I’ve got peace like a river in my soul
I’ve got peace like a river, I’ve got peace like a river
I’ve got peace like a river in my soul

Recite a portion of the UCCP Statement of Faith:

“We believe that God is at work to make each person a new being in Christ and the whole world God’s Kingdom in which love, justice and peace prevail.”

Learning Time

Discovering the Biblical Truth

Read Psalm 1:1-3 and Luke 6: 20-21.



Tell the story.

Jesus Preaches Peace

Happy are those who delight in the law of the Lord.

So many people were gathered on a grassy meadow. They were there to listen to Jesus and to be healed. Jesus said some comforting words:

“Blessed are you who are poor, for yours is the kingdom of God. Blessed are you who are hungry now, for you will be filled. Blessed are you who weep now, for you will laugh.”

Sometimes, Jesus would say some difficult things. He taught things that were opposite to the ways of the people, especially the religious leaders. But Jesus was teaching about a different society. He wanted the people to learn about the Kingdom of God—He wanted them to know this is a place where people live in peace, are safe, and help one another. He wanted the people to know that they could experience this Kingdom on earth if they showed love for God and followed God’s will.

One of the ways to love God is to forgive. When your brother or sister or even your best friend hurts you, Jesus says forgive them. Sometimes this is a difficult thing to do because maybe you want to get back at them and make sure they hurt too. But Jesus says forgiving is better. This is a way to peace. This is a way to show love for others.

Memory verse: Matthew 5:9, “Blessed are the peacemakers, for they will be called children of God.”

Lessons Learned

Ask the learners to share and discuss:

1. What concepts of peace did we get from the biblical references read?
2. What are the ways by which we can have peace in our time?
3. According to the story, what is one way of showing love for God and for others?

Applying the Lessons Learned

Dove Bookmarks. Have the children write the memory verse on the dove cut-out that the teacher will supply. Have them decorate the dove cut-out, punch a hole on the top part, and put a ribbon.

Closing Worship

Song and Offering: Pass the offering plate while singing, “Let There Be Peace on Earth”

Let there be peace on earth and let it begin with me,
Let there be peace on earth, the peace that was meant to be,
With God as our Parent, children all are we,
Let us walk with each other in perfect harmony.
Let peace begin with me, let this be the moment now
With every step I take let this be my solemn vow,
To take each moment and live each moment in peace eternally



Let there be peace on earth, and let it begin with me.

Recite a portion of the UCCP Statement of Faith:

WE BELIEVE

In one God: Creator, Redeemer, and Sustainer, who provides order, purpose, meaning and fulfillment to all creation.

That in Jesus Christ, who has born of Mary, God become human and is Sovereign Lord of life and history.

That in the Holy Spirit, God is present in the world, empowering and guiding believers to understand and live out their faith in Jesus Christ.

WE BELIEVE

Persons are created in the image of God and destined to live in community with God, with other persons and with all creation.

That by disobedience, they have become sinful, but, by grace through faith, they are redeemed in Jesus Christ.

That being entrusted with God's creation, they are called to participate in the establishment of a just and compassionate social order.

WE BELIEVE

That the Church is the one Body of Christ, the whole community of persons reconciled to God through Jesus Christ and entrusted with God's ministry.

WE BELIEVE

That the Holy Bible is a faithful and inspired witness of God's self-revelation in Jesus Christ and in history to illumine, guide, correct and edify believers in their faith and witness.

WE BELIEVE

That God is at work to make each person a new being in Christ and the whole world God's Kingdom in which love, justice and peace prevail.

Prayer: Ask the children to paste their dove cut-outs on the Manila paper provided. The teacher will lead the prayer for peace.

Announcement and Dismissal



The Kingdom of God is present where faith in Jesus Christ is shared, where healing is given to the sick, where food is given to the hungry, where light is given to the blind, and where liberty is given to the captive and oppressed.

**Seventh Sunday after
the Epiphany**
February 24, 2019

LESSON 40: GOD'S KINGDOM IS WHERE FAITH IS SHARED

General Concept: The Kingdom of God is present where faith in Jesus Christ is shared.

Biblical References: Psalm 37:3-5; John 4: 4-42

List of Lectionary Readings for the Week: Genesis 45:3-11, 15; Psalm 37:1-11, 39-40; 1 Corinthians 15:35-38, 42-50;
Luke 6:27-38

Age-Level Concepts

- We pray to God.
- We pray together as a family.
- We go to Sunday School.

Learning Objectives

By the end of the session, the learners are expected to:

- Tell why it is important to trust in God
- Describe who Jesus is for them
- Relate what they would share about Jesus to others

Materials: The Holy Bible (preferably the New Revised Standard Version [NRSV]), song chart, offering plate or basket, coloring materials, picture of Jesus and the woman at the well (each learner should have a copy)

Suggested Lesson Outline

Greeting Time

Welcome the learners with a warm smile. Remind them to do their small tasks.

Opening Song "Here We Are" (*Children Praise God*, p. 171)

Here we are, here we are, here we are again
In our school, in our school, in our Sunday School
Hello, hello, hello, hello, hello.
We are the children, happy, kind and good.
We love our teachers and they love us too.

Announcements and/or Birthday Greetings

Opening Prayer (Also pray for the birthday celebrant[s], if there are any.)



Getting Ready

Sing, "It's a Great Thing to Praise the Lord" (*Children Praise God*, p. 142)

It's a great thing to praise the Lord
It's a great thing to praise the Lord
It's a great thing to praise the Lord
Walking in the light of God.
Walk, walk, walk, walk in the light
Walk, walk, walk, walk in the light
Walk, walk, walk, walk in the light
Walking in the light of God.

Recite a portion of the UCCP Statement of Faith:

"We believe that the Kingdom of God is present where faith in Jesus Christ is shared...."

Learning Time

Discovering the Biblical Truth

Read Psalm 37:3-5 and John 4: 4-30.

Listen to the story.

The Woman's Story

It is important to trust in the Lord and do good. God takes care of us.

Jesus loved to go places. He even went to places people did not want to go. One day, Jesus was thirsty from travel. He was in Samaria. His disciples were looking for food. He sat down beside a well.

Then came a woman who nobody among Jesus' people, the Jews, wanted to talk with. She was called a Samaritan.

Jesus asked, "Can you give me water please?"

The woman answered, "Why are you asking water from me. I thought you don't like us just like your people don't like us."

Jesus replied, "If you only knew who I was, you would ask for water that will not make you thirsty ever again."

The woman pleaded, "Can I have that water please?"

Jesus replied, "Go home and come back with your husband."

"But I don't have a husband," she said.

"I know," Jesus replied.

"You are a prophet. My grandparents told me that we used to worship here. Now we are not allowed anymore. They also told us about a Christ who is coming," she said.

"I tell you, you can worship God anywhere. And the one you talk about who is coming is me," Jesus said.

The woman went around and told the other Samaritans about Jesus. Many believed her story. Many wanted Jesus to stay with them. Many believed in Jesus.



Memory verse: Let the children say and memorize Psalm 37:5, "Depend on the Lord. Trust in God and God will take care of you."

Lessons Learned

Ask the learners:

1. Why is it important to trust in God?
2. Where was Jesus when he met the woman at the well?
3. What do you think did the Samaritan woman tell other people about Jesus?
4. Who is Jesus to you?
5. What would you tell your friends about Jesus?

Applying the Lessons Learned

Color a picture of Jesus and the Samaritan woman at the well. At the bottom of the picture, write what you would say about Jesus to a friend outside of Sunday School. Give the picture to this friend the next time you meet her or him.

Sing "I Love to Tell the Story" (*Hymnal of a Faith Journey*, p. 309)

Closing Worship

Song and Offering: Pass the offering plate while singing, "God is So Good" (*Children Praise God*, p. 142)

God is so good, God is so good
God is so good, God's so good to me.

God answers prayer, God answers prayer
God answers prayer, God's so good to me.

Prayer

Dear God, we trust in you. Please help us to do good. Thank you for taking care of us. Thank you that you bring us to Sunday School. We are happy to learn about stories of who Jesus is. We are thankful that we can worship You anywhere and at any time. Help us to tell others about Jesus so that we can live together in Your kingdom. Amen.

Announcement and Dismissal

**Transfiguration
Sunday**

Last Sunday before Lent
March 3, 2019

LESSON 41: GOD'S KINGDOM IS WHERE HEALING IS GIVEN TO THE SICK

General Concept: The Kingdom of God is present where those who are physically sick are given healing and wholeness; and where a society that is sick is healed and transformed.

Biblical References: Psalm 99:3; Luke 9:37-43a

List of Lectionary Readings for the Week: Exodus 34:29-35; Psalm 99; 2 Corinthians 3:12-4:2; Luke 9:28-36, (37-43a)



Age-Level Concepts

- God heals us.
- We help take care of the sick.
- We are happy when the sick is healed.

Learning Objectives

By the end of the session, the learners are expected to:

- Share about the time God healed them from sickness
- Enumerate ways by which they can help sick people
- Express thanks to God for healing

Materials: The Holy Bible (preferably the New Revised Standard Version [NRSV]), song chart, offering plate or basket

Suggested Lesson Outline

Greeting Time

Welcome the learners with a warm smile. Remind them to do their small tasks.

Opening Song “May Sampung Maysakit”

May sampung may sakit, pinagaling ni Jesus,
Ang siyam ay umalis, ang isa ang bumalik
At siya ay lumuhod sa paanan ni Jesus
At sinabi nya, “Salamat, po salamat po Jesus!”

Announcements and/or Birthday Greetings

Opening Prayer (Also pray for the birthday celebrant[s], if there are any.)

Getting Ready

Sing “Jesus Went About Doing Good”

Jesus went about doing good, the Bible tells me so
He healed the sick and healed the blind
To little children He was kind
He gave the hungry people food
He said to all, “Be kind and good!”
Jesus went about doing good, the Bible tells me so.

Recite a portion of the UCCP Statement of Faith:

“We believe that the Kingdom of God is present where faith in Jesus Christ is shared and where healing is given to the sick....”

Learning Time

Discovering the Biblical Truth

Read Psalm 99:3 and Luke 9:37-43a.



Tell this story.

Our Great God

Great is our God! Let them praise your great and awesome name—God is holy.

If you were sick, what would your parents do? If you just had a stomachache or a headache, they might give you some medicine and wait to see if it would make you feel better. But what if you didn't get better? What if you were so sick that your parents thought you might die? What would they do then? They would take you to the doctor right away! They would do everything possible to help you get well.

One day, as Jesus was coming down from a mountain, many people met him. "Teacher, I beg you, please look at my son, my only child. He screams and has convulsions, and he gets hurt. Your disciples could not heal him."

Jesus was angry because of this. "Bring your son here," Jesus said.

Just then, the boy convulsed again. But Jesus healed him and gave him back to his father. All the people were amazed at the greatness of God.

Memory verse: Let the children read and memorize Psalm 99:3, "Let them praise your great and awesome name—God is holy."

Lessons Learned

Ask the children

1. How do you feel when you are sick?
2. Who helped you get well?
3. Why do you think they wanted you to get well?
4. How do you think God would feel if children/people are sick?
5. What would you do when someone you love was sick?

Applying the Lessons Learned

Divide the learners into two groups. Ask each group to portray to the class:

1. How it is when one is sick, and
2. How they would help take care of a person who was sick.

Closing Worship

Song and Offering: Pass the offering plate while singing, "God is Good to Me"

God is good to me, God is good to me
He holds my hand and helps me stand
God is good to me.

Prayer

Dear God our Healer, we are thankful for the love that you have for us, your children. We remember today, Lord, those who are sick (mention the names). Please heal them from their sickness so that they can come again to our Sunday



School, so we can learn and play together again. Heal also other people in the world who are sick. We are happy and thankful that in Your Kin-dom, you want all to be well and happy. Teach us, Lord, to help those who are sick. In Jesus' name. Amen.

Announcement and Dismissal. Ask children to bring snacks next Sunday enough for sharing.

First Sunday in Lent

March 10, 2019

LESSON 42: GOD'S KINGDOM IS WHERE FOOD IS GIVEN TO THE HUNGRY

General Concept: The Kingdom of God is present where food is given to the hungry and the world's resources are equitably distributed.

Biblical References: Deuteronomy 26:9-11

List of Lectionary Readings for the Week: Deuteronomy 26:1-11; Psalm 91:1-2, 9-16; Romans 10:8b-13; Luke 4:1-13

Age-Level Concepts

- We thank God for the food.
- We share food with others.
- God wants us to share.

Learning Objectives

By the end of the session, the learners are expected to:

- Acknowledge God as the source and provider of our food
- Share food with others
- Express what they feel when they give/share food to others

Materials: The Holy Bible (preferably the New Revised Standard Version [NRSV]), song chart, offering plate or basket, food

Suggested Lesson Outline

Greeting Time

Welcome the learners with a warm smile. Remind them to do their small tasks.

Opening Song "God is So Good" (*Children Praise God*, p. 142)

God is so good, God is so good
God is so good, God is good to us.

Announcements and/or Birthday Greetings

Opening Prayer (Also pray for the birthday celebrant[s], if there are any.)

Sing the next stanza of "God is So Good" (*Children Praise God*, p. 142)

God answers prayer, God answers prayer
God answers prayer, God is good to us.



Getting Ready

Recite a portion of the UCCP Statement of Faith:

“We believe that the Kingdom of God is present where faith in Jesus Christ is shared, where healing is given to the sick, and where food is given to the hungry....”

Learning Time

Discovering the Biblical Truth

Read Deuteronomy 26:9-11.

Listen to the story.

In the Land Promised

Based on Deuteronomy 26:1-11

It’s Sunday. We are going to church. I was waiting for my sister to finish dressing up. I saw a picture on our wall of people crossing the Red Sea. I was wondering what it was like before in Bible times.

I asked my grandfather, “Lolo, what were people like in Bible times? How did they live?”

My grandfather started to tell me stories. He said, “God gave the people land. God wanted the people to have a good life on the land. People planted and gather their own food from the land. From their harvest, they offered to God in worship.”

My grandfather seemed to notice that I wanted more stories. He continued,” The people in Bible times tried not to forget their story. During worship and feasts, they always told their family how God saved them from Egypt. They were slaves before. They were made to suffer and work hard. They were treated badly so they cried out to God for help. God heard them and saw their trouble. God freed them and brought them to the land promised them.”

“So, that’s what the picture on the wall tries to tell us.” I exclaimed.

“Yes, that’s right!” grandfather replied. “Their life in the land God gave them was different from their life in Egypt. In the land God gave them, they had food to eat and land to own. They lived in peace.”

Memory verse: Let the children say and memorize Deuteronomy 26:9b, “God gave us this land where much food grows.”

Lessons Learned

Ask the learners

1. Do you know how it feels to be hungry? If so, how does it feel?
2. Have you experienced giving food to others?
3. How does it feel when you share with others?
4. How do you think God would feel if children/people are hungry?
5. What would God have us do to help?



Applying the Lessons Learned

Agape Meal. Everyone sits at the table to share food together. Those who brought their own snacks for sharing are enjoined to bring these with them to the table.

Sing "God Gives Us Food" (To the tune of "God is So Good")

God gives us food, God gives us food

God gives us food, God gives food to all.

Prayer for Food

Thank you, Lord, for everything we receive

For giving us food to eat

For the hands that prepared these with care

Teach us always to love and share. Amen.

After saying the prayer, teacher will divide the food so that everyone has a share. While eating, talk about how each one feels about sharing food.

Closing Worship

Song and Offering: Pass the offering plate while singing, "I'm Giving" (*Children Praise God*, p. 112)

I'm giving, I'm giving, because I love Jesus

I'm giving, I'm giving because I love Him

I'm sharing, I'm sharing, because I love Jesus

I'm sharing, I'm sharing, because I love Him.

Closing Prayer

Dear God, thank you for teaching us to always share. May we be a blessing to everyone we meet each day. May hunger and need be no more in your Kin-dom. Amen.

Announcements and Dismissal

Second Sunday in Lent

March 17, 2019

LESSON 43: GOD'S KINGDOM IS WHERE LIGHT IS GIVEN TO THE BLIND

General Concept: The Kingdom of God is present where the physically blind is given sight and those who are blind to society's realities are enlightened.

Biblical References: Isaiah 35:5; Psalm 27:1; John 9:1-25

List of Lectionary Readings for the Week: Genesis 15:1-12, 17-18; Psalm 27; Philippians 3:17-4:1; Luke 13:31-35

Age-Level Concepts

- Some people have eyes that can see, some people are blind.
- There are kinds of blindness that can be cured.
- We can help those who cannot see appreciate the world around us.



Learning Objectives

By the end of the session, the learners are expected to:

- Affirm that sin is not the cause of blindness
- Understand that not all blindness can be cured
- Suggest ways to help the blind appreciate the world around us

Materials: The Holy Bible (preferably the New Revised Standard Version [NRSV]), song chart, offering plate or basket, half of a coconut shell or any old unused container with mud in it, blindfolds for half of the class

Suggested Lesson Outline

Greeting Time

Welcome the learners with a warm smile. Remind them to do their small tasks.

Opening Song "Tell Me the Stories of Jesus" (*Children Praise God*, p. 29)

Tell me the stories of Jesus I love to hear
Things I would ask him to tell me if He were here
Scenes by the wayside, tales of the sea
Stories of Jesus, tell them to me.

Announcements and/or Birthday Greetings

Opening Prayer (Also pray for the birthday celebrant[s], if there are any.)

Getting Ready

Read Isaiah 35:5a, "Then the eyes of the blind shall be opened...."

Recite a portion of the UCCP Statement of Faith:

"We believe that the Kingdom of God is present where... light is given to the blind...."

Learning Time

Read John 9:5-7

Tell this story using the mud as props.

I Can See!

Based on John 9:1-25

Jesus was walking with his disciples when they saw a man who had been blind since birth. The disciples thought that the man was blind because he or his parents had sinned, but Jesus told them, "It is not because of his sins or his parents' sins. This happened so that the power of God could be seen in his life."



Then Jesus knelt down, spit on the ground, and stirred up some mud. (Show the mud in the coconut shell or old container.) He took the mud and put it on the blind man's eyes. He told him, "Go wash yourself in the pool of Siloam."

The man went and washed the mud from his eyes and when he came back, he could see!

Everyone was happy that the man could now see, except for the Pharisees! These were the church leaders of Jesus' time. Do you know why they were not happy? It was because Jesus healed the blind man on the Sabbath. The Pharisees thought it was a sin to do anything on the Sabbath, even if it was to help someone in need. They were more concerned with keeping their religious laws than they were with helping people. The Pharisees called Jesus a sinner.

"I don't know whether he is a sinner," the man replied. "But I do know this: I was blind, and now I can see!"

Memory verse: Let the children say and memorize Psalm 27:1, "The Lord is my light and my salvation...."

Lessons Learned

Discuss:

1. Is sin the cause of blindness?
2. What are the causes of blindness?
3. Can all blindness be cured?
4. How can we help those who cannot see appreciate God's creation?

Applying the Lessons Learned

Form dyads. One of the pairs will be blindfolded and will be guided by her or his partner outside of the classroom to where there is beautiful scenery. The seeing partner describes what she or he can see to the blindfolded partner. Go back inside and process what all the learners felt, both the blindfolded and the seeing.

Recite a portion of the UCCP Statement of Faith:

"We believe that the Kingdom of God is present where faith in Jesus Christ is shared, where healing is given to the sick, where food is given to the hungry, and where light is given to the blind...."

Closing Worship

Sing "Open My Eyes that I May See"

Open my eyes, that I may see glimpses of truth you have for me;
place in my hands the wonderful key that shall unlock and set me free.
Silently now, on bended knee, ready I wait your will to see;
open my eyes, illumine me, Spirit divine!

Offering



Closing Prayer

Loving God, we are here today all in need of the healing touch of Jesus. We thank you for the gift of sight. May we be a blessing to all that need our help. We pray that you continue to help us change for the better. In Jesus' name we pray. Amen.

Announcements and Dismissal

Third Sunday in Lent

March 24, 2019

LESSON 44: GOD'S KINGDOM IS WHERE LIBERTY IS GIVEN TO THE CAPTIVE AND OPPRESSED

General Concept: The Kingdom of God is present where those unjustly prisoned are set free and the oppressed delivered from the tyrants; this we proclaim as Christ's disciples.

Biblical References: Exodus 3:7-10; Isaiah 55:7; Luke 4:18

List of Lectionary Readings for the Week: Isaiah 55:1-9; Psalm 63:1-8; 1 Corinthians 10:1-13; Luke 13:1-9

Age-Level Concepts

- We are free to be children.
- We enjoy playing with our friends.
- We want all children to be free.

Learning Objectives

By the end of the session, the learners are expected to:

- Assert that children need to be free
- Affirm that children need to play
- Express their feelings when they are treated badly
- Ensure that they do not treat others badly
- Acknowledge the right of children to enjoy their childhood

Materials: The Holy Bible (preferably the New Revised Standard Version [NRSV]), song chart, offering plate or basket

Suggested Lesson Outline

Greeting Time

Welcome the learners with a warm smile. Remind them to do their small tasks.

Opening Song "Everyone Attend Our Sunday School" (*Children Praise God*, p. 172)

Everyone attend our Sunday School and we'll all be blessed,
We'll learn together of our faith in God, in Jesus Christ our Lord.
Together we will go, together we will grow
Together we will glow; grow as community of faith.

Announcements and/or Birthday Greetings



Opening Prayer (If there is a birthday celebrant, pray for her or him also.)

Getting Ready

Sing, "I'm Free"

I'm free, I'm free, I'm free to be the servant of the Lord
I'm free, I'm free, I'm free to be the servant of the Lord
God taught me how to praise, God taught me how to sing a song
God taught me how to love, I'm free to be the servant of the Lord!

Recite a portion of the UCCP Statement of Faith:

"We believe that the Kingdom of God is present where faith in Jesus Christ is shared, where healing is given to the sick, where food is given to the hungry, where light is given to the blind, and where liberty is given to the captive and oppressed."

Learning Time

Discovering the Biblical Truth

Read Exodus 3:7-10; Isaiah 55:7

Get Them Out!

God does not allow the wicked and the unrighteous to have their way; they must ask for forgiveness from the Lord.

Moses was a good and righteous man. God chose him. God talked to him one day while he was taking care of the sheep.

God said, "Moses, I am going to send you to Egypt."

Moses said, "Why me, Lord? Why are you sending me to Egypt? I don't want to go back there. It is a terrible place."

God said, "I see my people are suffering in Egypt. It hurts me to see them in pain. They are crying out to me. Men, women, children are being treated badly. I cannot bear seeing them that way. I have to help them. I have to get them out of there."

Moses argued, "If I get them out, where am I going to take them?"

"Bring them to this big and good land. It is flowing with milk and honey," God said.

Memory verse: Let the children say and memorize Luke 4:18b, "God has sent me to proclaim freedom for the prisoners... to set the oppressed free."

Lessons Learned

Ask and discuss with the children

1. God does not allow bad people to do bad. What do they need to do?
2. Why did God choose Moses?
3. What was happening in Egypt?



4. What does God need to do through Moses?
5. Why is it important for people to be free?
6. How does it feel when somebody does bad things to you?
7. How does it feel when you make fun of or do bad things to others?
8. Who helps you when somebody treats you bad or makes fun of you?
9. What are the things you like to do best?
10. As children shouldn't you be allowed to enjoy doing these things?

Tell them: God loves to see you children enjoying your childhood. Children grow to the fullest when you are free. Freedom is God's will for all of us.

Applying the Lessons Learned

Have the children list down in their notebooks or journals the things that they enjoy doing. Have them mark with an asterisk (*) their favorite or the thing that they enjoy doing the most.

Children Freedom Placards. Group the class into three. Assign the following slogans to each group:

- God loves to see us enjoying childhood!
- Children grow to the fullest when we are free!
- Freedom is God's will for children!

Have each group write the slogans in big letters on big pieces of cardboard using wide-tipped markers or poster paint. Have each individual write around the slogan in smaller letters their one favorite thing to do. Have the groups decorate their placards and hang them up where everybody could see them.

Closing Worship

Recite a portion of the UCCP Statement of Faith:

WE BELIEVE

In one God: Creator, Redeemer, and Sustainer, who provides order, purpose, meaning and fulfillment to all creation.

That in Jesus Christ, who has born of Mary, God become human and is Sovereign Lord of life and history.

That in the Holy Spirit, God is present in the world, empowering and guiding believers to understand and live out their faith in Jesus Christ.

WE BELIEVE

Persons are created in the image of God and destined to live in community with God, with other persons and with all creation.

That by disobedience, they have become sinful, but, by grace through faith, they are redeemed in Jesus Christ.

That being entrusted with God's creation, they are called to participate in the establishment of a just and compassionate social order.



WE BELIEVE

That the Church is the one Body of Christ, the whole community of persons reconciled to God through Jesus Christ and entrusted with God's ministry.

WE BELIEVE

That the Holy Bible is a faithful and inspired witness of God's self-revelation in Jesus Christ and in history to illumine, guide, correct and edify believers in their faith and witness.

WE BELIEVE

That God is at work to make each person a new being in Christ and the whole world God's Kingdom in which love, justice and peace prevail.

The Kingdom of God is present where faith in Jesus Christ is shared, where healing is given to the sick, where food is given to the hungry, where light is given to the blind, and where liberty is given to the captive and oppressed.

Sing again, "I'm Free"

I'm free, I'm free, I'm free to be the servant of the Lord
I'm free, I'm free, I'm free to be the servant of the Lord
God taught me how to praise, God taught me how to sing a song
God taught me how to love, I'm free to be the servant of the Lord!

Song and Offering: Pass the offering plate while singing, "I'm Giving"

I'm giving, I'm giving, because I love Jesus,
I'm giving, I'm giving, because I love God.

Prayer

We are grateful to know that You love us and that You love to see us enjoying our childhood. Thank you for reminding us that children grow to the fullest when we are free. Thank you for telling us that freedom is Your will for all of us. Teach us to uphold this in us and in others at home, in school and in church. Amen.

Announcement and Dismissal

Fourth Sunday in Lent

March 31, 2019

LESSON 45: GOD PROVIDES FOR OUR NEEDS AND WE ARE THANKFUL

General Concept: As a compassionate God, God provides for our basic needs of food, shelter and unconditional love.

Biblical References: Joshua 5:11-12

List of Lectionary Readings for the Week: Joshua 5:9-12; Psalm 32; 2 Corinthians 5:16-21; Luke 15:1-3, 11b-32

Age-Level Concepts

- God provides food and shelter.



- God loves unconditionally.
- We are thankful to God.

Learning Objectives

By the end of the session, the learners are expected to:

- Tell how God provides for their needs through their family
- Feel God's love through family and friends
- Thank God for love and for providing for their needs

Materials: The Holy Bible (preferably the New Revised Standard Version [NRSV]), song chart, offering plate or basket, bond paper, coloring materials

Suggested Lesson Outline

Greeting Time

Welcome the learners with a warm smile. Remind them to do their small tasks.

Opening Song "Welcome" (*Children Praise God*, p. 67)

Welcome, welcome all of you; glad you are with us
Shake hands, no need to be blue, welcome to you!

Thank God, thank God, all of you; blessings overflow
Fold hands, pray in gratitude for boundless love.

Announcements and/or Birthday Greetings

Opening Prayer (If there is a birthday celebrant, pray for her or him also.)

Getting Ready

Sing, "It Could Be a Wonderful World" (*Children Praise God*, p. 187)

If each little child could have fresh milk each day,
If each worker just had enough time to play,
If each homeless person had some place to stay,
It could be a wonderful world.

If we could consider each other, a neighbor, friend, sister or brother
It could be a wonderful, wonderful world. It could be a wonderful world.

Recite a portion of the UCCP Statement of Faith:

WE BELIEVE

In one God: Creator, Redeemer, and Sustainer, who provides order, purpose,
meaning and fulfillment to all creation.

That in Jesus Christ, who has born of Mary, God become human and is Sovereign
Lord of life and history.

That in the Holy Spirit, God is present in the world, empowering and guiding
believers to understand and live out their faith in Jesus Christ.



WE BELIEVE

Persons are created in the image of God and destined to live in community with God, with other persons and with all creation.

That by disobedience, they have become sinful, but, by grace through faith, they are redeemed in Jesus Christ.

That being entrusted with God's creation, they are called to participate in the establishment of a just and compassionate social order.

WE BELIEVE

That the Church is the one Body of Christ, the whole community of persons reconciled to God through Jesus Christ and entrusted with God's ministry.

WE BELIEVE

That the Holy Bible is a faithful and inspired witness of God's self-revelation in Jesus Christ and in history to illumine, guide, correct and edify believers in their faith and witness.

WE BELIEVE

That God is at work to make each person a new being in Christ and the whole world God's Kingdom in which love, justice and peace prevail.

The Kingdom of God is present where faith in Jesus Christ is shared, where healing is given to the sick, where food is given to the hungry, where light is given to the blind, and where liberty is given to the captive and oppressed.

Learning Time

Discovering the Biblical Truth

Read Joshua 5:11-12.

Listen to this story.

Food from Heaven

The Israelites traveled many years through the desert. God provided them food and water while traveling. Others died on their way to the Promised Land. Many did not see what it looked like. Now, they are about to enter it. Joshua, their leader, is preparing the people for battle. While they made camp near the city where they are going to enter, they celebrated a feast.

Joshua said, "Today we are going to eat the food that this land will give us. This is what God has promised to us."

The next day, the food from heaven that they had been eating for a long time stopped coming.

Memory verse: Let the children say and memorize Joshua 5:11b, "...On that very day, they ate the produce of the land...."



Lessons Learned

Discuss with the children

1. Do you think God provides for our needs? How?
2. How does your family show their love for you?
3. Do you agree that God's love can be felt through the love of our family and friends?

Applying the Lessons Learned

Let the children draw their family dining table. Let them include where family members are usually seated. Ask them to tell the class what food they usually eat together.

Closing Worship

Song and Offering: Pass the offering plate while singing "God Loves" (*Children Praise God*, p. 63)

God loves us, God loves us
We are happy, oh so happy
God loves us.

Prayer

Thank You, God, for providing for our needs every day. Thank you for family and friends and the love that we share. Thank You for loving us and always being with us. Amen.

Announcement and Dismissal

Fifth Sunday in Lent

April 7, 2019

LESSON 46: GOD DOES GREAT THINGS FOR US AND WE ARE THANKFUL

General Concept: We are thankful for God's compassionate deeds for God's people.

Biblical References: Isaiah 43:16-21; Psalm 126

List of Lectionary Readings for the Week: Isaiah 43:16-21; Psalm 126; Philippians 3:4b-14; John 12:1-8

Age-Level Concepts

- God does good deeds for us.
- God protects us.
- God forgives us when we do wrong.
- We are happy and thankful.

Learning Objectives

By the end of the session, the learners are expected to:

- Tell some of the good deeds God has done for God's people in the Bible
- Tell some of the things God has done for them
- Apologize for the wrong done
- Express thanks to God for all the good deeds God does



Materials: The Holy Bible (preferably the New Revised Standard Version [NRSV]), song chart, offering plate or basket, pictures mentioned in *Discovering the Biblical Truth*

Suggested Lesson Outline

Greeting Time

Welcome the learners with a warm smile. Remind them to do their small tasks.

Opening Song "Sing A Little Song" (*Children Praise God*, p. 85)

Sing a little song to Jesus, you'll be right

Sing a little song to Jesus, you'll be right

Phewa, phewa, hatunao, phewa, phewa, kiwahu

Sing a little song to Jesus, you'll be right.

(Repeat two more times, replacing the underlined with the following:

Say a little prayer

Read a little verse)

Announcements and/or Birthday Greetings

Opening Prayer (If there is a birthday celebrant, pray for her or him also.)

Getting Ready

Sing, "I Give Thanks" (*Children Praise God*, p. 51)

I thank God for my father and my mother,

My sisters and my brothers,

Who join themselves with me,

To make my family.

Recite a portion of the UCCP Statement of Faith:

WE BELIEVE

In one God: Creator, Redeemer, and Sustainer, who provides order, purpose, meaning and fulfillment to all creation.

That in Jesus Christ, who has born of Mary, God become human and is Sovereign Lord of life and history.

That in the Holy Spirit, God is present in the world, empowering and guiding believers to understand and live out their faith in Jesus Christ.

WE BELIEVE

Persons are created in the image of God and destined to live in community with God, with other persons and with all creation.

That by disobedience, they have become sinful, but, by grace through faith, they are redeemed in Jesus Christ.

That being entrusted with God's creation, they are called to participate in the establishment of a just and compassionate social order.

WE BELIEVE

That the Church is the one Body of Christ, the whole community of persons reconciled to God through Jesus Christ and entrusted with God's ministry.



WE BELIEVE

That the Holy Bible is a faithful and inspired witness of God's self-revelation in Jesus Christ and in history to illumine, guide, correct and edify believers in their faith and witness.

WE BELIEVE

That God is at work to make each person a new being in Christ and the whole world God's Kingdom in which love, justice and peace prevail.

The Kingdom of God is present where faith in Jesus Christ is shared, where healing is given to the sick, where food is given to the hungry, where light is given to the blind, and where liberty is given to the captive and oppressed.

Learning Time

Discovering the Biblical Truth

Read Isaiah 43:19-21 and Psalm 126:3.

Picture Study. Show pictures to the children and ask them to tell what they see.

- The Hebrews crossing the Red Sea
- God's provision of manna and water
- People walking around the walls of Jericho
- People planting and harvesting in Canaan

Memory verse: Let the children say and memorize Psalm 126:3 "God has done great things for us, and we are very glad."

Lessons Learned

Ask the children

1. How did God show compassion and protection to Israel?
2. How do you think God shows compassion and protection to us?

Applying the Lessons Learned

Let the children say what they are thankful for. Let them say, "Thank you God for _____."

Closing Worship

Song and Offering: Pass the offering plate while singing "I'm Giving"

I'm giving, I'm giving because I love Jesus,
I'm giving, I'm giving because I love God.

I'm sharing with others because I am thankful,
I'm sharing God's blessings to spread God's Good News.

Prayer

Thank You, God, for the great things you've done for Your people. Even if we always commit mistakes, You continue to forgive and protect us. We apologize for all the wrong we have done. Teach us always to be thankful to You. Amen.



Announcement and Dismissal

Liturgy of the Palms

April 14, 2019

Sixth Sunday in Lent

LESSON 47: GOD SAVES US AND WE ARE THANKFUL

General Concept: God loves us and saves us and we see this in the life of Jesus.

Biblical References: Psalm 118:1-2, 19-29; Luke 19:28-40

List of Lectionary Readings for the Week: Psalm 118:1-2, 19-29; Luke 19:28-40

Age-Level Concepts

- Jesus loves me.
- Jesus loves other people too.
- Jesus is our Savior.

Learning Objectives

By the end of the session, the learners are expected to:

- Say that Jesus is their Savior
- Tell why Jesus saves the people including children

Materials: The Holy Bible (preferably the New Revised Standard Version [NRSV]), song chart, offering plate or basket, picture of Jesus entering Jerusalem, coloring materials

Suggested Lesson Outline

Greeting Time

Welcome the learners with a warm smile. Remind them to do their small tasks.

Opening Song “Ho-Ho-Ho-Hosanna!” (*Children Praise God*, p. 84)

Ho-ho-ho-hosanna, ha-ha-ha-halleluia

He-he-he-he saved me, I have the joy of the Lord.

“This is the Day”

This is the day, this is the day that the Lord has made, that the Lord has made!

We will rejoice, we will rejoice and be glad in it, and be glad in it!

For this is the day that the Lord has made; we will rejoice and be glad in it.

This is the day, this is the day that the Lord has made.

Come unto Me, come unto Me, o my people, come, o my people come!

Sing praise to God, sing praise to God! I will make you one, I will make you one.

Come unto Me, o my people, come! Sing praise to God! I will make you one.

Come unto Me, come unto Me, o my people, come!



Announcements and/or Birthday Greetings

Opening Prayer (If there is a birthday celebrant, pray for her or him also.)

Getting Ready

Sing, "Jesus Loves Me" (*Children Praise God*, p. 33)

Jesus loves me, this I know, for the Bible tells me so
Little ones to him belong, they are weak but he is strong.
Yes, Jesus loves me! Yes, Jesus loves me!
Yes, Jesus loves me, the Bible tells me so.

I love Jesus, does He know, have I ever told Him so,
Jesus likes to hear me say that I love Him, every day!
Yes, I love Jesus! Yes, I love Jesus!
Let's love each other, so that He may know.

Recite a portion of the UCCP Statement of Faith:

WE BELIEVE

In one God: Creator, Redeemer, and Sustainer, who provides order, purpose, meaning
and fulfillment to all creation.

That in Jesus Christ, who has born of Mary, God become human and is Sovereign Lord of
life and history.

That in the Holy Spirit, God is present in the world, empowering and guiding believers to
understand and live out their faith in Jesus Christ.

WE BELIEVE

Persons are created in the image of God and destined to live in community with God,
with other persons and with all creation.

That by disobedience, they have become sinful, but, by grace through faith, they are
redeemed in Jesus Christ.

That being entrusted with God's creation, they are called to participate in the
establishment of a just and compassionate social order.

WE BELIEVE

That the Church is the one Body of Christ, the whole community of persons reconciled
to God through Jesus Christ and entrusted with God's ministry.

WE BELIEVE

That the Holy Bible is a faithful and inspired witness of God's self-revelation in Jesus
Christ and in history to illumine, guide, correct and edify believers in their faith
and witness.

WE BELIEVE

That God is at work to make each person a new being in Christ and the whole world
God's Kingdom in which love, justice and peace prevail.



The Kingdom of God is present where faith in Jesus Christ is shared, where healing is given to the sick, where food is given to the hungry, where light is given to the blind, and where liberty is given to the captive and oppressed.

Learning Time

Discovering the Biblical Truth

Read Psalm 118:21, 23-29.

Listen to the story.

Jesus Saves Us

Based on Psalm 118:21, 23-29 Luke 19:28-40

Our life is in God's hands. God saves us from all that harms us. God helps us because God loves us. We must be thankful and happy. We must celebrate and praise our God. God's love continues forever and continues to teach us through Jesus.

When Jesus lived on the earth and went to Jerusalem for the last time, he entered it as a king. People spread their coats on the road, praising God in a loud voice saying, "Blessed is the king who comes in the name of the Lord! Peace in heaven and glory in the highest!" They waved palm branches.

The leaders in Jerusalem wanted to stop them. But Jesus told the Pharisees, "If they keep quiet the stones will cry out."

The people proclaimed who Jesus is: our Savior.

Memory verse: Let the children say and memorize Psalm 118:29b, "God's love continues forever."

Lessons Learned

Ask the children

1. Why did the people spread their cloaks on the road?
2. Why do you think Jesus saved us?
3. How did Jesus show his love to children?

Applying the Lessons Learned

Accompany the children around the neighborhood and assist them in looking for and getting palm branches.

When you get back to class, have each child wave her/his palm branch while saying loudly, "Jesus is my Savior. He saved me because he loves me."

Closing Worship

Song and Offering: Pass the offering plate while singing, "Jesus Loves the Little Children" (*Children Praise God*, p. 38)

Jesus loves the little children, all the children of the world
Shades of brown and black and white



We are precious in his sight
Jesus loves the little children of the world.

Prayer

Thank You, God, for giving us Your Son Jesus as our Savior. He gave his life for us because he loves us all. Every day, we will always say that Jesus is our Savior. Amen.

Announcement and Dismissal

WE BELIEVE

That the resurrection of Jesus Christ has overcome the power of death, gives assurance of life after death, and we look forward to His coming again in all fullness and glory to make all creation new and to gather all the faithful under God's Kingdom. Amen.

Resurrection of the Lord

April 21, 2019

Easter Day

LESSON 48: THE RESURRECTION OF JESUS CHRIST

General Concept: The ruling authorities nailed Jesus to the cross, but God raised him from the dead to demonstrate the power of God over the principalities and powers of the world.

Biblical References: Psalm 118:1-2; John 20:1-10

List of Lectionary Readings for the Week: Acts 10:34-43; Psalm 118:1-2, 14-24; I Corinthians 15:20-26; John 20:1-18

Age-Level Concepts

- Jesus died on the cross.
- Jesus lives again.
- God is powerful.

Learning Objectives

By the end of the session, the learners are expected to:

- Tell that even though Jesus was nailed to the cross and died, He lives again
- Express thanks that Jesus is a living God
- Explain God's power over death through the Resurrection story

Materials: The Holy Bible (preferably the New Revised Standard Version [NRSV]), song chart, offering plate or basket, coloring materials, picture of the empty tomb (each learner should have a copy), word puzzle

Suggested Lesson Outline

Greeting Time

Welcome the learners with a warm smile. Remind them to do their small tasks.

Opening Song Song "Alive, Alive!" (*Children Praise God*, p. 88)
Alive, alive, alive forevermore!



My Jesus is alive, alive forevermore!
Alive, alive, alive forevermore!
My Jesus is alive!
Sing halleluiah, sing halleluiah!
My Jesus is alive forevermore!
Sing halleluiah, sing halleluiah!
My Jesus is alive!

Announcements and/or Birthday Greetings

Opening Prayer (If there is a birthday celebrant, pray for her or him also.)

Getting Ready

Sing, "Ako'y Buhay, Gising, Mulat" (tune: "I'm Alive, Alert, Awake, Enthusiastic")

Ako'y buhay, gising, mulat, nakikibaka
Ako'y buhay, gising, mulat, nakikibaka
Ako'y buhay, gising, mulat; mulat, gising, buhay
Ako'y buhay, gising, mulat, nakikibaka!

Recite a portion of the UCCP Statement of Faith:

"We believe in the resurrection of Jesus Christ...."

Learning Time

Discovering the Biblical Truth

Read Psalm 118:1-2.

Listen to the story.

The Tomb is Empty!

Based on John 20:1-18

It was a gloomy day for Mary and her friends. Jesus had died and had already been buried for three days.

Mary thought, "Today, I will visit the place where Jesus is buried. I wonder where I can find our other friends."

As Mary came nearer to the entrance, she saw that the stone cover was gone. So, she went back running to Simon Peter.

"Jesus is gone. Somebody must have removed his body. Where can it be?" she shouted. Simon Peter and another disciple went running to see if it was true. The other disciple ran faster than Simon Peter and reached the grave first. He looked in and saw the strips of cloth. He never went inside. Simon Peter soon arrived and went inside.

"Jesus is not here. Only the cloth which was wrapped around him," Simon Peter said.

The other disciple also went in and saw what Peter had seen.

"He is not here," both of them said. Then they went home.

But Mary stayed there, crying.

Then, she saw two angels. "Why are you crying?" They asked.



"They have taken away my Lord," Mary answered. She looked around and there was Jesus.

Jesus said, "Why are you crying? Who are you looking for?"

Mary said, "Sir, tell me where he is." She said this because she did not recognize Jesus.

"Mary!" Jesus called her.

Mary looked again. "Teacher!" She was surprised.

Mary ran to tell the other disciples, "I have seen the Lord!" She also told them what Jesus had said.

Memory verse: Let the children say and memorize John 20: 18b, "I have seen the Lord!"
And she told them that he had said these things to her."

Lessons Learned

Ask the children

1. What did the friends of Jesus see inside the tomb?
2. What do you think happened to Jesus?
3. Do you believe that Jesus is alive? Why?
4. Do you think that God has power over death? How?

Applying the Lessons Learned

Do the word puzzle and color the image.



"He has risen! He is not here."
Mark 16:6

DRAK

1				

TIRSF

2		3			

KEWE

4				

WMOAN

					5

1	2	3	4	5

Closing Worship

Song and Offering: Pass the offering plate while singing, "God's Got the Whole World"
(*Children Praise God*, p. 140)

God's got the whole world in God's hands
God's got the whole world in God's hands
God's got the whole world in God's hands
God's got the whole world in God's hands.



Prayer

We thank you, Lord, that you are not dead but alive and always there for us. We serve a risen Savior, halleluia! Bless our offering and bless the hands that give with joy. We will tell others that you are alive and promise to be there for them also. Amen.

Announcements and Dismissal. Ask the children to bring empty shoe boxes or any medium-sized box next Sunday and used gift wrappers.

**Second Sunday of
Easter**

April 28, 2019

LESSON 49: JESUS CHRIST'S RESURRECTION OVERCOMES THE POWER OF DEATH

General Concept: The resurrection of Jesus has overcome death and gives strength and courage to proclaim the gospel amidst adversities.

Biblical References: John 20:19-31

List of Lectionary Readings for the Week: Acts 5:27-42; Psalm 118:14-29; Revelation 1:4-8; John 20:19-31

Age-Level Concepts

- Jesus loves us.
- Jesus' love can help us not be sad and afraid.
- We can help others not be sad and afraid.

Learning Objectives

By the end of the session, the learners are expected to:

- Share experiences of the times when they felt the love of Jesus
- Express that Jesus' love can take away their fears and sadness
- Tell how they can show love to others and help them not be sad and afraid
- Sympathize with how others feel

Materials: The Holy Bible (preferably the New Revised Standard Version [NRSV]), song chart, offering plate or basket, empty shoe boxes or any medium-sized box, scraps of colored paper and used gift wrappers, glue or paste, ¼ pieces of paper, a pencil for each child

Suggested Lesson Outline

Greeting Time

Welcome the learners with a warm smile. Remind them to do their small tasks.

Opening Song "Ang Umaga Ngayon" (*Children Praise God*, p. 92)

Ang umaga ngayon kay ganda, ganda
Ang umaga ngayon kay ganda, ganda
Tayo ay magsaya, magbigay ng ligaya
Ang umaga ngayon kay ganda, ganda!



Announcements and/or Birthday Greetings

Opening Prayer (If there is a birthday celebrant, pray for her or him also.)

Getting Ready

Sing "The Love of Jesus Sweet and Marvelous"

The love of Jesus sweet and marvelous
The love of Jesus sweet and marvelous
The love of Jesus sweet and marvelous
Oh, oh marvelous love!
Higher than the mountains
Deeper than the ocean
Wider than the universe
Oh, oh marvelous love!

"God in the Family" (*Children Praise God*, p. 50)

When the child is kind, God is there
When a parent loves, God is there
When a fam'ly works, God is there
When the fam'ly prays, God is there.

When we are afraid, God's with us
When we are ashamed, God's with us
When we are in pain, God's with us
When we feel alone, God's with us.

Recite a portion of the UCCP Statement of Faith:

"We believe that the resurrection of Jesus Christ has overcome the power of death...."

Learning Time

Discovering the Biblical Truth

Read Psalm 118: 14-17.

Listen to the story.

Unless I See

Based on John 20:19-31

Jesus' disciples were hiding. They were afraid of the people that had Jesus caught and killed. They were so sad Jesus died.

One night, while they were having a meeting in a locked room, Jesus came before them and said, "Peace be with you!"

He showed them his wounds in his hands and his side.

The disciples of Jesus said with joy, "It's Jesus. He is alive!"



Jesus answered, "As the Father sent me, I will also send you. I will give you the Holy Spirit. If you forgive anyone, then they are forgiven. If you do not forgive then they are not forgiven."

Thomas was not there to see Jesus. His friends told him what had happened. "I will only believe if I see the nail marks on his hands and touch them," Thomas told them.

One week after, they were eating together again. Thomas was with them. Jesus came again and stood before them.

Jesus said to Thomas, "Here put your finger to my hands and my sides. Now, you can believe."

Thomas said, "My Lord and my God."

Memory verse: Let the children say and memorize John 20: 19b, "Then Jesus came and stood among them. He said, 'Peace be with you!'"

Lessons Learned

Ask the learners

1. How do you think the disciples of Jesus felt when Jesus died?
2. What are those times when you feel sad and afraid? How did you cope?
3. What are those times when you feel the love of Jesus?
4. What or who makes you brave and happy?
5. How can you show love to others and help them not be sad and afraid?

Applying the Lessons Learned

Jesus Loves Me Treasure Box. Have the children bring out the shoe boxes and used gift wrappers that they brought. Cut the used gift wrappers and colored paper into smaller scraps and set these at the center of the table. Have the children decorate their boxes by gluing the colorful scraps of paper on them. Have them decorate the lid separately. Place a new pencil inside each box with enough $\frac{1}{4}$ pieces of paper for children to write their prayer requests and their daily experiences of feeling the love of Jesus and place into the box. Children can take their boxes home and continue to use as they pray each day.

Closing Worship

Song and Offering: Pass the offering plate while singing "Alive, Alive!" (*Children Praise God*, p. 88)

Alive, alive, alive forevermore!
My Jesus is alive, alive forevermore!
Alive, alive, alive forevermore!
My Jesus is alive!
Sing halleluiah, sing halleluiah!
My Jesus is alive forevermore!
Sing halleluiah, sing halleluiah!
My Jesus is alive!



Prayer

Dear God, we are not afraid anymore because Jesus is alive. We believe that Jesus is Your Son. Jesus gave his life for us. Thank You, God, for loving us that You gave Jesus for us. We feel the love of Jesus every day. Teach us, Lord, to help others not be sad and afraid. Help us tell them that You are there for them also. Amen.

Announcement and Dismissal

Third Sunday of Easter

May 5, 2019

LESSON 50: JESUS CHRIST'S RESURRECTION GIVES ASSURANCE OF LIFE AFTER DEATH

General Concept: The resurrection of Jesus calls us to trust that God continues to journey with us in life, in death and beyond.

Biblical References: Psalm 30:4-5; John 21:1-19

List of Lectionary Readings for the Week: Psalm 30; Revelation 5:11-14; John 21:1-19; Acts 9:1-6, (7-20)

Age-Level Concept

- God is always with us.

Learning Objectives

By the end of the session, the learners are expected to:

- Identify situations when they feel God's presence
- Express thanks that God is with them always by caring for others

Materials: The Holy Bible (preferably the New Revised Standard Version [NRSV]), song chart, offering plate or basket

Suggested Lesson Outline

Greeting Time

Welcome the learners with a warm smile. Remind them to do their small tasks.

Opening Songs

"Alive, Alive!" (*Children Praise God*, p. 88)

Alive, alive, alive forevermore!

My Jesus is alive, alive forevermore!

Alive, alive, alive forevermore!

My Jesus is alive!

Sing halleluiah, sing halleluiah!

My Jesus is alive forevermore!

Sing halleluiah, sing halleluiah!

My Jesus is alive!

"Day by Day" (*Children Praise God*, p.112)

Day by day, I walk a little closer to my God

Day by day, day by day.



Day by day, I walk a little closer to my God
Day by day, day by day.
Where God leads me, I will follow
Where God sends me, I will go.

Announcements and/or Birthday Greetings

Opening Prayer (If there is a birthday celebrant, pray for her or him also.)

Getting Ready

Sing

“Ho-Ho-Ho-Hosanna!” (*Children Praise God*, p. 84)

“The Spirit of the Lord is in My Heart” (*Children Praise God*, p. 203)

When the spirit of the Lord is in my heart, I can preach like Peter preached
When the spirit of the Lord is in my heart, I can preach like Peter preached.
I can preach, O Lord, I can preach O Lord,
I can preach like Peter preached.
I can preach, O Lord, I can preach O Lord,
I can preach like Peter preached.

Recite a portion of the UCCP Statement of Faith:

“We believe that the resurrection of Jesus Christ has overcome the power of death and gives assurance of life after death....”

Learning Time

Discovering the Biblical Truth

Read Psalm 30:4-5.

Listen to the story.

No Fish?

Based on John 21: 1-17

It was night time. Peter got himself ready for fishing. His friends were already waiting for him at the seaside.

“Let’s go!” Peter’s friends shouted.

After spending the whole night fishing, they said, “Tonight is not a good night for us. No fish! No fish!”

They went towards the shore with a heavy heart that early morning. They did not notice the person standing on the beach.

The man said, “Friends, you have no fish, have you?”

They replied, “No, not even one.”

The man told them, “Throw your nets again to the sea. This time, throw them on the right side of the boat. You will catch some fish.”

They did what the man had told them. There were so many fish that the nets were very heavy. They cannot almost pull them out the water. The man was right.

Then the beloved disciple shouted, “It is the Lord!”



Peter quickly put his clothes on and jumped into the sea. The others came in the boat dragging the nets full of fish.

Jesus asked them to join him for breakfast. When they finished eating, Jesus asked Peter, "Peter, do you love me?"

He answered, "Yes, Lord, you know that I love you."

Jesus said, "Take care of my sheep."

Again, Jesus said, "Peter, do you love me?"

He answered, "Yes, Lord, you know that I love you."

Jesus said, "Take care of my sheep."

A third time Jesus said, "Peter, do you love me?"

Peter was hurt because Jesus asked him the third time. He said, "Lord, you know everything. You know that I love you!"

Jesus said to him, "Take care of my sheep."

Memory verse: Let the children say and memorize John 21:7, "The beloved disciple said, 'It is the Lord!'"

Lessons Learned

Discuss

1. In the story, how do you think Jesus' disciples felt when they were not able to catch fish?
2. Did the disciples right away recognize the person standing on the beach?
3. After a while, the beloved disciple recognized Jesus. Why do you think he recognized Jesus?
4. What should Jesus' disciples do to show that they love Jesus?
5. Do you think the disciples felt the presence of God in that situation?
6. In what ways do we feel the presence of God in our lives? (Let the children think about this for a moment. Each one will give her/his answer in the game that will follow.)
7. What can we do so that others may also feel God's presence in their lives? (Again, each one will give her/his answer in the game that will follow.)

Applying the Lessons Learned

A Caring Circle. Sit around in a circle and play this game. Teacher starts by tapping the shoulder of the child to her or his left and asking, "How do you feel God's presence?" Give time for the child to answer, then she or he then taps the shoulder of the child to her or his left while asking the same question. Continue around the circle until everyone has had a chance to answer, including teacher. Then the teacher says, "I thank God for being with us always by caring for others. I will do this by...." She or he gives a concrete act of caring for others. Teacher then taps the shoulder of the child to her or his right. The child who is tapped will say the same statement and say her or his caring act. Do this until everyone has spoken.

Closing Worship

Song and Offering: Pass the offering plate while singing, "Gladly Giving"

Giving, giving, gladly giving day by day

Giving, giving gladly day by day.



Caring, caring, gladly caring day by day
Caring, caring gladly day by day.

Prayer

We are so happy, dear God, that you are always with us whatever we do every day.
We thank you for our loving Savior, Jesus Christ. Help us to know you every day—in
school, in church and even when we play with friends and neighbors. Amen.

Announcement and Dismissal. Assignment for next Sunday: bring toys, books, canned goods
to be donated to children who are in need

Fourth Sunday of Easter
May 12, 2019

LESSON 51: WE LOOK FORWARD TO JESUS CHRIST'S COMING AGAIN

General Concept: We await Jesus Christ's return with anticipation and hope while continuing
to serve Christ by serving others: feeding the hungry, giving drink to the thirsty,
welcoming the stranger, clothing the naked, caring for the sick, visiting the prisoners.

Biblical References: Psalm 23; Revelation 7:15-17

List of Lectionary Readings for the Week: Psalm 23; Acts 9:36-43; John 10:22-30; Revelation 7:9-17

Age-Level Concepts

- We can help give food to the hungry and drink to the thirsty.
- We make friends with those who do not have friends.
- We can give clothes to those who have nothing and help care for the sick.

Learning Objectives

By the end of the session, the learners are expected to:

- Give food and other things to others in need
- Befriend someone who does not have a lot of friends
- Express satisfaction in being able to help
- Plan activities with children like them to show that they care for others

Materials: The Holy Bible (preferably the New Revised Standard Version [NRSV]), song chart, offering
plate or basket, the children's donations (last week's assignment), a box to hold the
donations

Suggested Lesson Outline

Greeting Time

Welcome the learners with a warm smile. Remind them to do their small tasks.

Opening Song "Jesus Went About Doing Good" (*Children Praise God*, p. 30)
Jesus went about doing good, Jesus went about doing good



He told everyone God is love, God cares for you.

Jesus went about doing good, Jesus went about doing good
He made people well and He said, "God cares for you."

Jesus went about doing good, Jesus went about doing good.
He held children close and He said, "God cares for you."

Announcements and/or Birthday Greetings

Opening Prayer (If there is a birthday celebrant, pray for her or him also.)

Getting Ready

Sing, "My Life is in Your Hands" (*Children Praise God*, p. 129)

My life is in Your hands, your life is in My hands
O Lord Jesus, our lives are in Your hands.

Our lives are in Your hands, our lives are in Your hands
O Lord Jesus, our lives are in Your hands.

Recite a portion of the UCCP Statement of Faith:

"We believe that the resurrection of Jesus Christ has overcome the power of death, gives assurance of life after death, and we look forward to His coming again...."

Learning Time

Discovering the Biblical Truth

Read Psalm 23 and Revelation 7:15-17.

Teach the children this poem and help them memorize it.

While I Wait

How wonderful it would be
If children can always be happy
They will not hunger nor worry
Nor thirst or be weary.

They can just have fun and play
All day.

Believe it would come true
Christ promised me and you
While waiting for Him to come again
I will share and do good
And do no harm the best I can.



Memory verse: Let the children say and memorize Revelation 7:17b, "God will wipe away every tear from their eyes."

Lessons Learned

Discuss with the children

1. Describe what they think the world would be like when Jesus Christ comes back again.
2. How can we show to others what it is like to be in the world God wants?

Applying the Lessons Learned

Have the class plan activities that they can do with children like them to show that they care for others.

Teach the children this song

"Help Us Do the Things We Should Do" (*Children Praise God*, p. 106)

Help us do the things we should, to be to others kind and good.

In all we do, in work and play, to grow more loving every day.

Closing Worship

Song and Offering: Pass the offering plate while singing, "I'm Giving" (*Children Praise God*, p. 112). Also, have the children bring their donations to the worship center and put them in a big box. In the time of disaster make this a part of the church's relief to those who are affected. The children can continue to add to the box whenever they can for the rest of the year.

I'm giving, I'm giving because I love Jesus,
I'm giving, I'm giving because I love God.

I'm sharing with others because I obey God,
I'm sharing with others to show that I care.

I'm sharing with others because I am thankful,
I'm sharing God's blessings to spread God's Good News.

Prayer

It is wonderful to know, Lord, that when You come again, the world will be a better place to live in. But while it is to come, we should not wait and do nothing. Help us, Lord, to be good to others, and to love others and share what we have with them. We know You will be happy. Amen.

Announcement and Dismissal



Fifth Sunday of Easter

May 19, 2019

LESSON 52: JESUS CHRIST WILL COME AGAIN IN ALL FULLNESS

General Concept: All creation awaits the return of Jesus Christ in all fullness, the Alpha and the Omega who will come to make everything new for all God's children who have love for one another.

Biblical References: Psalm 148; Revelation 21:5-7; John 13:34-35

List of Lectionary Readings for the Week: Acts 11:1-18; Psalm 148; Revelation 21:5-7; John 13:31-35

Age-Level Concepts

- We are all children of God.
- We should love one another.

Learning Objectives

By the end of the session, the learners are expected to:

- Express what it means to be children of God who love one another
- Recognize that everyone of us are children of God, no exceptions
- Give thanks to God for calling us God's children

Materials: The Holy Bible (preferably the New Revised Standard Version [NRSV]), song chart, offering plate or basket, "We Belong to God" cartolina (see *Applying the Lessons Learned* activity), children cut-outs, paste, cartolina, pentel pen, pencils

Suggested Lesson Outline

Greeting Time

Welcome the learners with a warm smile. Remind them to do their small tasks.

Opening Song "Ang Umaga Ngayon" (*Children Praise God*, p. 92)

Ang umaga ngayon kay ganda, ganda
Ang umaga ngayon kay ganda, ganda
Tayo ay magsaya, magbigay ng ligaya
Ang umaga ngayon kay ganda, ganda!

Announcements and/or Birthday Greetings

Opening Prayer (If there is a birthday celebrant, pray for her or him also.)

Getting Ready

Sing, "This is My Commandment"

This is my commandment, that you love one another
that your joy may be full.
This is my commandment, that you love one another
that your joy may be full,
that your joy may be full, that your joy may be full.
This is my commandment, that you love one another



that your joy may be full.

Additional stanzas may be added, for example:

This is my commandment, that you trust one another...

This is my commandment, that you serve one another...

This is my commandment, that you lay down your lives...

Recite a portion of the UCCP Statement of Faith:

“We believe that the resurrection of Jesus Christ has overcome the power of death, gives assurance of life after death, and we look forward to His coming again in all fullness....”

Learning Time

Discovering the Biblical Truth

Read Psalm 148 and John 13:34-35

We Belong

Based on Revelation 21:5-7

John understands that changes will happen in the coming days. Only a few has that gift. He saw that one day everything will become new. The old things will be gone.

John heard a voice saying, “Now, I will live with the people. They will live with me also. They will belong to me. They will not cry anymore. They will not get hurt anymore because I am with them.”

John must have thought, “Who belongs to God?”

The voice answered, “Those who believe and stand strong for me will be called my children.”

John wrote down everything he saw and heard. The voice told him to do so because it is true.

Memory verse: Let the children say and memorize John 13:34a, “I give you a new commandment, that you love one another.”

Lessons Learned

Discuss with the children

- Who do you think was the voice that spoke to John?
- Why did the voice say that there will be no more crying?
- How can you say we are children of God?
- What do you think a child of God is like?
- Do you think everyone of us are also God’s children? Why?
- What are some of the ways we can show that we love one another?

Say: When Christ comes again, there will be no more pain and crying and suffering. Everything and everybody will experience God’s presence where there is healing and goodness. No more hunger, war, calamities and other forms of suffering. It would be a happy time once again where all of us live peacefully together.



Applying the Lessons Learned

On a piece of cartolina, draw a big heart and write the word GOD at the center. Have each learner get a child cut-out. Tell them to write their names on the cut-out and decorate it. Have them paste their cut-outs inside the heart. Below the heart, write the caption "WE BELONG TO GOD!"

Sing, "Let the Children Come to Me" (*Children Praise God*, p. 64)

Let the children come to me and do not hinder them,
For the Kingdom of God belong to such as these.

Closing Worship

Song and Offering: Pass the offering plate while singing, "We're Glad Today for Our Friends" (*Children Praise God*, p. 59)

We're glad today, we're glad today for our friends
We are glad today.
Thank you, God! We thank you.

Prayer

Dear God, thank You for calling us Your children. We are so thankful that we belong to You. We are also happy that other people belong to You—all of us in this world. Help us to always believe in You. Help us to love one another, just as Jesus has commanded. In His name we pray. Amen.

Announcement and Dismissal

Sixth Sunday of Easter

May 26, 2019

LESSON 53: JESUS CHRIST WILL COME AGAIN IN GLORY

General Concept: God is glorified in Christ and Christ in God; God's rule of peace will be welcomed by all peoples when Christ comes again, making a home with them, God's children.

Biblical References: Psalm 67; John 14:23-29

List of Lectionary Readings for the Week: Acts 16:9-15; Psalm 67; Revelation 21:10, 22-22:5; John 14:23-29

Age-Level Concepts

- Jesus goes to heaven to be with God.
- Jesus will come to be with us again.

Learning Objectives

By the end of the session, the learners are expected to:

- Explain why all people should be happy
- Tell of ways that God is seen in Jesus' life
- Relate how God can be seen in our life



Suggested Lesson Outline

Welcome the learners with a warm smile. Remind them to do their small tasks.

Hello, hello, hello! How are you today?

Tralalalalalalalalalalala, tralalalalalalalalalalala.

Opening Prayer (If there is a birthday celebrant, pray for her or him also.)

I love my Jesus, deep down in my heart.

I talk about deep, deep, down, down

Deep down in my heart.

I talk about deep, deep, down, down

Deep down in my heart.

In my life, Lord, be glorified, be glorified

In my life, Lord, be glorified today.

In my song, Lord, be glorified, be glorified

In my song, Lord, be glorified today.

In Your church, Lord, be glorified, be glorified

In Your church, Lord, be glorified today.

Discovering the Biblical Truth

Read Psalm 67.

Listen to the story.

Based on John 14:23-29

Jesus was having dinner with his disciples. Tonight seems different from the other dinners they had. Jesus wanted to tell them so many important things.



“What is going on, Jesus?” asked one of his disciples.

“There are many things I want to tell you,” Jesus answered.

“What is it, my Lord,” asked another disciple. Jesus told them many things that surprised them and made them sad.

“I am going away soon. I will go to my Father. But I will come back again. So, do not worry,” Jesus also told them without hesitation. “Those who love me will do what I have said and I will always be with them. God will always be with them. The Holy Spirit will also come to teach you and remind you of all that I have told you.”

Jesus continued, “Peace I leave with you; my peace I give to you.”

Because they loved Jesus and understood what he meant, Jesus’ disciples were sad no longer.

Memory verse: Let the children say and memorize John 14: 27a, “Peace I leave with you; my peace I give to you.”

Lessons Learned

Discuss

1. Why must all the people be happy? (God will bless all of us and be our God.)
2. Why is God happy with the life Jesus lived?
3. What did Jesus promise to his disciples?
4. How can we make God happy?

Say: In order to show that God is seen in our life, let us:

- Love one another the way Christ loves us
- Tell others about Jesus and His good works
- Do good to others at all times and live in peace

Applying the Lessons Learned

“God is In My Life” Poster. Give children supplies to make a poster listing what they have learned to show that God is in their life. Have them decorate their poster. Hang these on the walls for everyone to see.

Recite a portion of the UCCP Statement of Faith:

“We believe that the resurrection of Jesus Christ has overcome the power of death, gives assurance of life after death, and we look forward to His coming again in all fullness and glory....”

Closing Worship

Song and Offering: Pass the offering plate while singing, “Beloved, Let Us Love One Another”
Beloved, let us love one another
For love is of God
And everyone who loves is born of God and knows God



The one who does not love does not know God for God is love
Beloved, let us love one another!

Prayer

With praise and joy we will welcome You, our Lord, when You come back. With our friends, family and neighbors, we will tell others about the life you lived. Teach us, Lord, to patiently wait for you while loving each other and living in peace. Amen.

Announcement and Dismissal

**Seventh Sunday of
Easter**

June 2, 2019

LESSON 54: JESUS CHRIST WILL COME AGAIN TO MAKE ALL CREATION NEW

General Concept: Christ will make all creation totally and completely new; we are called to participate in this task of making all things new.

Biblical References: Psalm 97:1-6; John 17: 26; Revelation 21:5b

List of Lectionary Readings for the Week: Acts 16:16-34; Psalm 97; Revelation 22:12-14, 16-17, 20-21; John 17:20-26

Age-Level Concepts

- When Jesus comes back, the world will become better.
- Jesus wants all of us to help make the world a better place.

Learning Objectives

By the end of the session, the learners are expected to:

- Enumerate the things people do that destroys creation
- Share their feelings about it
- Illustrate what kind of world they wish to live in
- Participate in their own way to make the world a better place

Materials: The Holy Bible (preferably the New Revised Standard Version [NRSV]), song chart, offering plate or basket, paper and crayons

Suggested Lesson Outline

Greeting Time

Welcome the learners with a warm smile. Remind them to do their small tasks.

Opening Song "God's Got the Whole World" (*Children Praise God*, p. 140)

God's got the whole world in God's hands
God's got the whole world in God's hands
God's got the whole world in God's hands
God's got the whole world in God's hands.

Announcements and/or Birthday Greetings



Opening Prayer

Getting Ready

Sing "God created Twinkling Stars" (*Children Praise God*, p. 99)

God created twinkling stars, God created rivers to flow,
God created mountains high, God created me.
But that is not the reason why I love Jesus,
It is because He gave his life for me
And all the earth at Golgotha.

Recite a portion of the UCCP Statement of Faith:

"We believe that the resurrection of Jesus Christ has overcome the power of death, gives assurance of life after death, and we look forward to His coming again in all fullness and glory to make all creation new...."

Learning Time

Discovering the Biblical Truth

Read Psalm 97:1-6 and John 17: 26.

Listen to the story.

River No More

Yanni loves to go with his Nanay to her hometown. He loves swimming in the river, climbing trees and eating fruits they picked. One summer, he was so excited to go there again. He planned to stay there long.

As the boat reached the port, Yanni immediately jumped out and ran towards her Nanay's house. He changed clothes and ran off towards the river.

"I am going to swim in the river," Yanni shouted.

"But wait!" his Nanay shouted.

Yanni could not hear her Nanay.

As he got near the river, he noticed something.

"The river is dirty!" He said.

He saw plastic bottles, wrappers, trash everywhere. "What happened here?" he asked.

His Nanay came right behind him and said, "It's all gone. The river doesn't matter to the people anymore."

"We need to do something. The people has to do something," Yanni said.

Memory verse: Let the children say and memorize Revelation 21:5b, "See, I am making all things new. These words are true."

Lessons Learned

Ask the children:

1. How do you think Yanni feels?
2. What can you see around you? Are you happy with what you see?
3. What do people do that destroys God's creation?



4. What kind of world do you wish to live in?
5. What can we do to bring back the beauty of God's creation?
6. Will God be made known if we did these things?
7. Will God be happy?

Applying the Lessons Learned

Let the children draw the kind of creation they would like to see and live in. Let them explain their drawing.

Closing Worship

Song and Offering: Pass the offering plate while singing, "Gladly Giving"

Giving, giving, gladly giving day by day
Giving, giving, gladly day by day.

Sharing, sharing, gladly sharing day by day
Sharing, sharing, gladly day by day.

Caring, caring, gladly sharing day by day
Caring, caring, gladly day by day.

Prayer

Dear Creator God, we pray that the world You created will become new again. We are sad to see that people destroy Your world. Teach us, Lord, to participate in making Your world a better place for everybody. Amen.

Announcement and Dismissal

Day of Pentecost

June 9, 2019

LESSON 55: JESUS CHRIST WILL COME AGAIN TO GATHER ALL THE FAITHFUL UNDER GOD'S KINGDOM

General Concept: All who believe will be gathered together and the Holy Spirit will abide with them in God's Kin-dom of love, peace and justice, as they do all that Jesus commanded them.

Biblical References: John 14:15-16; Acts 2:1-18

List of Lectionary Readings for the Week: Acts 2:1-21; Psalm 104:24-34, 35b; Romans 8:14-17; John 14:8-17, 25-27

Age-Level Concepts

- Jesus gathers us all as one big, happy family.
- We will all follow Jesus' commandments.

Learning Objectives

By the end of the session, the learners are expected to:

- Describe what it means to be one big, happy family
- Express that they will follow Jesus' commandments
- Thank God for being part of their church community



Materials: The Holy Bible (preferably the New Revised Standard Version [NRSV]), song chart, offering plate or basket, drawing materials, bond paper, coloring materials

Suggested Lesson Outline

Greeting Time

Welcome the learners with a warm smile. Remind them to do their small tasks.

Opening Song “God’s Got the Whole World” (*Children Praise God*, p. 140)

God’s got the whole world in God’s hands
God’s got the whole world in God’s hands
God’s got the whole world in God’s hands
God’s got the whole world in God’s hands.

(Repeat three times, replacing the underlined with:
God’s got the wee little baby
God’s got you and me sister
God’s got you and me brother)

Announcements and/or Birthday Greetings

Opening Prayer (If there is a birthday celebrant, pray for her or him also.)

Getting Ready

Sing, “Ako, Ikaw, Tayo”

Ako (2x) bahagi ng komunidad
Ako (2x) bahagi ng komunidad
Ako (2x) bahagi ng komunidad
Bahagi ng komunidad, lalala!
Sumayaw-sayaw at umindak-indak
Sumayaw-sayaw katulad ng dagat
Sumayaw-sayaw at umindak-indak
Sumayaw-sayaw katulad ng dagat
(ulitin lahat ng 2 beses, palitan ang *ako* ng *ikaw*, tapos *tayo*)

Recite a portion of the UCCP Statement of Faith:

“We believe that the resurrection of Jesus Christ has overcome the power of death, gives assurance of life after death, and we look forward to His coming again in all fullness and glory to make all creation new and to gather all the faithful under God’s Kingdom. Amen.”

Learning Time

Discovering the Biblical Truth

Read John 14:15-16.



Listen to the story.

Not Drunk

Based on Acts 2:1-18

It was a special day. Many people from different places were gathered to celebrate the feast of Pentecost. People were gathered in houses. In one of the houses, the people were surprised of what happened.

They heard a noise like a strong wind. They saw fire in the shape of a tongue resting on top of the persons inside the house. Suddenly, the people heard those with tongues of fire speaking.

“Are they not from Galilee? Why are they speaking using our language? I can understand what they are talking about!” said one onlooker.

“They must be drunk!” said another onlooker.

Then one of those Galileans named Peter stood up and explained, “People who are here and can hear us, let me explain. It is still early in the morning so, we are not drunk. It is the work of the Spirit of God. God said: ‘I will pour out my Spirit on all people, your sons and your daughters shall see the truth....’”

Many came to believe what Peter and his people told them. There were 3000 of them that day.

Memory verse: Let the children say and memorize Acts 2: 17, “I will pour out my Spirit on all people, your sons and your daughters shall see the truth....”

Lessons Learned

Discuss with the children

1. Do you understand each other in your family?
2. Describe what it means to be one big, happy family.
3. Is it the same as belonging to a church?
4. How can you say that God is in our church?
5. How can we show our love for Jesus?

Applying the Lessons Learned

Ask the children to draw how God’s big family looks like. Let them explain their work.

Closing Worship

Song and Offering: Pass the offering plate while singing “The Kingdom of God” (*Children Praise God*, p. 178)

The Kingdom of God is where God reigns
A place of love, joy and peace.
The Kingdom of God is where God reigns
A place of love, joy and peace.



Recite the UCCP Statement of Faith:

WE BELIEVE

In one God: Creator, Redeemer, and Sustainer, who provides order, purpose, meaning and fulfillment to all creation.

That in Jesus Christ, who has born of Mary, God become human and is Sovereign Lord of life and history.

That in the Holy Spirit, God is present in the world, empowering and guiding believers to understand and live out their faith in Jesus Christ.

WE BELIEVE

Persons are created in the image of God and destined to live in community with God, with other persons and with all creation.

That by disobedience, they have become sinful, but, by grace through faith, they are redeemed in Jesus Christ.

That being entrusted with God's creation, they are called to participate in the establishment of a just and compassionate social order.

WE BELIEVE

That the Church is the one Body of Christ, the whole community of persons reconciled to God through Jesus Christ and entrusted with God's ministry.

WE BELIEVE

That the Holy Bible is a faithful and inspired witness of God's self-revelation in Jesus Christ and in history to illumine, guide, correct and edify believers in their faith and witness.

WE BELIEVE

That God is at work to make each person a new being in Christ and the whole world God's Kingdom in which love, justice and peace prevail.

The Kingdom of God is present where faith in Jesus Christ is shared, where healing is given to the sick, where food is given to the hungry, where light is given to the blind, and where liberty is given to the captive and oppressed.

WE BELIEVE

That the resurrection of Jesus Christ has overcome the power of death, gives assurance of life after death, and we look forward to His coming again in all fullness and glory to make all creation new and to gather all the faithful under God's Kingdom. Amen.

Closing Song "Why We are UCCP" (*Children Praise God*, p. 1)

We believe in one God, Creator, Redeemer, Sustainer of everyone's life

In Jesus Christ, God became human and rules as Lord of lords.

In Spirit, God guides us all along.



Refrain:

That's why we are UCCP, for we are taught what the Lord has said
To live a life in community with God and all
Assured of life even after death, no more sorrow and no more defeat
There's only love, justice and peace, all creation new.

As persons, we are created reflecting God's image
The Lord made us stewards of the world.
The Church is the Body of Christ, redeemed and reconciled,
Entrusted with God's own ministry.
[Refrain]

The Bible is God's revelation in hist'ry and in Christ
A faithful witness to God's work.
To guide and illumine believers and build them up in faith,
Equip them to witness to the world.
[Refrain]

The kingdom of God is present where faith in Christ is shared
Where healing is given to the sick;
Where food is bestowed to the hungry and light to the blind
And freedom for captives and oppressed.

Refrain 2:

That's why we are UCCP, for we are taught what the Lord has said
To live a life in community with God and all
Assured of life even after death, no more sorrow and no more defeat
There's only love, justice and peace... UCCP!

Prayer

We are thankful to be part of Your big family. Continue to be with our family, church and our community. Help us to tell the truth about you and to do your commandments. We wait for the time when You will gather us all in Your Kin-dom. Amen.

Announcement and Dismissal

