



WIDER MISSION SUPPORT

(EY 2018-2019)

(June 1, 2018 – January 31, 2019)

Nothing Happens
Unless
"Someone"
Moves.

(Albert Einstein)

1 We may make our plans, but God has the last word. **2** You may think everything you do is right, but the Lord judges your motives. **3** Ask the Lord to bless your plans, and you will be successful in carrying them out. (PROVERBS 16:1-3)

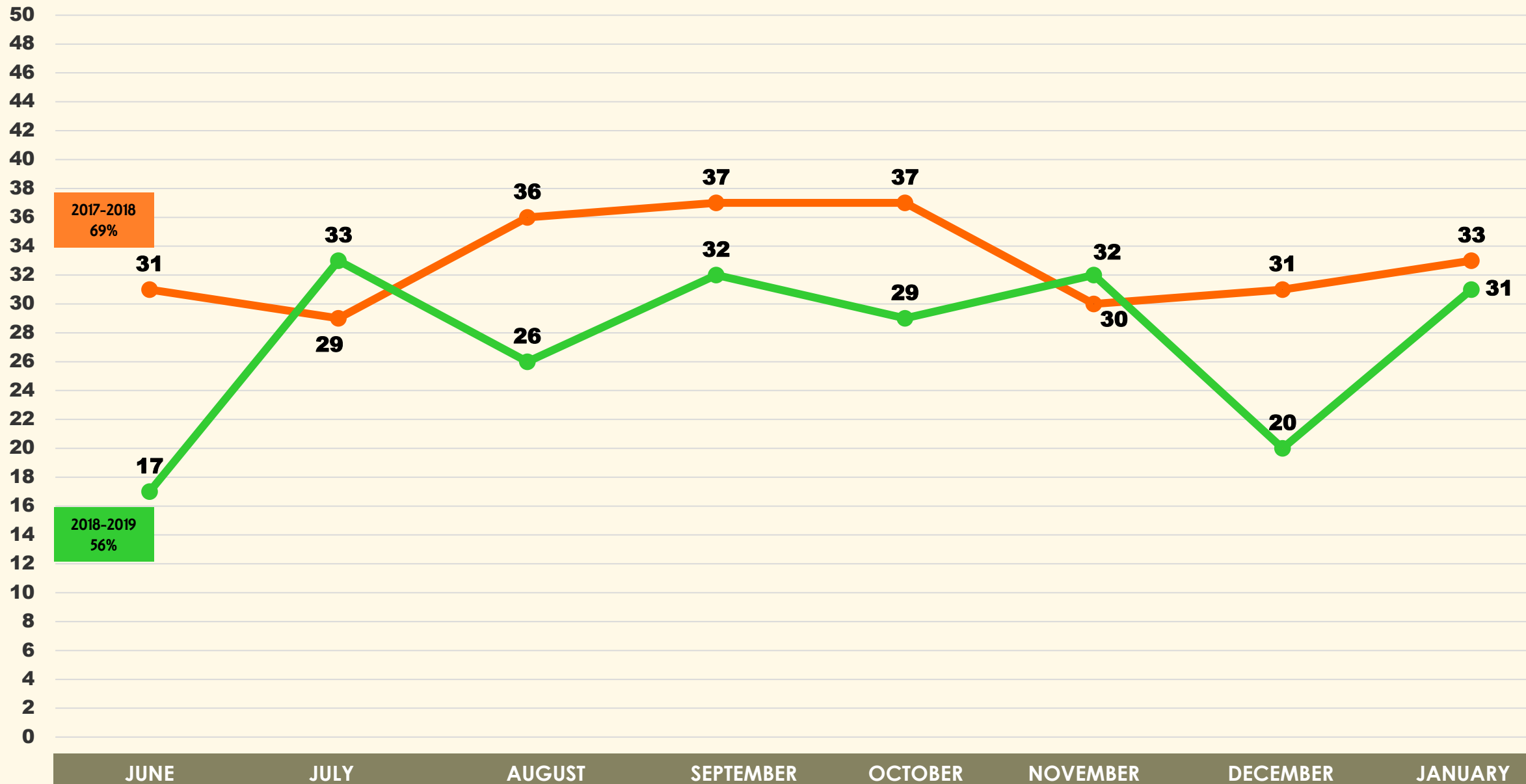
WIDER MISSION SUPPORT

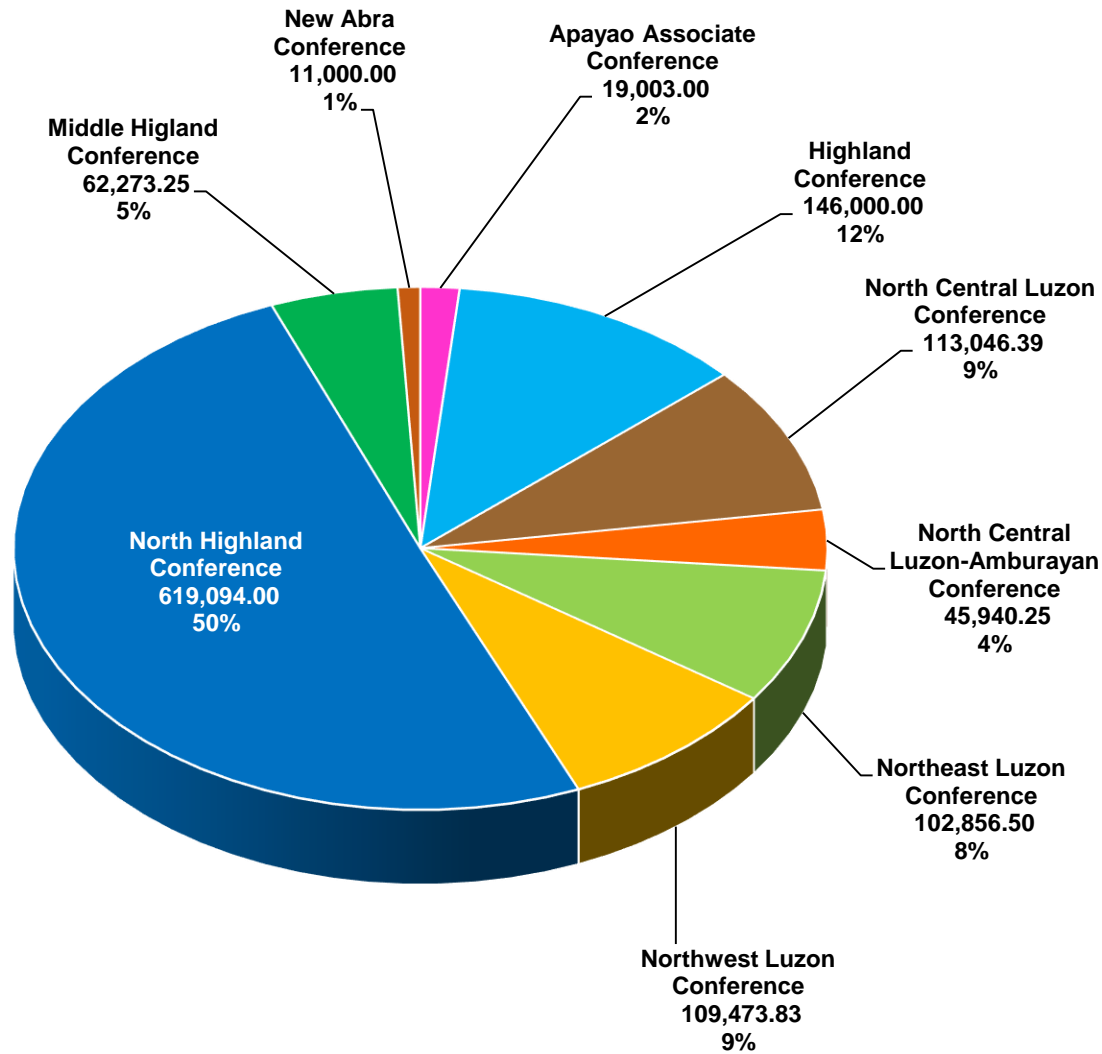
	2018-2019									2017-2018
	JUNE	JULY	AUGUST	SEPTEMBER	OCTOBER	NOVEMBER	DECEMBER	JANUARY	TOTAL	June - January
NORTH LUZON JURISDICTION										
Apayao Associate Conference		3,741.00			3,262.00	2,000.00		10,000.00	19,003.00	16,300.00
Highland Conference		21,000.00			25,000.00	50,000.00		50,000.00	146,000.00	191,424.00
North Central Luzon Conference		50,722.20			22,168.69	40,155.50			113,046.39	87,257.02
North Central Luzon-Amburayan Conference			27,878.25			18,062.00			45,940.25	60,000.00
Northeast Luzon Conference			20,000.00	10,000.00	25,000.00	19,657.50		28,199.00	102,856.50	129,400.00
Northwest Luzon Conference		23,151.28		16,692.53				69,630.02	109,473.83	99,667.18
North Highland Conference	54,000.00	26,000.00	34,263.00	40,000.00	50,000.00	100,000.00	179,035.00	135,796.00	619,094.00	292,275.67
Middle Higland Conference		17,440.00			25,423.25	6,920.00	5,917.00	6,573.00	62,273.25	30,000.00
New Abra Conference (ISAC)		4,000.00		2,000.00			3,000.00	2,000.00	11,000.00	8,000.00
sub-total	54,000.00	146,054.48	82,141.25	68,692.53	150,853.94	236,795.00	187,952.00	302,198.02	1,228,687.22	914,323.87
MIDDLE LUZON JURISDICTION										
United Metropolis Conference	15,496.66	8,167.66	27,199.23	52,853.51	52,268.94	56,614.66		96,269.22	308,869.88	395,359.05
Lowland Cavite - South Manila Conference	138,238.00	93,888.19	102,247.15	96,740.06	51,272.24	109,159.94		116,435.70	707,981.28	709,828.32
West Central Luzon Conference	19,800.00	12,000.00		12,000.00	36,278.86	8,700.00		15,120.00	103,898.86	66,100.00
Northeast Nueva Ecija Asso. Conference		3,069.00	9,311.00					9,000.00	21,380.00	11,400.00
Central Luzon Conference									0.00	44,866.20
Manila North Conference			30,000.00	15,000.00	15,000.00	30,000.00		40,000.00	130,000.00	130,000.00
sub-total	173,534.66	117,124.85	168,757.38	176,593.57	154,820.04	204,474.60	0.00	276,824.92	1,272,130.02	1,357,553.57
SOUTH LUZON JURISDICTION										
Upland Cavite Conference	100,958.00	106,491.46	101,469.35	96,607.09		190,548.58	87,363.24	64,210.25	747,647.97	892,699.93
Batangas Associate Conference	58,228.16	42,595.96	32,937.45	42,307.58	13,319.54	43,318.92	10,387.28	75,359.40	318,454.29	435,918.30
Oriental Mindoro Conference				5,000.00					5,000.00	14,641.00
Occidental Mindoro Associate Conference						6,000.00			6,000.00	9,008.00
Southern Tagalog Conference	59,380.64	19,762.54	23,746.94	28,746.80	18,395.17	24,481.86	19,999.12	53,455.93	247,969.00	186,833.69
North Bicol Conference	77,499.75	28,377.45	42,024.32			71,399.75			219,301.27	220,253.62
South Bicol Conference		34,192.78		18,253.57	8,331.70	16,396.91		18,044.07	95,219.03	171,083.14
Northeast Southern Tagalog Conference			54,292.35	64,161.37	59,091.08	93,355.44	72,606.11	26,970.07	370,476.42	415,821.13
Palawan Associate Conference	2,714.00	3,217.85		4,238.85	5,007.00			3,050.00	18,227.70	18,522.99
sub-total	298,780.55	234,638.04	254,470.41	259,315.26	104,144.49	445,501.46	190,355.75	241,089.72	2,028,295.68	2,364,781.80

WIDER MISSION SUPPORT

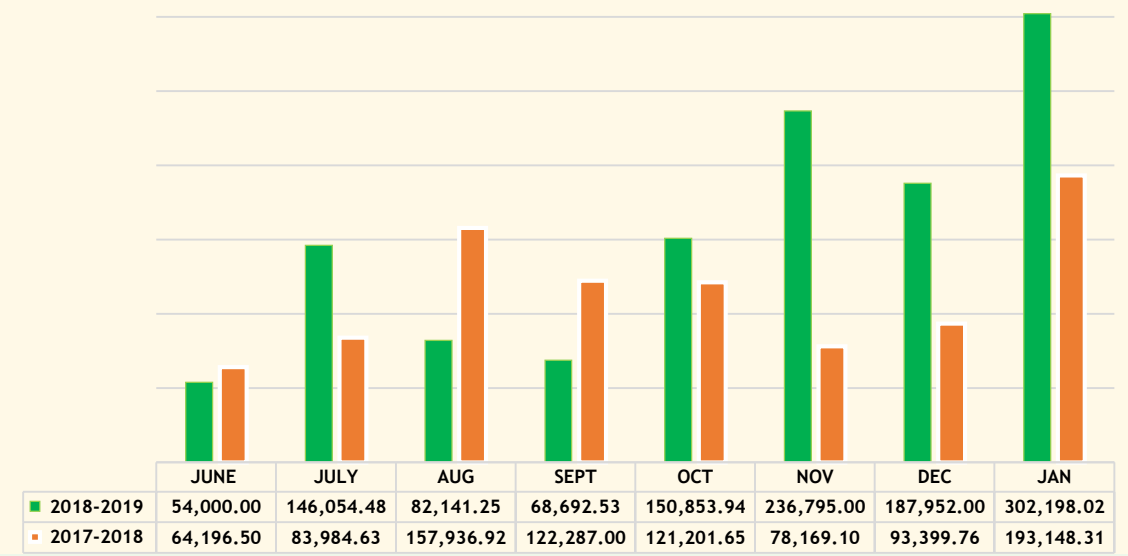
	2018-2019									2017-2018
	JUNE	JULY	AUGUST	SEPTEMBER	OCTOBER	NOVEMBER	DECEMBER	JANUARY	TOTAL	June - January
WESTERN VISAYAS JURISDICTION										
Bohol Conference	12,122.50	10,265.50	24,034.28	25,104.25	19,550.25	26,183.05	14,317.84	15,235.25	146,812.92	147,627.55
Cebu Conference				433,756.00					433,756.00	574,006.35
North Negros Conference				10,000.00		10,000.00			20,000.00	110,000.00
Negros District Conference				141,900.91					141,900.91	326,760.86
Central Negros Associate Conference				38,500.00	3,749.00	8,000.00			50,249.00	67,425.00
Western Visayas Conference			9,250.20			23,343.00			32,593.20	49,500.00
sub-total	12,122.50	10,265.50	33,284.48	649,261.16	23,299.25	67,526.05	14,317.84	15,235.25	825,312.03	1,275,319.76
EASTERN VISAYAS JURISDICTION										
Masbate Conference	10,000.00	6,736.83			10,000.00				26,736.83	-
Northeastern Leyte-Biliran Conference		12,000.00		10,950.00			8,882.90		31,832.90	111,129.94
Samar Island District Conference		6,530.00		6,622.00	8,459.00	4,910.00		5,867.00	32,388.00	48,673.00
Southern Western Leyte Conference	50,100.00	50,550.00	50,750.00	50,895.00		51,155.00	51,250.00	51,550.00	356,250.00	404,775.00
Northern Western Samar Conference		20,000.00							20,000.00	51,000.00
sub-total	60,100.00	95,816.83	50,750.00	68,467.00	18,459.00	56,065.00	60,132.90	57,417.00	467,207.73	615,577.94
SOUTHEAST MINDANAO JURISDICTION										
Surigao-Dinagat District Conference		30,250.00	44,350.00	50,250.00	61,497.80	33,725.25	16,520.00	39,555.00	276,148.05	476,285.60
Associate Conference of Surigao			37,610.00						37,610.00	
Agusan District Conference	86,294.05	99,931.10	106,149.75	80,742.85	127,483.85	116,260.40		216,288.10	833,150.10	663,384.75
Cotabato Annual Conference			10,000.00		10,000.00	20,000.00	10,000.00		50,000.00	75,000.00
South Cotabato Sarangani District Conf.		5,000.00	8,500.00	12,500.00	3,000.00	8,000.00	5,000.00	7,848.50	49,848.50	41,882.00
Northeastern Davao District Conference	27,328.85	25,031.15	39,205.80	22,829.70	29,060.10	47,152.00	26,475.60	34,000.00	251,083.20	249,131.85
Southern Mindanao District Conference	30,000.00		65,000.00	35,000.00	30,000.00	30,000.00	35,000.00		225,000.00	255,000.00
sub-total	143,622.90	160,212.25	310,815.55	201,322.55	261,041.75	255,137.65	92,995.60	297,691.60	1,722,839.85	1,760,684.20
NORTHWEST MINDANAO JURISDICTION										
Lanao District Conference		17,400.00			21,938.00		13,500.00	15,020.00	67,858.00	85,582.28
Central Mindanao Annual Conference		140,204.83		34,677.85				165,270.20	340,152.88	523,649.96
Bukidnon Area Conference	35,763.41	32,364.73	35,217.39	33,817.67	37,861.43	39,297.27	41,250.35	49,306.43	304,878.68	356,123.97
District Conf. of Northern Mindanao		35,600.00	72,068.00	34,900.00	36,200.00		32,897.50	36,000.00	247,665.50	396,163.49
Western Mindanao District Conference		40,928.25	38,636.00		96,988.26		53,600.00	99,623.75	329,776.26	388,800.00
District Conf. of Southern Zamboanga	12,000.00	12,000.00	12,000.00	12,000.00	12,000.00	12,000.00	12,000.00	12,000.00	96,000.00	75,500.00
District Conf. of Northern Zamboanga									0.00	233,737.00
sub-total	47,763.41	278,497.81	157,921.39	115,395.52	204,987.69	51,297.27	153,247.85	377,220.38	1,386,331.32	2,059,556.70
GRAND TOTAL	789,924.02	1,042,609.76	1,058,140.46	1,539,047.59	917,606.16	1,316,797.03	699,001.94	1,567,676.89	8,930,803.85	10,347,797.84

COMPARATIVE PARTICIPATION OF THE CONFERENCES

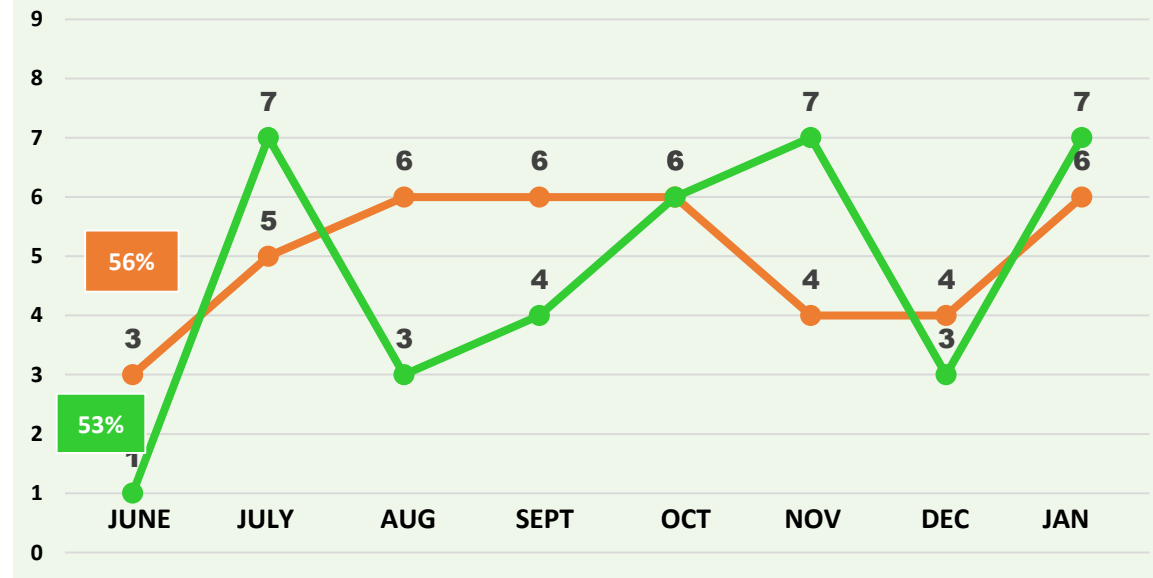


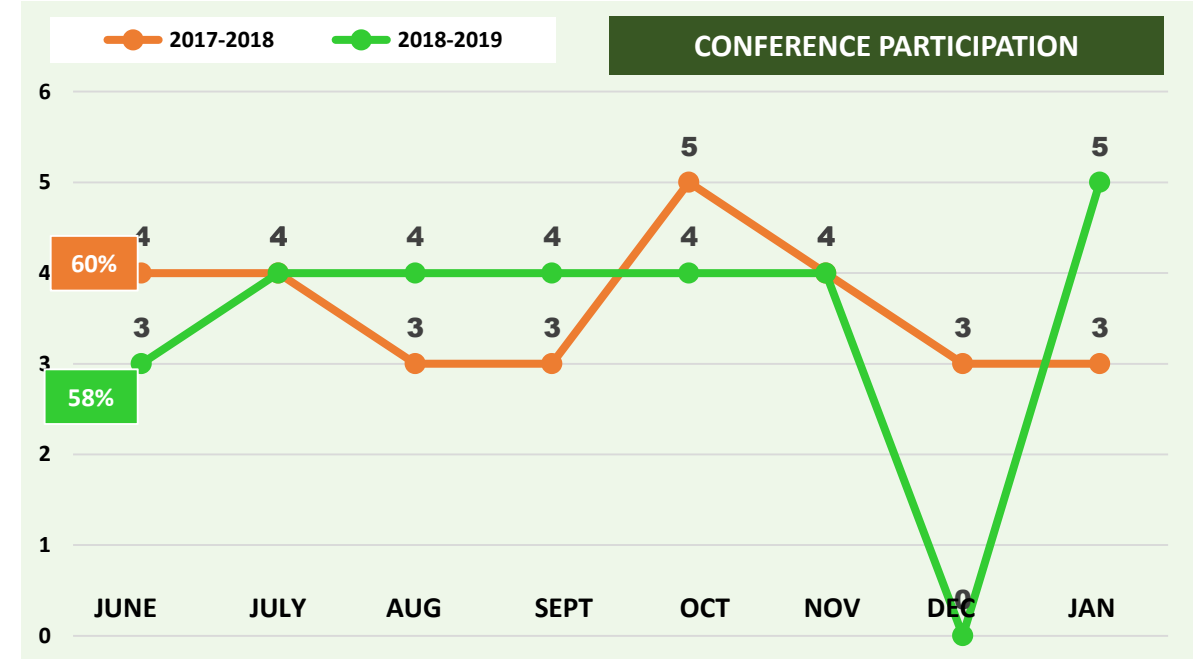
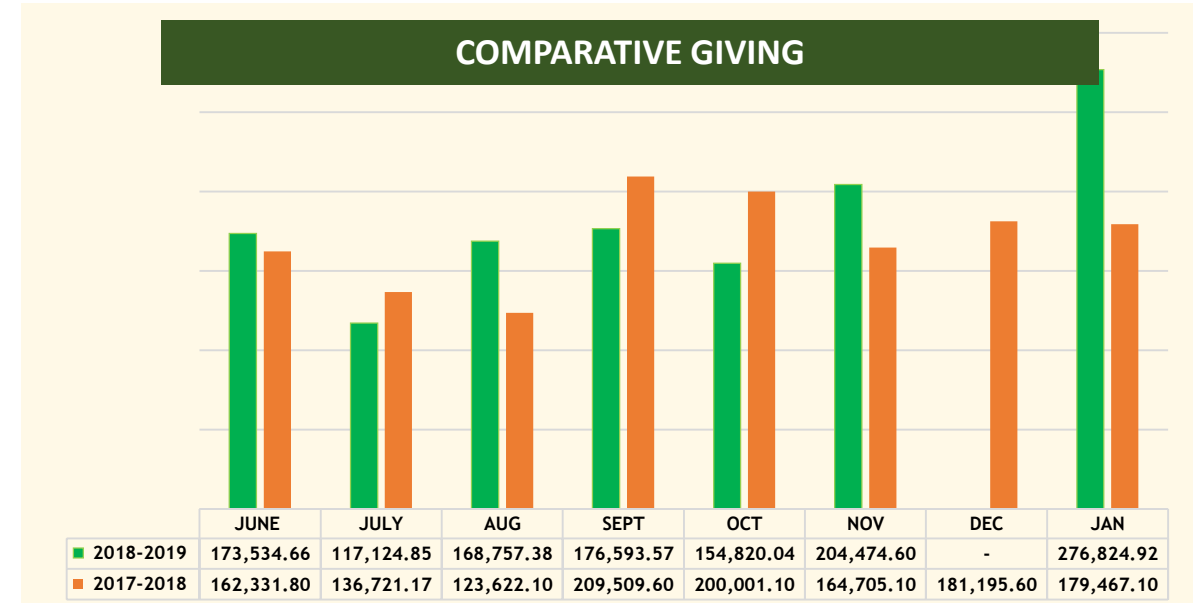
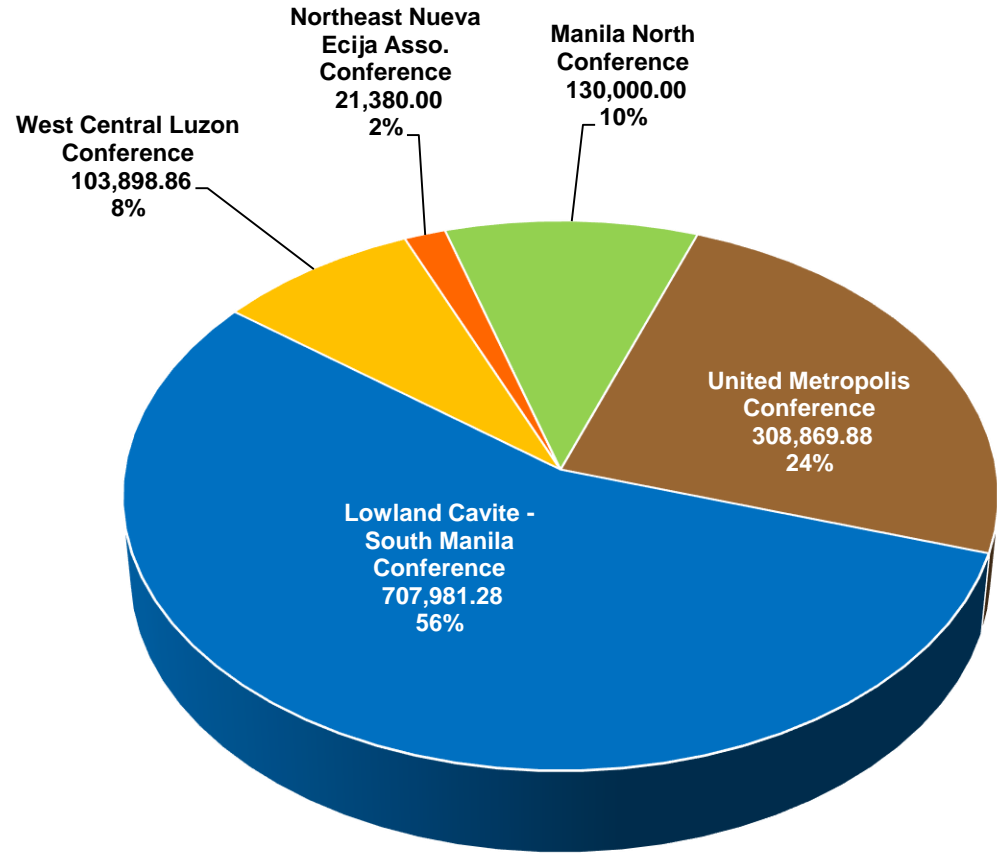


COMPARATIVE GIVING

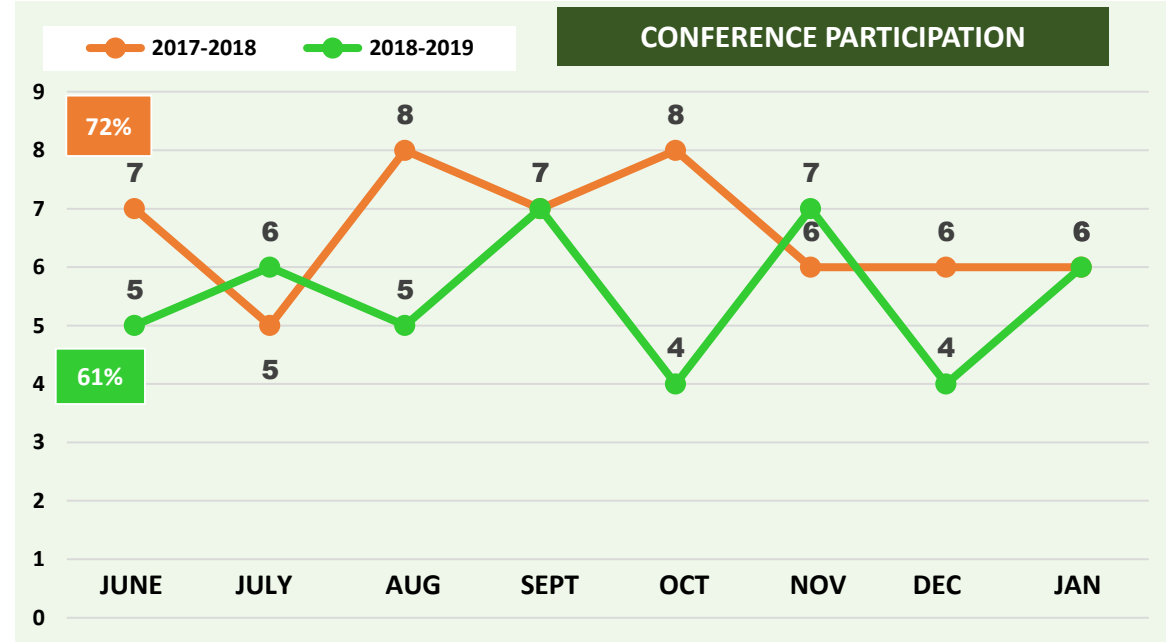
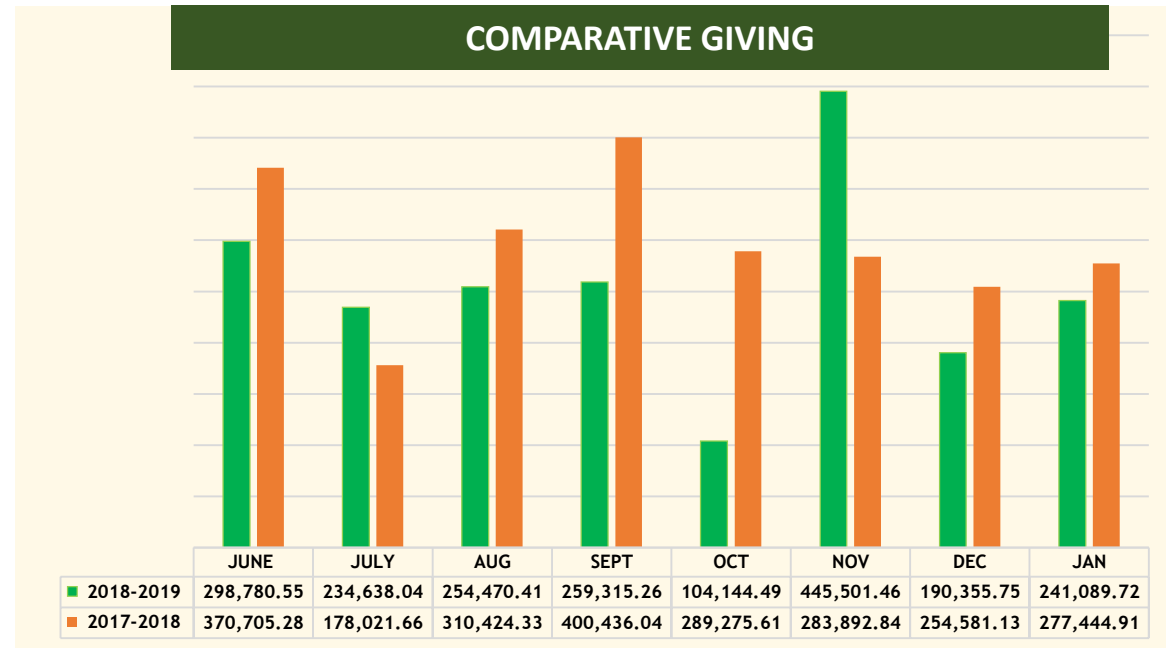
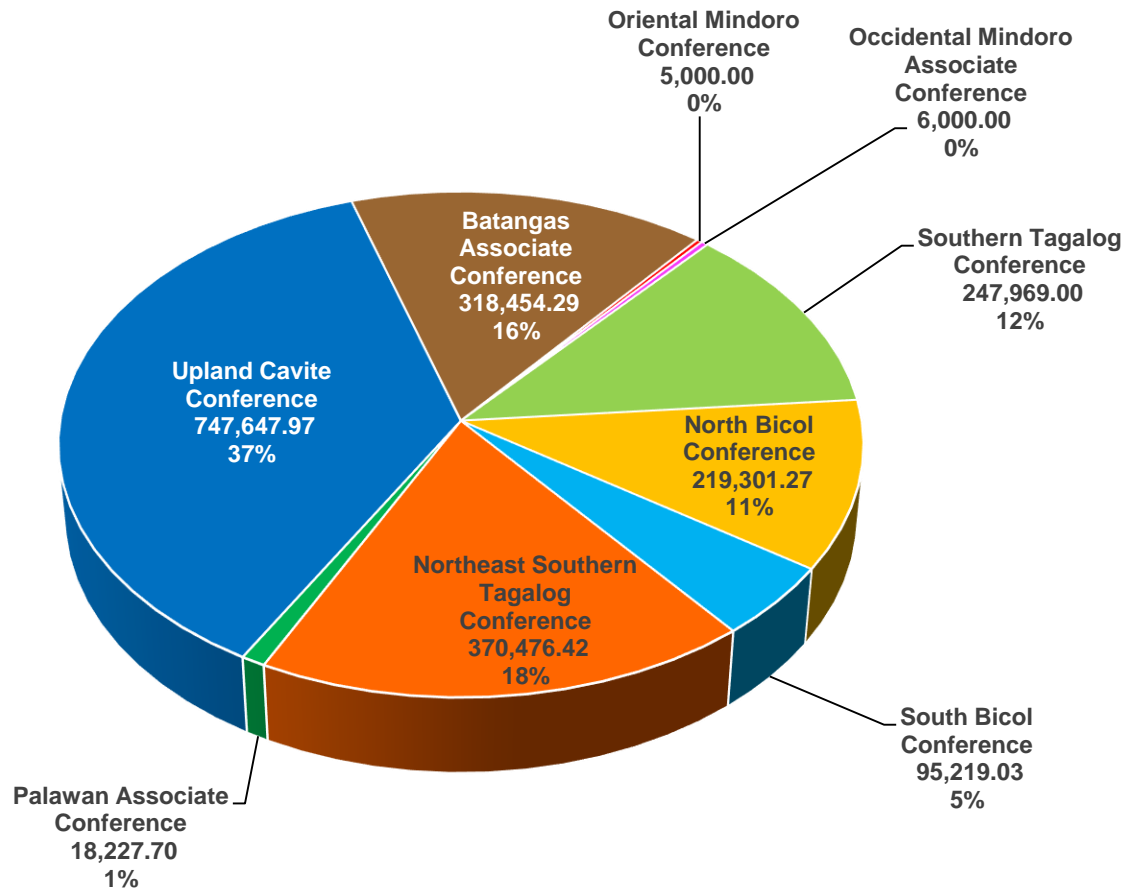


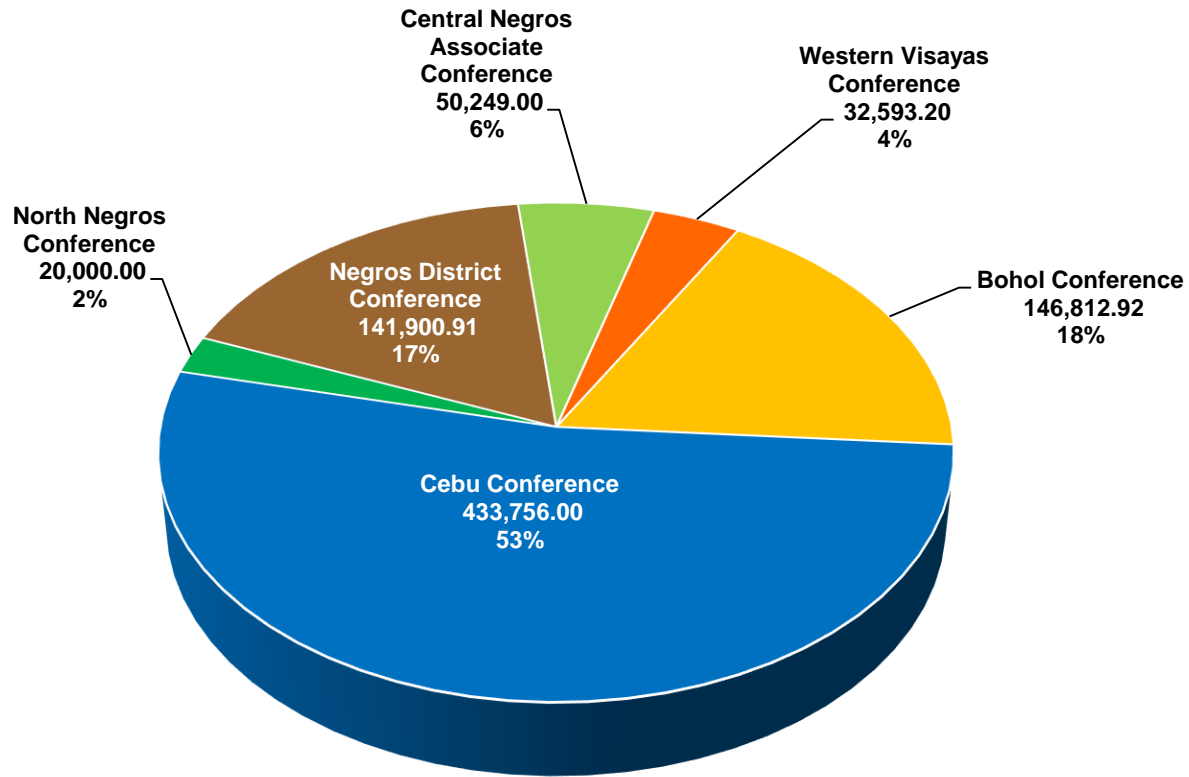
CONFERENCE PARTICIPATION



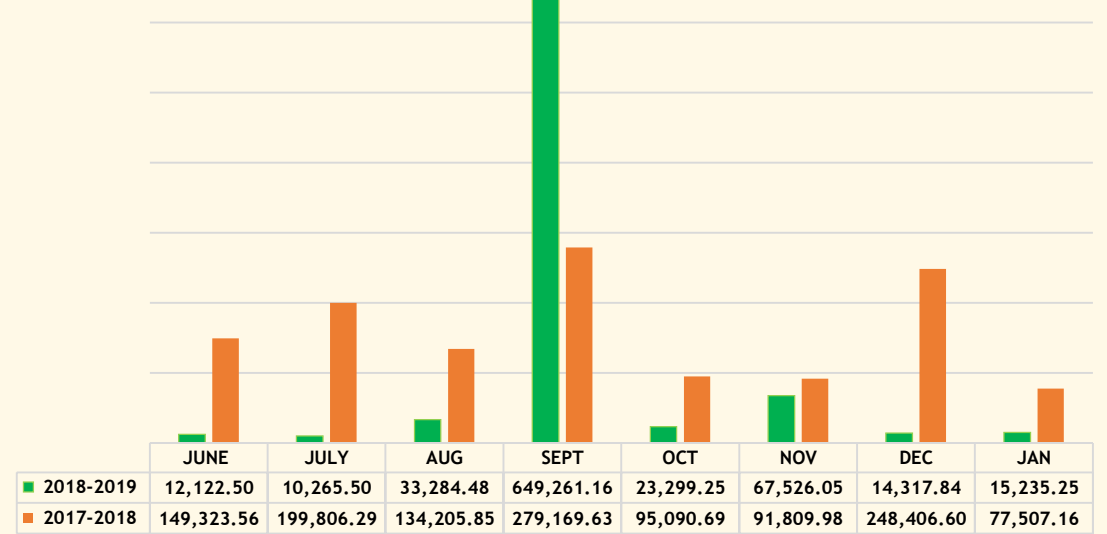


SOUTH LUZON JURISDICTION -P- 2,028,295.68

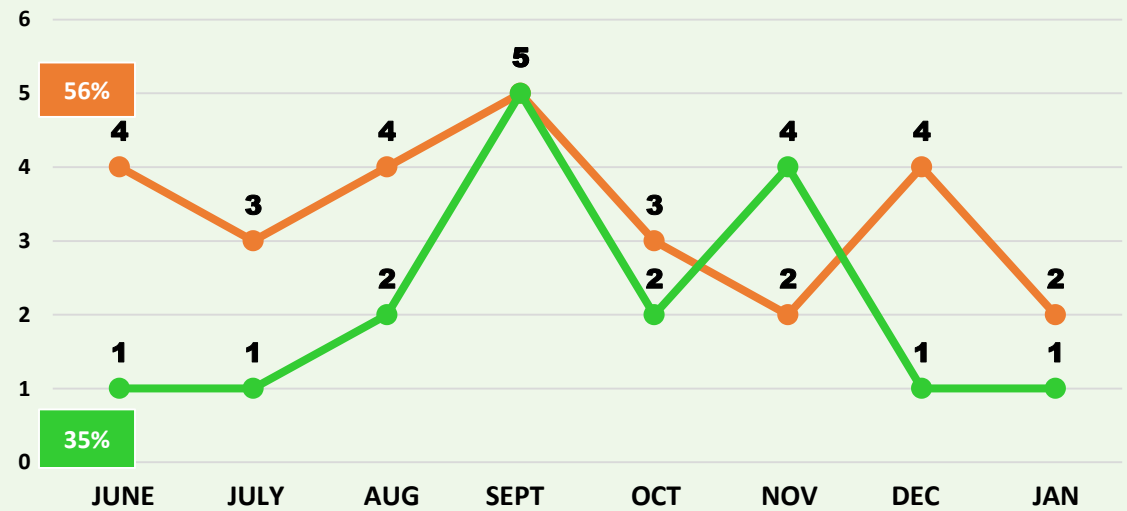


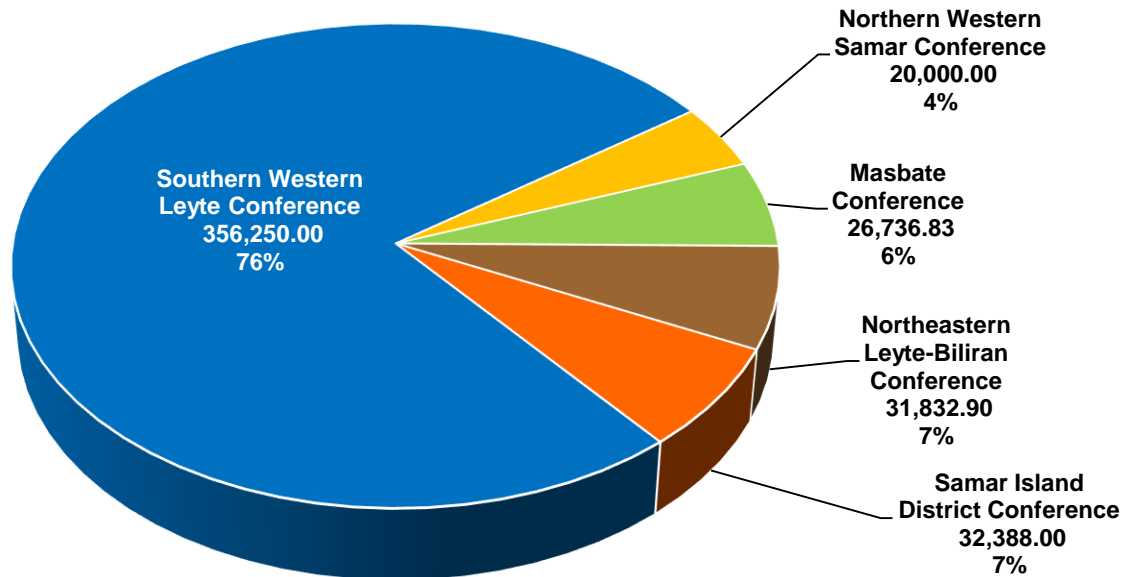


COMPARATIVE GIVING

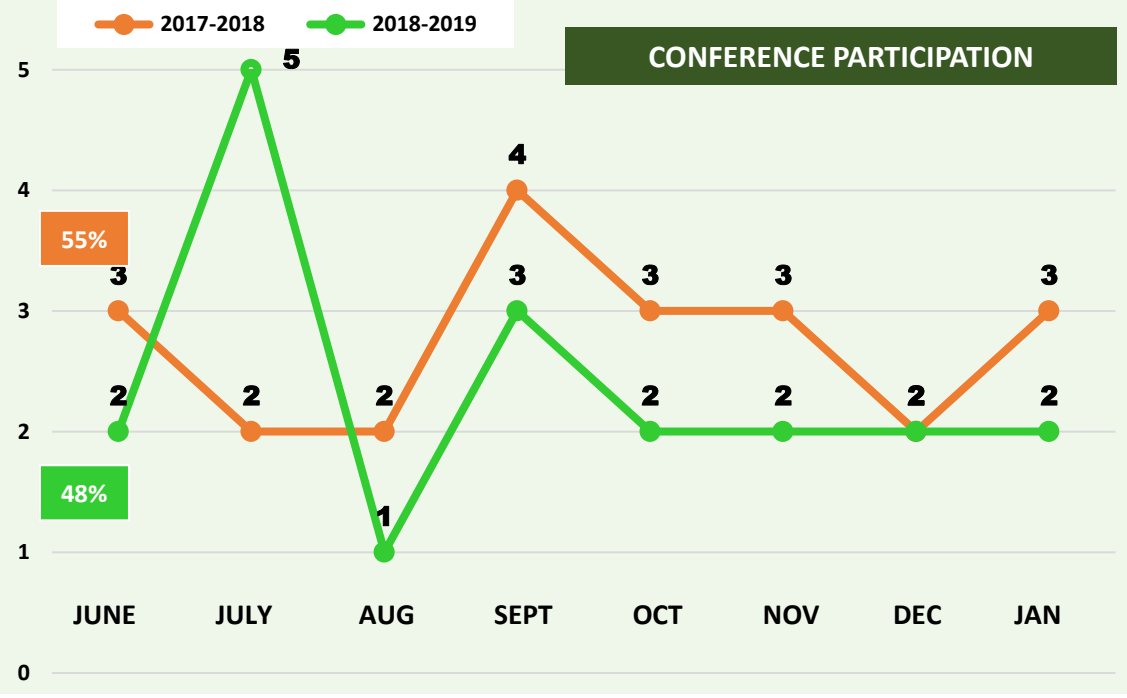
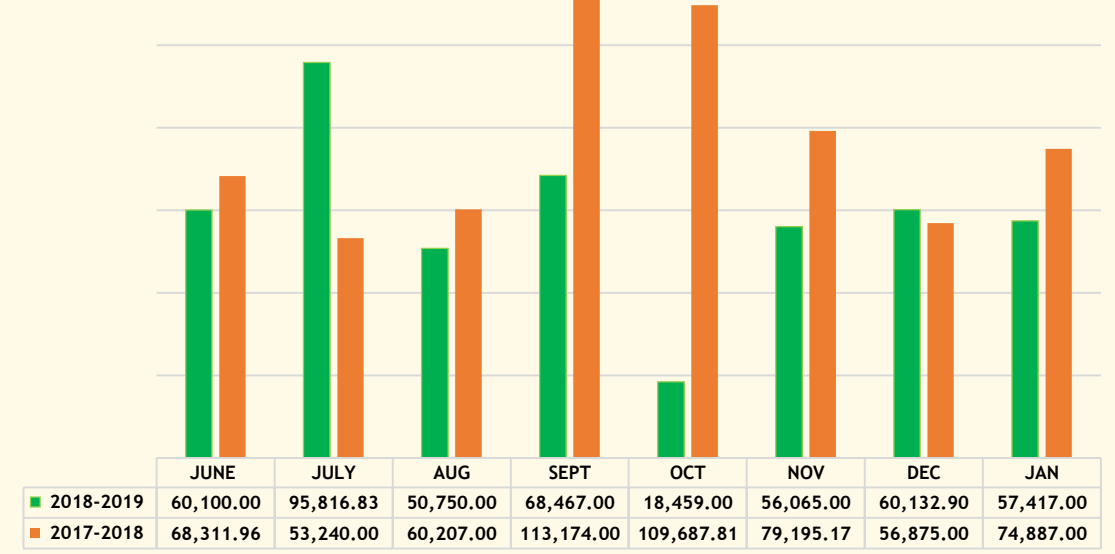


CONFERENCE PARTICIPATION

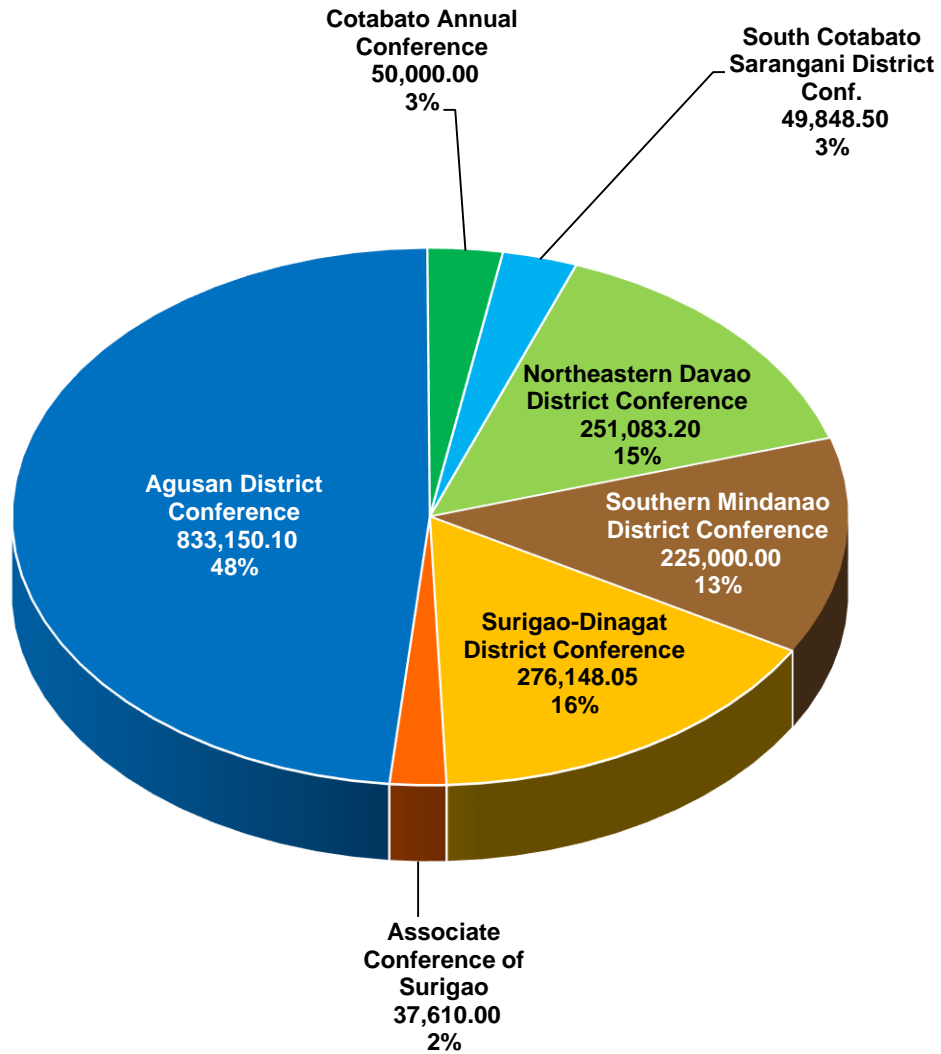




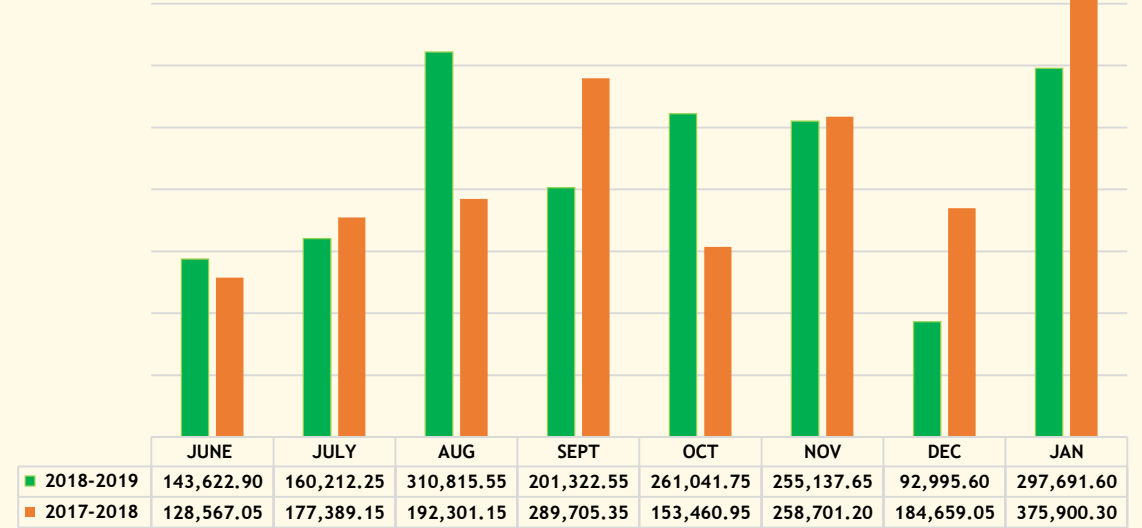
COMPARATIVE GIVING



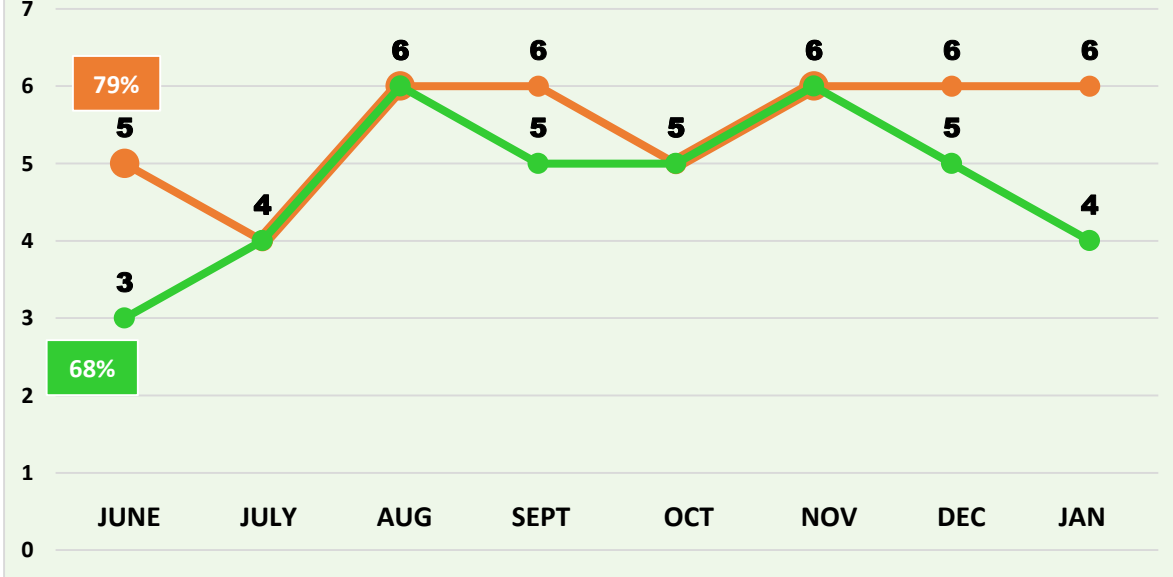
SOUTHEAST MINDANAO JURISDICTION -P- 1,722,839.85



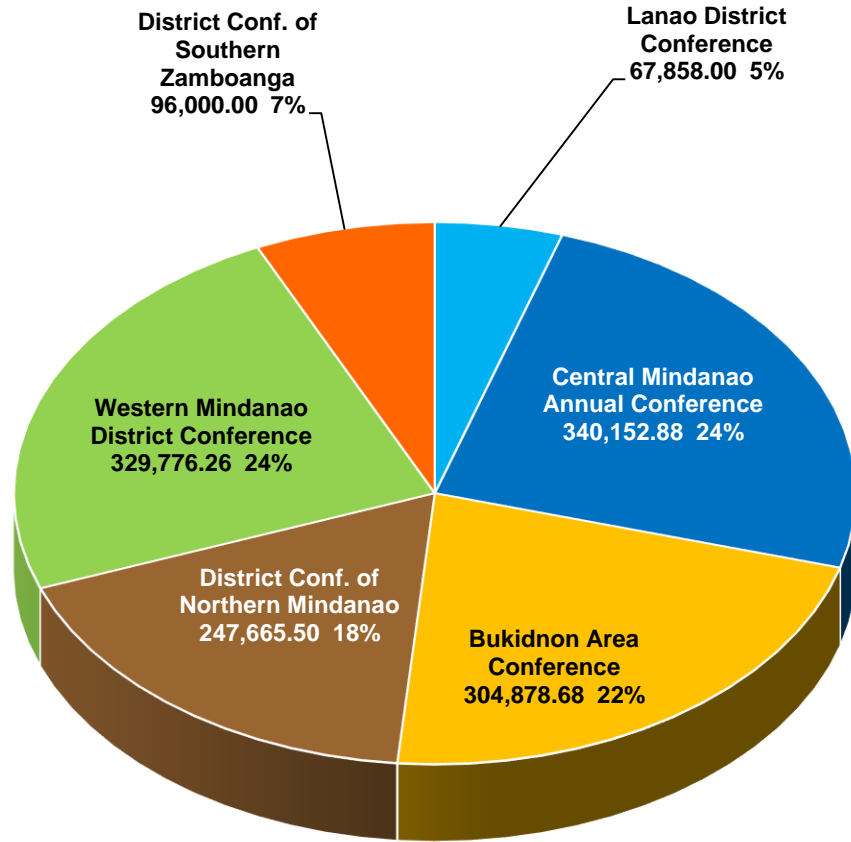
COMPARATIVE GIVING



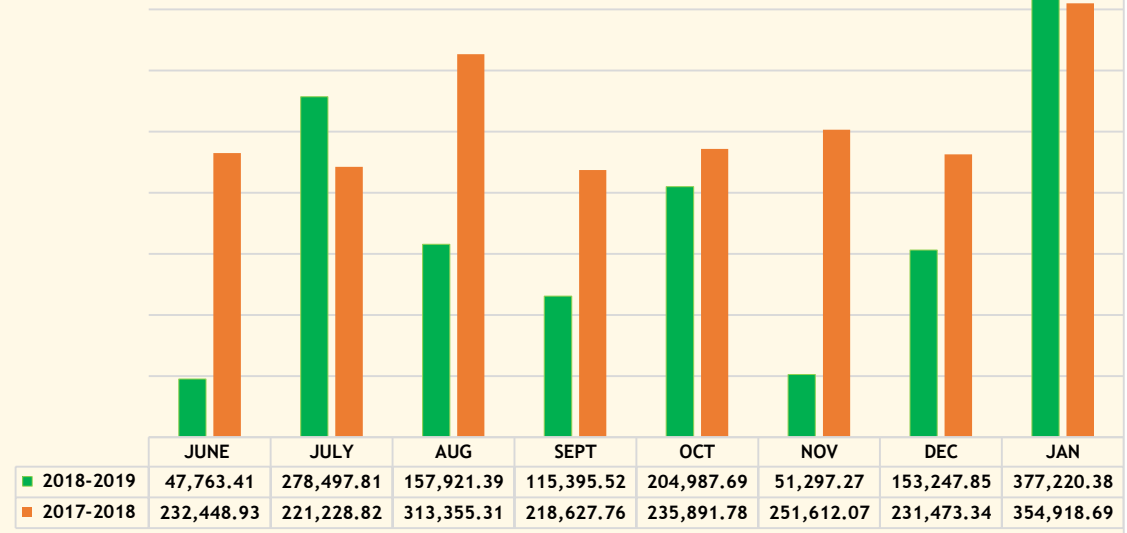
CONFERENCE PARTICIPATION



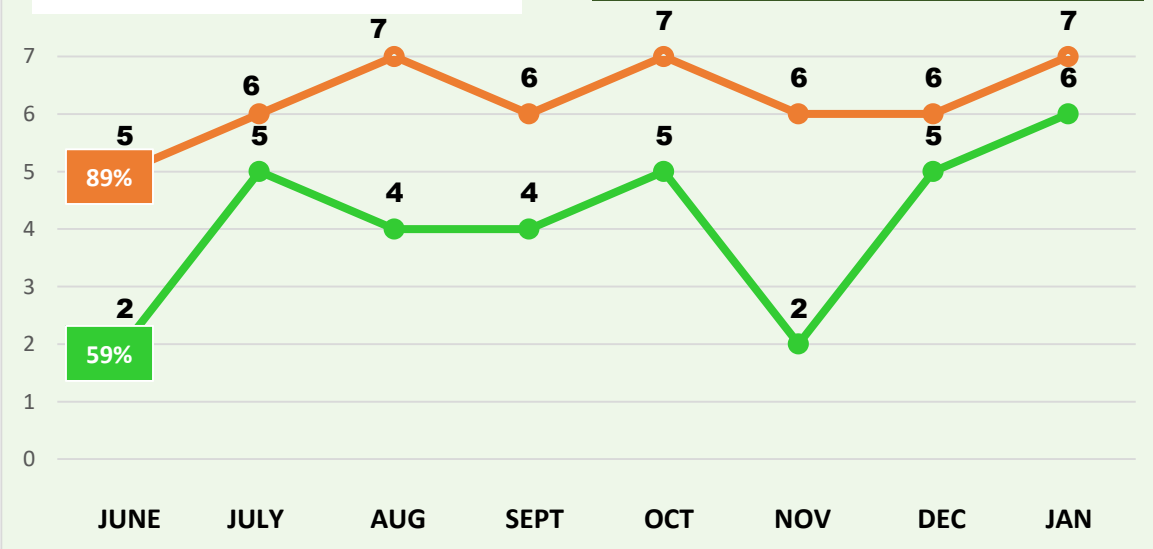
NORTHWEST MINDANAO JURISDICTION -P- 1,386,331.32



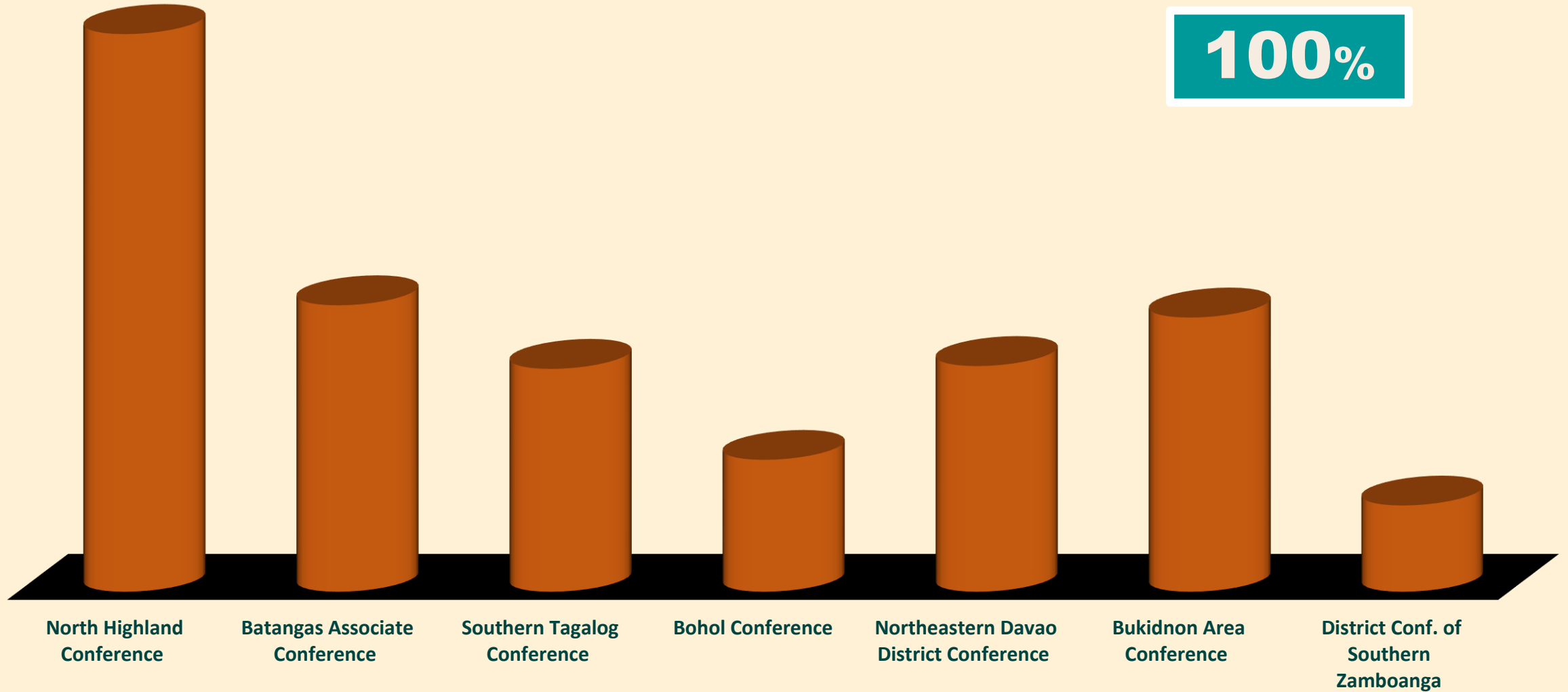
COMPARATIVE GIVING



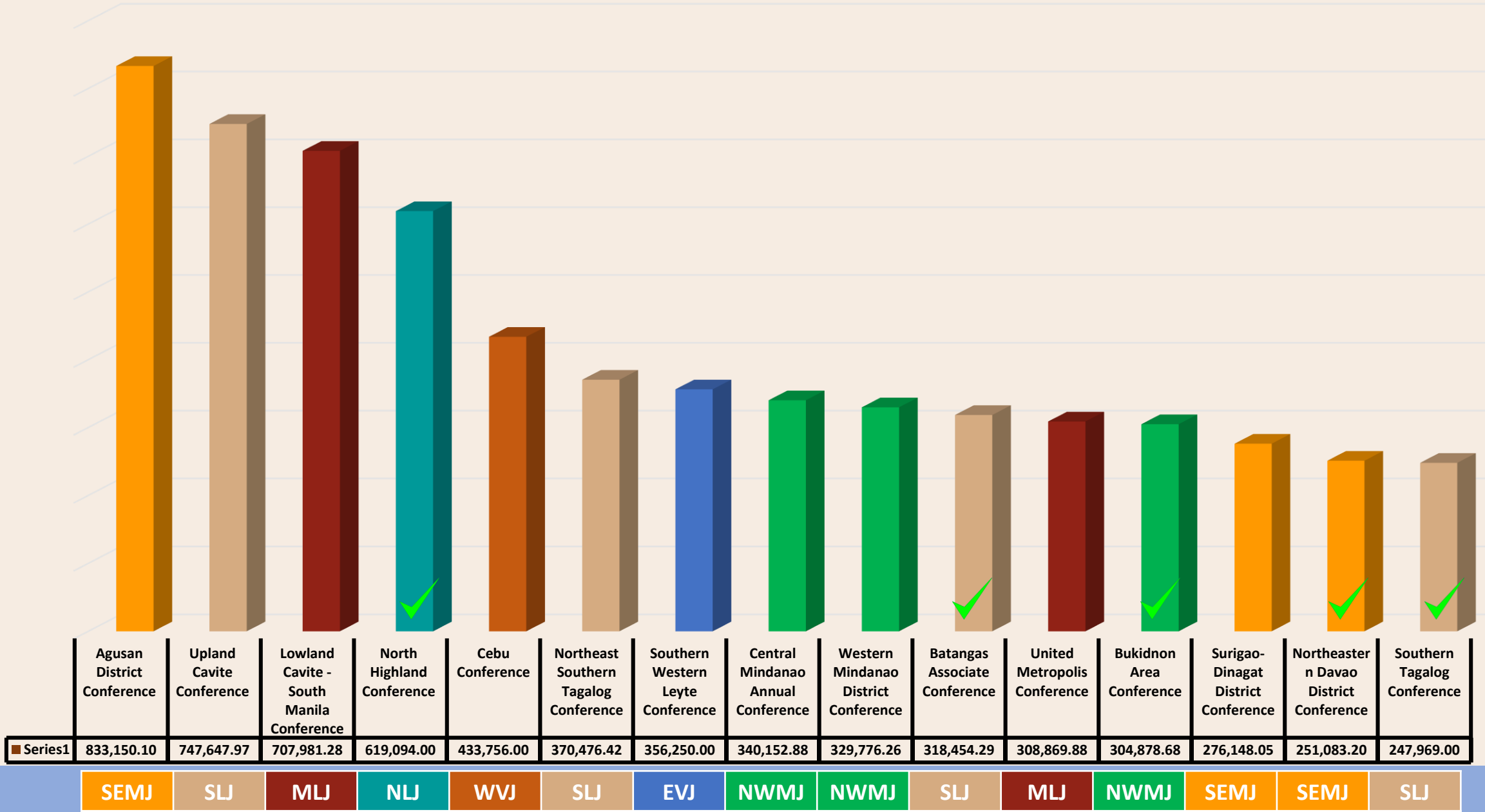
CONFERENCE PARTICIPATION



✓ CONSISTENT GIVERS

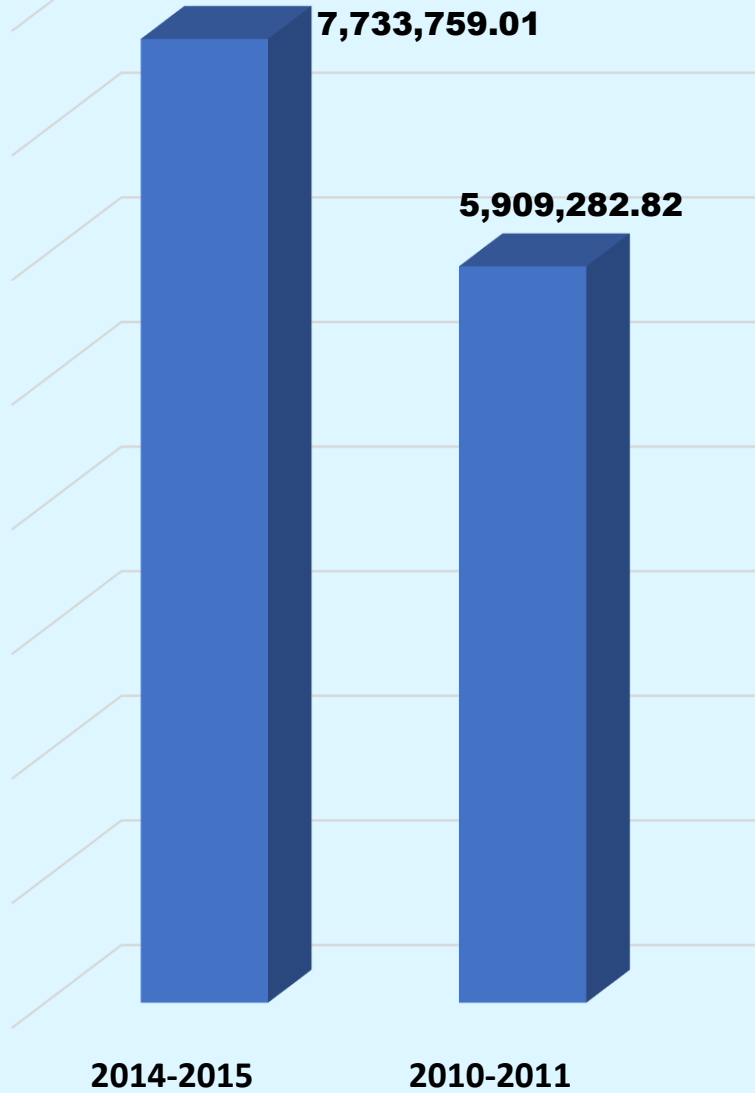


TOP 15 CONFERENCES

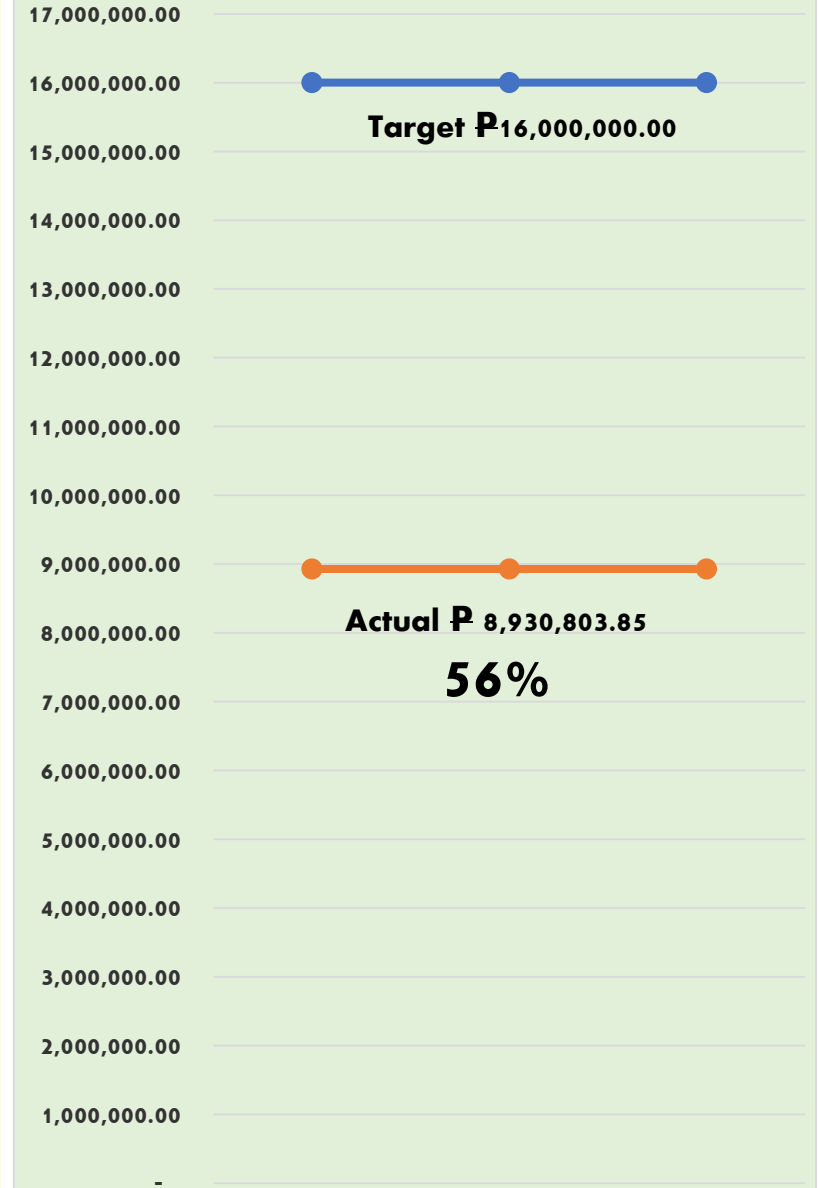
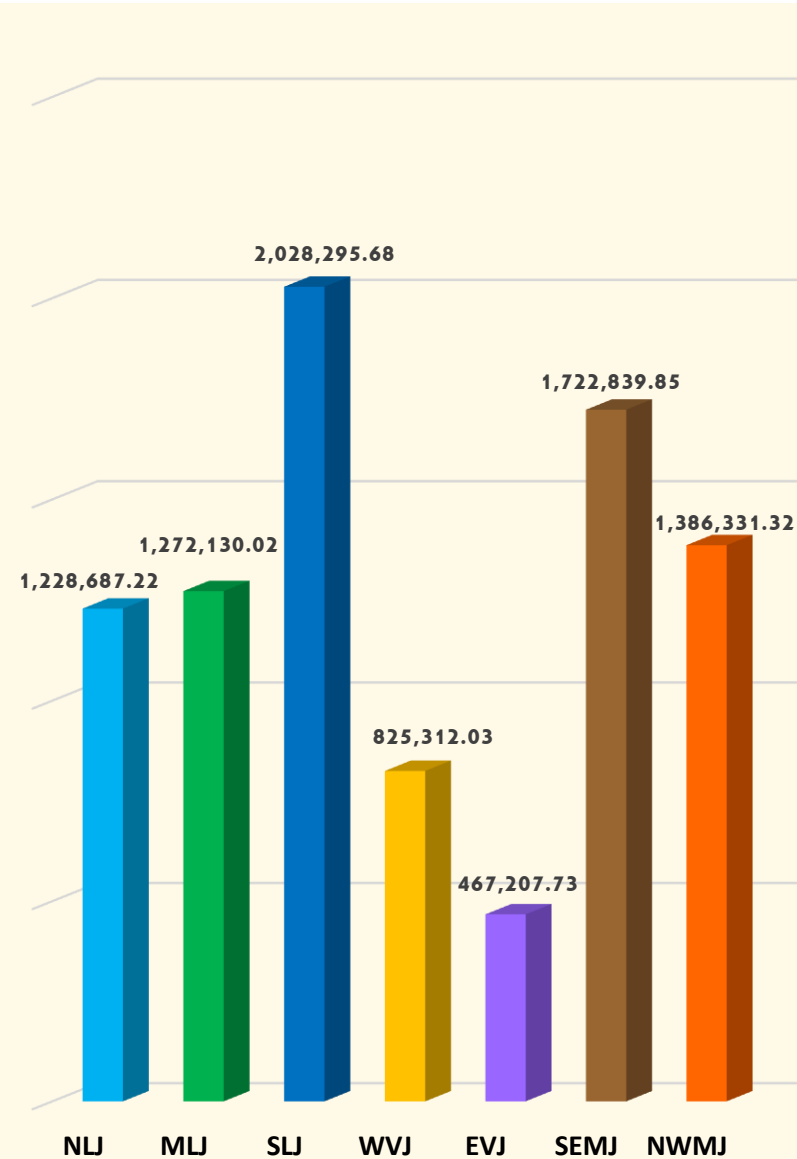


JURISDICTIONAL GIVING

1ST YEAR OF THE QUADRENNIUM



June 1, 2018 – January 31, 2018
(EY 2018 – 2019)





Thank You!