



WIDER MISSION SUPPORT (EY 2018-2019)

(June 1, 2018 – February 28, 2019)

Nothing Happens
Unless
"Someone"
Moves. (Albert Einstein)

1 We may make our plans, but God has the last word. **2** You may think everything you do is right, but the Lord judges your motives. **3** Ask the Lord to bless your plans, and you will be successful in carrying them out. (PROVERBS 16:1-3)

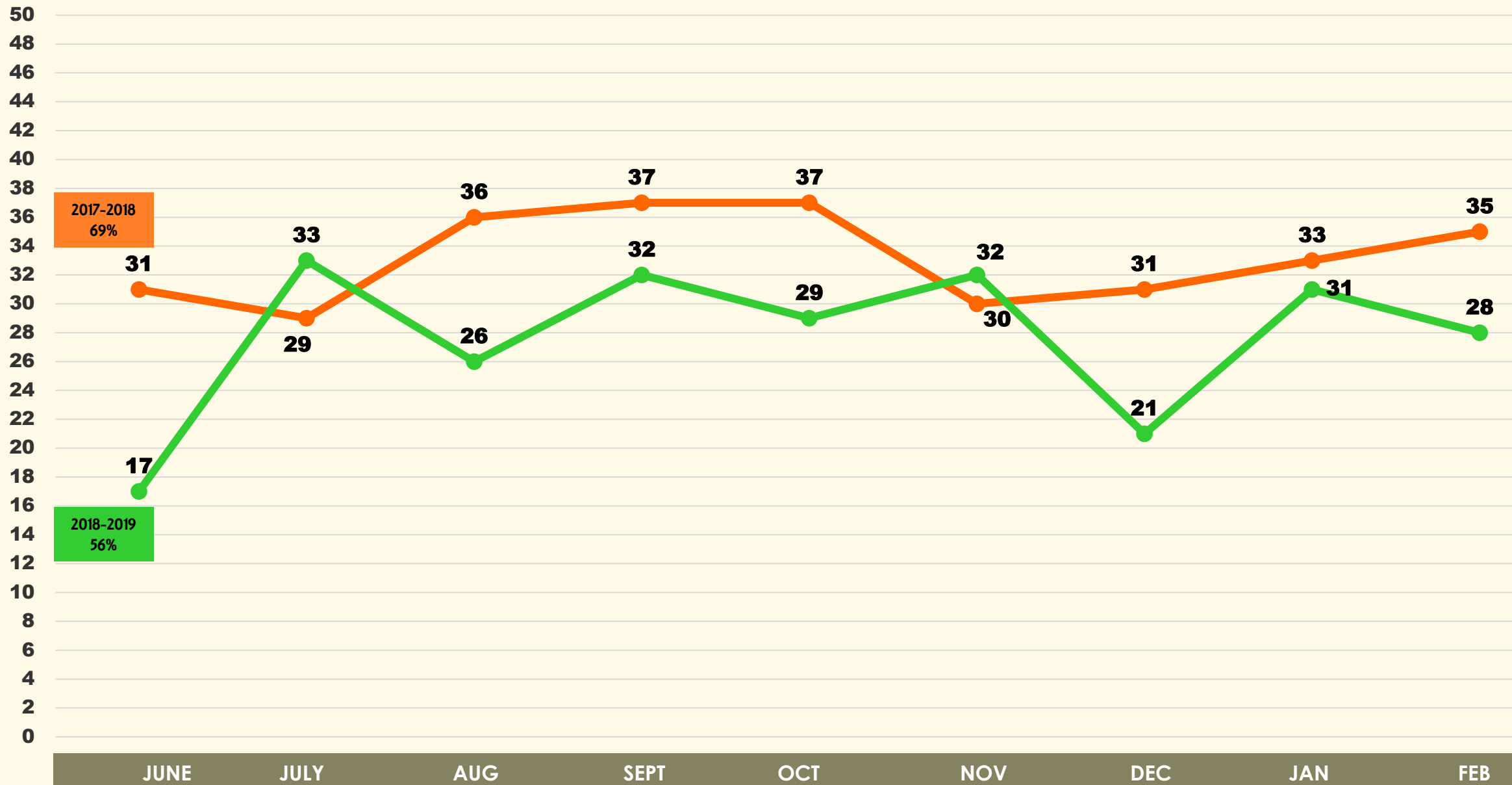
WIDER MISSION SUPPORT

2018-2019											2017-2018
	JUNE	JULY	AUGUST	SEPTEMBER	OCTOBER	NOVEMBER	DECEMBER	JANUARY	FEBRUARY	TOTAL	June-February
NORTH LUZON JURISDICTION											
Apayao Associate Conference		3,741.00				3,262.00	2,000.00		10,000.00	19,003.00	31,300.00
Highland Conference		21,000.00				25,000.00	50,000.00		50,000.00	146,000.00	240,513.00
North Central Luzon Conference		50,722.20				22,168.69	40,155.50			113,046.39	127,607.78
North Central Luzon-Amburayan Conference			27,878.25				18,062.00			45,940.25	105,665.00
Northeast Luzon Conference			20,000.00	10,000.00	25,000.00	19,657.50		28,199.00	25,000.00	127,856.50	162,400.00
Northwest Luzon Conference		23,151.28			16,692.53			69,630.02		109,473.83	99,667.18
North Highland Conference	54,000.00	26,000.00	34,263.00	40,000.00	50,000.00	100,000.00	179,035.00	135,796.00	49,041.00	668,135.00	321,904.57
Middle Higland Conference		17,440.00				25,423.25	6,920.00	5,917.00	6,573.00	69,008.25	40,000.00
New Abra Conference (ISAC)		4,000.00			2,000.00			3,000.00	2,000.00	11,000.00	12,000.00
sub-total	54,000.00	146,054.48	82,141.25	68,692.53	150,853.94	236,795.00	187,952.00	302,198.02	80,776.00	1,309,463.22	1,141,057.53
MIDDLE LUZON JURISDICTION											
United Metropolis Conference	15,496.66	8,167.66	27,199.23	52,853.51	52,268.94	56,614.66		96,269.22	101,491.78	410,361.66	444,739.90
Lowland Cavite - South Manila Conference	138,238.00	93,888.19	102,247.15	96,740.06	51,272.24	109,159.94		116,435.70	100,000.00	807,981.28	850,198.32
West Central Luzon Conference	19,800.00	12,000.00		12,000.00	36,278.86	8,700.00		15,120.00	25,700.00	129,598.86	112,100.00
Northeast Nueva Ecija Asso. Conference		3,069.00	9,311.00					9,000.00		21,380.00	15,900.00
Central Luzon Conference							10,000.00		3,000.00	13,000.00	51,286.20
Manila North Conference			30,000.00	15,000.00	15,000.00	30,000.00		40,000.00		130,000.00	130,000.00
sub-total	173,534.66	117,124.85	168,757.38	176,593.57	154,820.04	204,474.60	10,000.00	276,824.92	230,191.78	1,512,321.80	1,604,224.42
SOUTH LUZON JURISDICTION											
Upland Cavite Conference	100,958.00	106,491.46	101,469.35	96,607.09		190,548.58	87,363.24	64,210.25	93,459.11	841,107.08	987,699.93
Batangas Associate Conference	58,228.16	42,595.96	32,937.45	42,307.58	13,319.54	43,318.92	10,387.28	75,359.40	40,954.85	359,409.14	494,922.43
Oriental Mindoro Conference				5,000.00					9,500.00	14,500.00	14,641.00
Occidental Mindoro Associate Conference						6,000.00				6,000.00	9,008.00
Southern Tagalog Conference	59,380.64	19,762.54	23,746.94	28,746.80	18,395.17	24,481.86	19,999.12	53,455.93	32,444.68	280,413.68	245,402.64
North Bicol Conference	77,499.75	28,377.45	42,024.32			71,399.75			157,248.25	376,549.52	250,466.62
South Bicol Conference		34,192.78		18,253.57	8,331.70	16,396.91		18,044.07	38,273.88	133,492.91	171,083.14
Northeast Southern Tagalog Conference			54,292.35	64,161.37	59,091.08	93,355.44	72,606.11	26,970.07		370,476.42	486,606.53
Palawan Associate Conference	2,714.00	3,217.85		4,238.85	5,007.00			3,050.00	3,466.54	21,694.24	20,922.29
sub-total	298,780.55	234,638.04	254,470.41	259,315.26	104,144.49	445,501.46	190,355.75	241,089.72	375,347.31	2,403,642.99	2,680,752.58

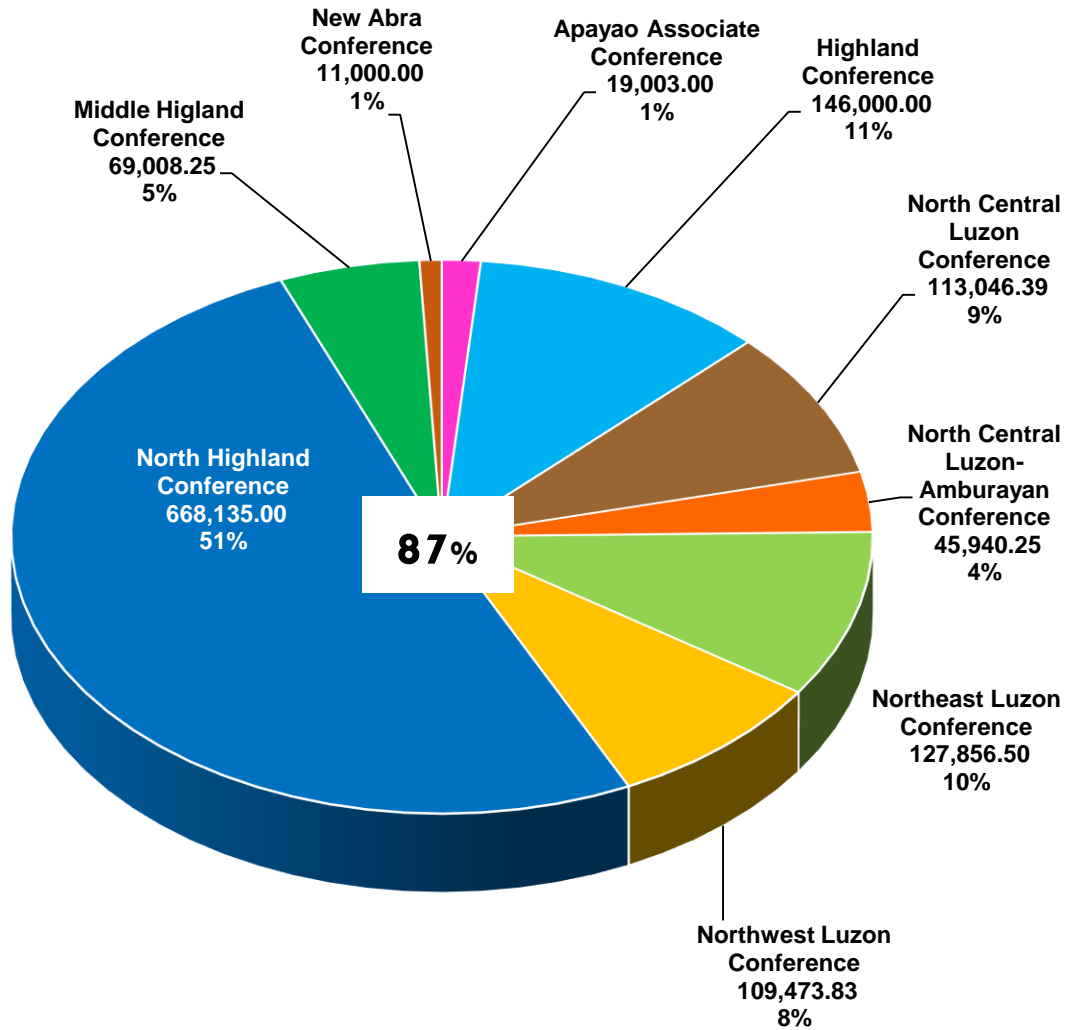
WIDER MISSION SUPPORT

2018-2019											2017-2018
	JUNE	JULY	AUGUST	SEPTEMBER	OCTOBER	NOVEMBER	DECEMBER	JANUARY	FEBRUARY	TOTAL	June-February
WESTERN VISAYAS JURISDICTION											
Bohol Conference	12,122.50	10,265.50	24,034.28	25,104.25	19,550.25	26,183.05	14,317.84	15,235.25	12,569.53	159,382.45	164,600.94
Cebu Conference				433,756.00					241,882.42	675,638.42	574,006.35
North Negros Conference				10,000.00		10,000.00				20,000.00	140,000.00
Negros District Conference				141,900.91						141,900.91	454,334.38
Central Negros Associate Conference				38,500.00	3,749.00	8,000.00				50,249.00	67,425.00
Western Visayas Conference			9,250.20			23,343.00				32,593.20	93,026.00
sub-total	12,122.50	10,265.50	33,284.48	649,261.16	23,299.25	67,526.05	14,317.84	15,235.25	254,451.95	1,079,763.98	1,493,392.67
EASTERN VISAYAS JURISDICTION											
Masbate Conference	10,000.00	6,736.83			10,000.00				10,000.00	36,736.83	-
Northeastern Leyte-Biliran Conference		12,000.00		10,950.00			8,882.90			31,832.90	111,129.94
Samar Island District Conference		6,530.00		6,622.00	8,459.00	4,910.00		5,867.00	4,617.00	37,005.00	48,673.00
Southern Western Leyte Conference	50,100.00	50,550.00	50,750.00	50,895.00		51,155.00	51,250.00	51,550.00		356,250.00	456,675.00
Northern Western Samar Conference		20,000.00								20,000.00	51,000.00
sub-total	60,100.00	95,816.83	50,750.00	68,467.00	18,459.00	56,065.00	60,132.90	57,417.00	14,617.00	481,824.73	667,477.94
SOUTHEAST MINDANAO JURISDICTION											
Surigao-Dinagat District Conference		30,250.00	44,350.00	50,250.00	61,497.80	33,725.25	16,520.00	39,555.00		276,148.05	526,285.60
Associate Conference of Surigao			37,610.00						67,471.49	105,081.49	
Agusan District Conference	86,294.05	99,931.10	106,149.75	80,742.85	127,483.85	116,260.40		216,288.10	66,035.25	899,185.35	729,308.55
Cotabato Annual Conference			10,000.00		10,000.00	20,000.00	10,000.00			50,000.00	85,000.00
South Cotabato Sarangani District Conf.		5,000.00	8,500.00	12,500.00	3,000.00	8,000.00	5,000.00	7,848.50	3,000.00	52,848.50	50,382.00
Northeastern Davao District Conference	27,328.85	25,031.15	39,205.80	22,829.70	29,060.10	47,152.00	26,475.60	34,000.00	37,986.45	289,069.65	277,475.25
Southern Mindanao District Conference	30,000.00		65,000.00	35,000.00	30,000.00	30,000.00	35,000.00		70,000.00	295,000.00	290,000.00
sub-total	143,622.90	160,212.25	310,815.55	201,322.55	261,041.75	255,137.65	92,995.60	297,691.60	244,493.19	1,967,333.04	1,958,451.40
NORTHWEST MINDANAO JURISDICTION											
Lanao District Conference		17,400.00			21,938.00		13,500.00	15,020.00		67,858.00	93,982.28
Central Mindanao Annual Conference		140,204.83		34,677.85				165,270.20	49,964.66	390,117.54	608,799.12
Bukidnon Area Conference	35,763.41	32,364.73	35,217.39	33,817.67	37,861.43	39,297.27	41,250.35	49,306.43	42,156.62	347,035.30	387,392.33
District Conf. of Northern Mindanao		35,600.00	72,068.00	34,900.00	36,200.00		32,897.50	36,000.00	48,720.00	296,385.50	452,575.76
Western Mindanao District Conference		40,928.25	38,636.00		96,988.26		53,600.00	99,623.75	81,240.25	411,016.51	433,387.00
District Conf. of Southern Zamboanga	12,000.00	12,000.00	12,000.00	12,000.00	12,000.00	12,000.00	12,000.00	12,000.00	12,000.00	108,000.00	75,500.00
District Conf. of Northern Zamboanga										0.00	263,737.00
sub-total	47,763.41	278,497.81	157,921.39	115,395.52	204,987.69	51,297.27	153,247.85	377,220.38	234,081.53	1,620,412.85	2,315,373.49
GRAND TOTAL	789,924.02	1,042,609.76	1,058,140.46	1,539,047.59	917,606.16	1,316,797.03	709,001.94	1,567,676.89	1,433,958.76	10,374,762.61	11,860,730.03

COMPARATIVE PARTICIPATION OF THE CONFERENCES

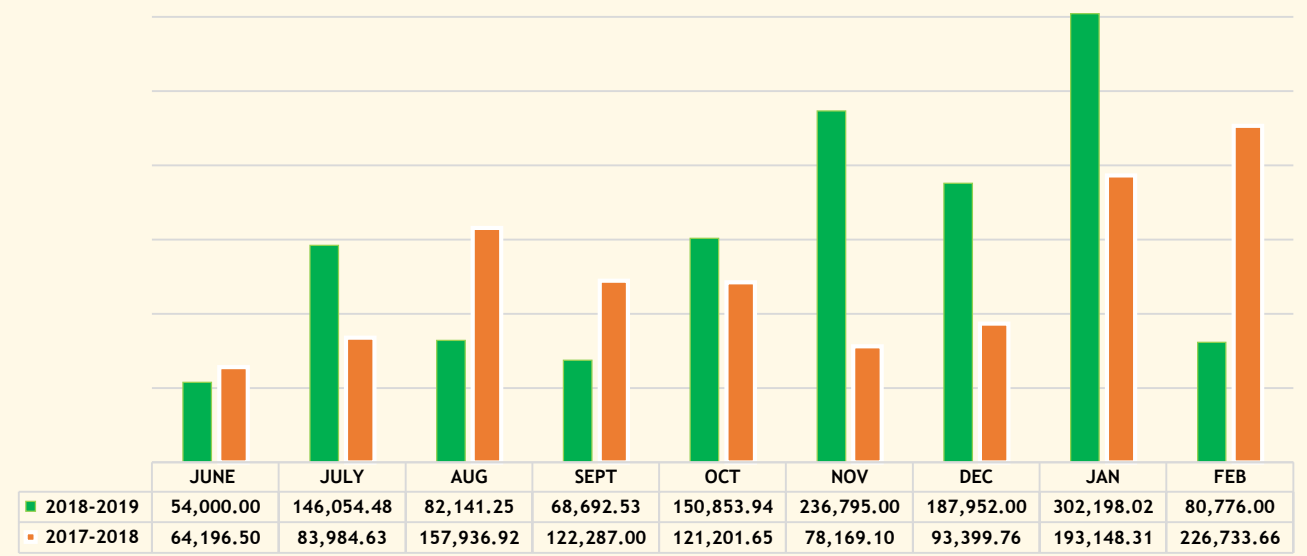


NORTH LUZON JURISDICTION -P- 1,309,463.22

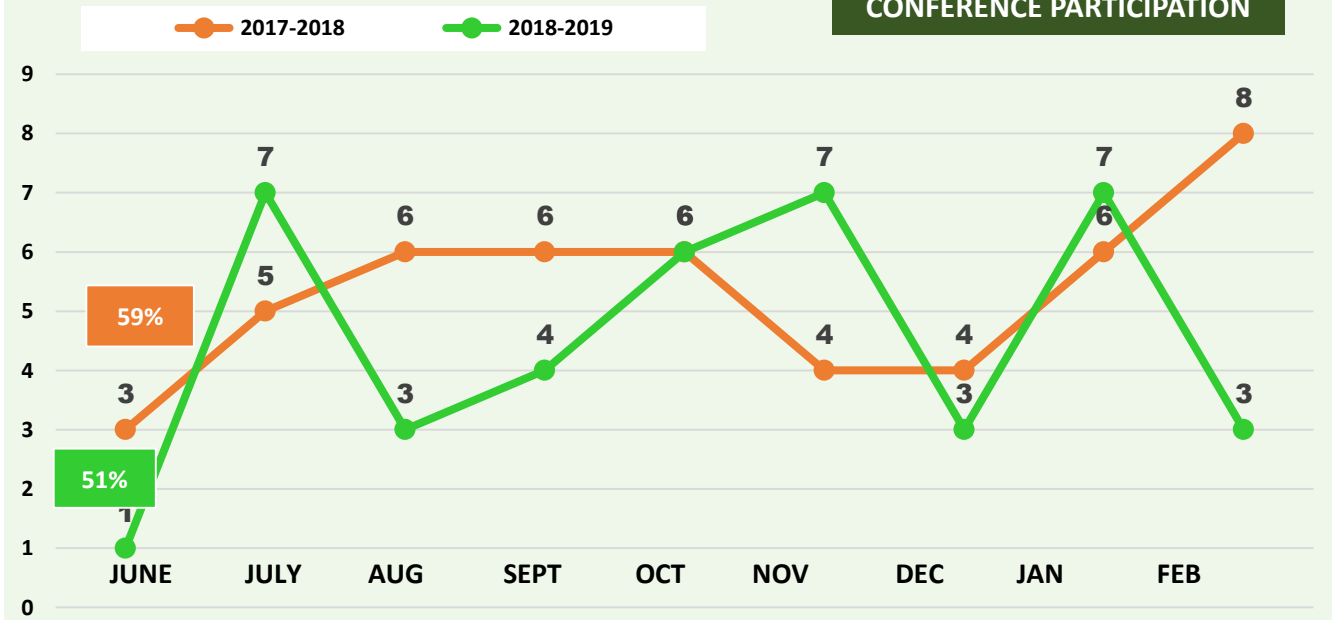


87%

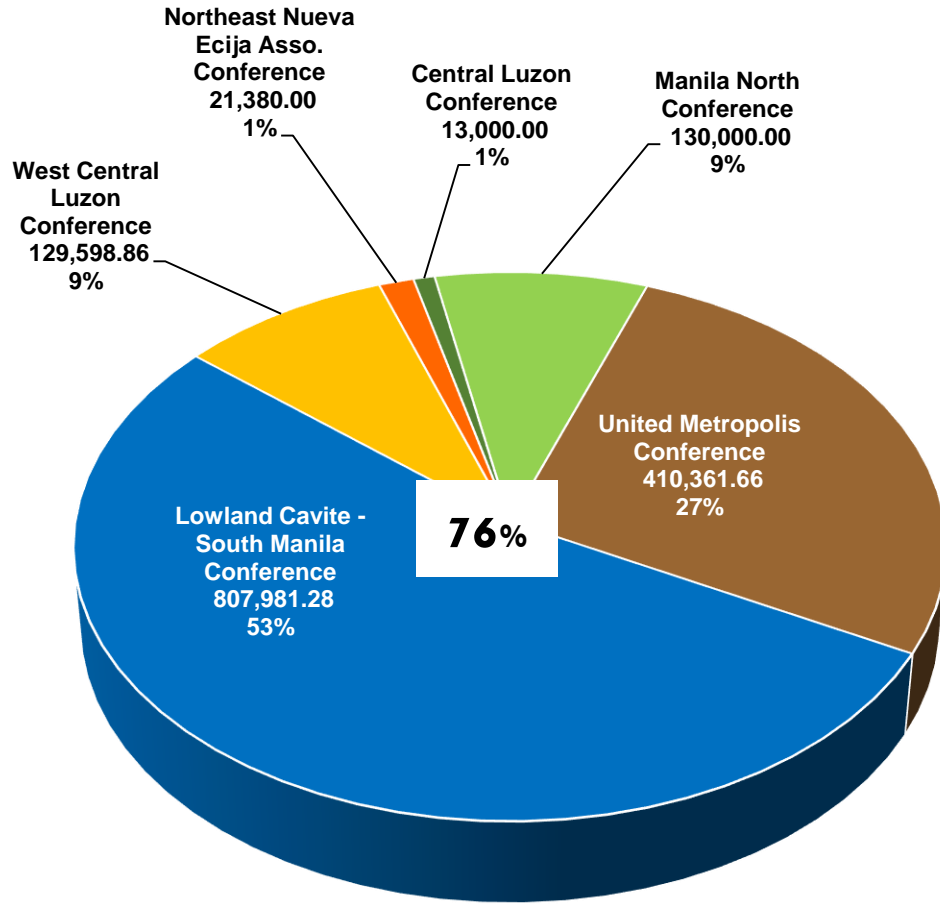
COMPARATIVE GIVING



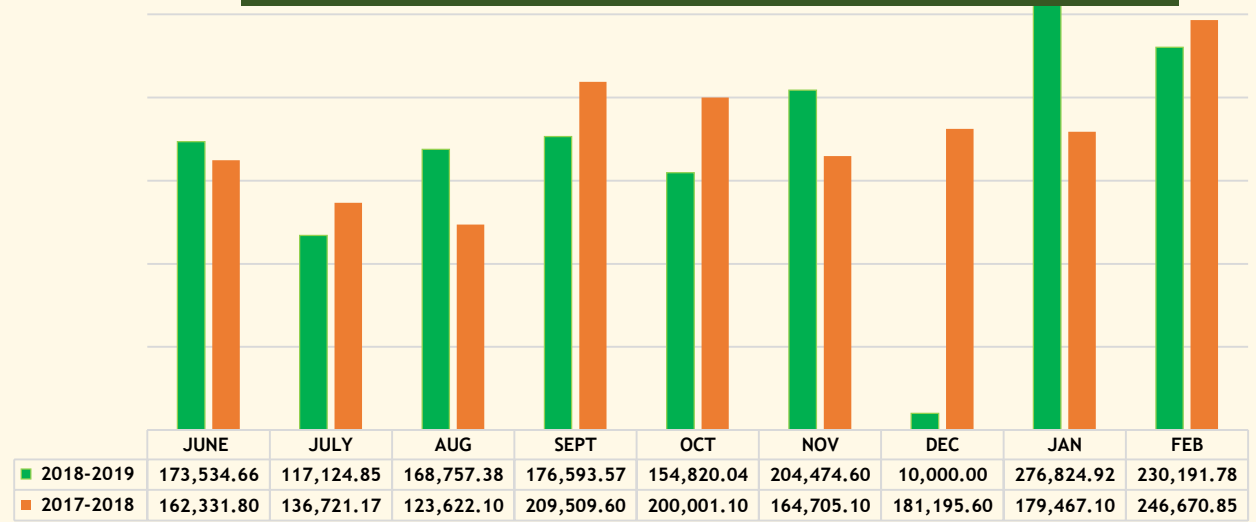
CONFERENCE PARTICIPATION



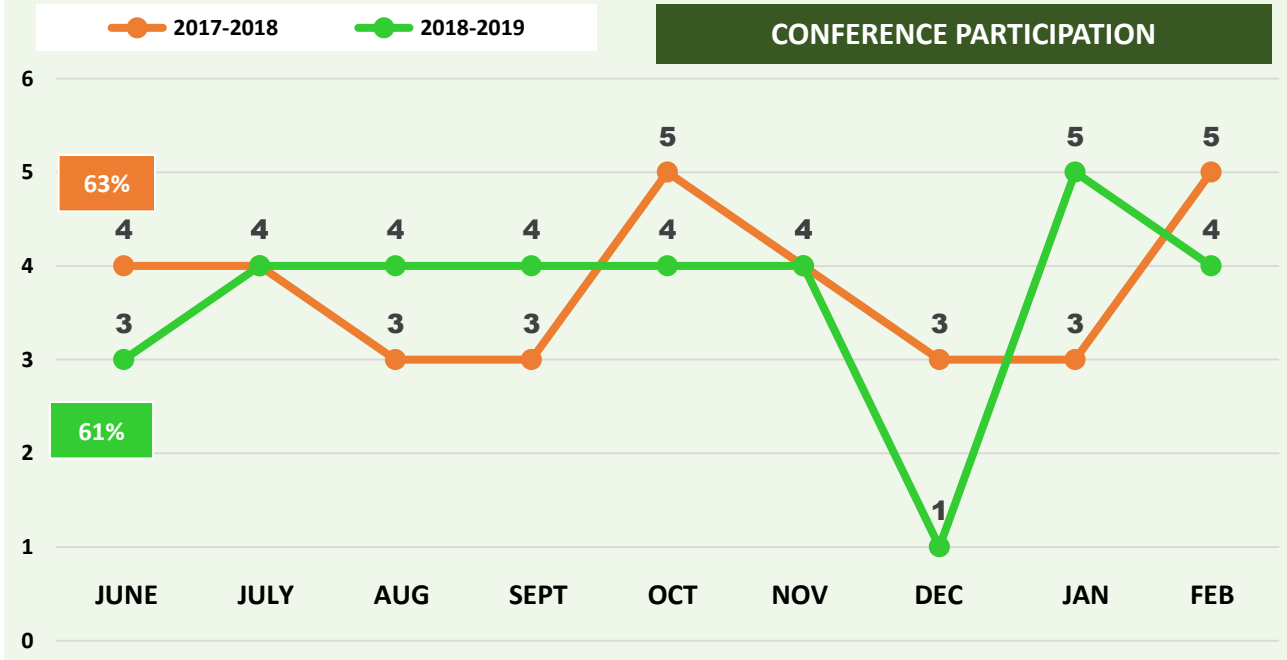
MIDDLE LUZON JURISDICTION -P- 1,512,321.80



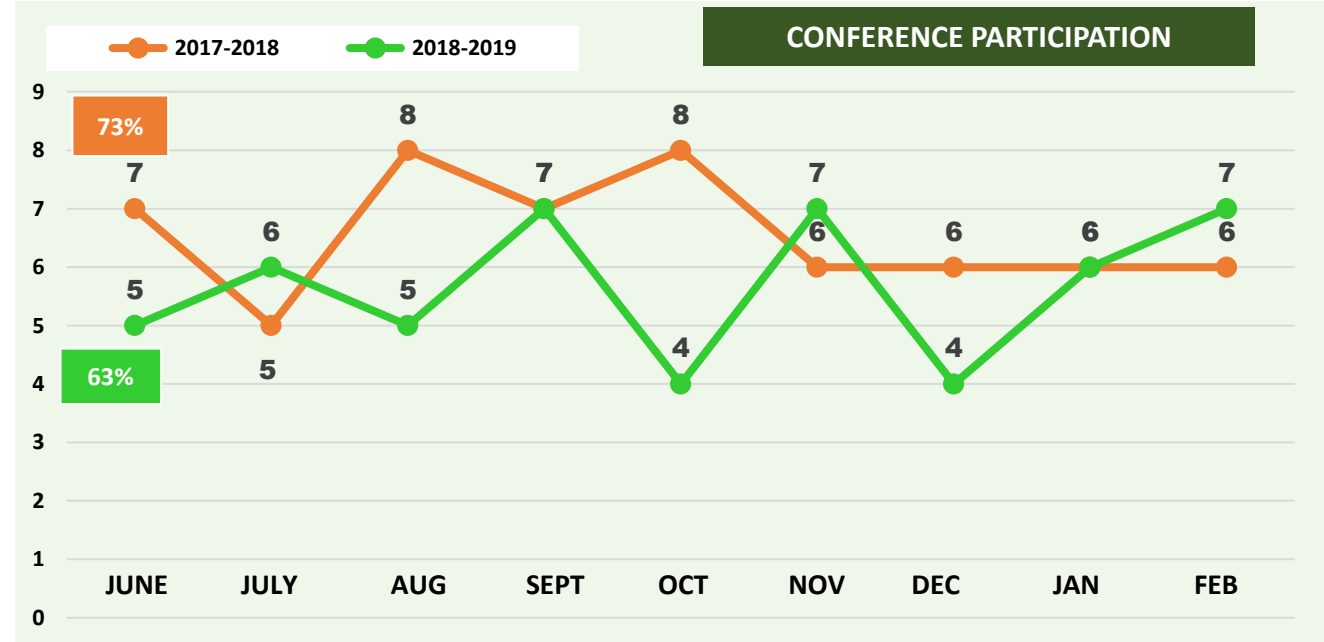
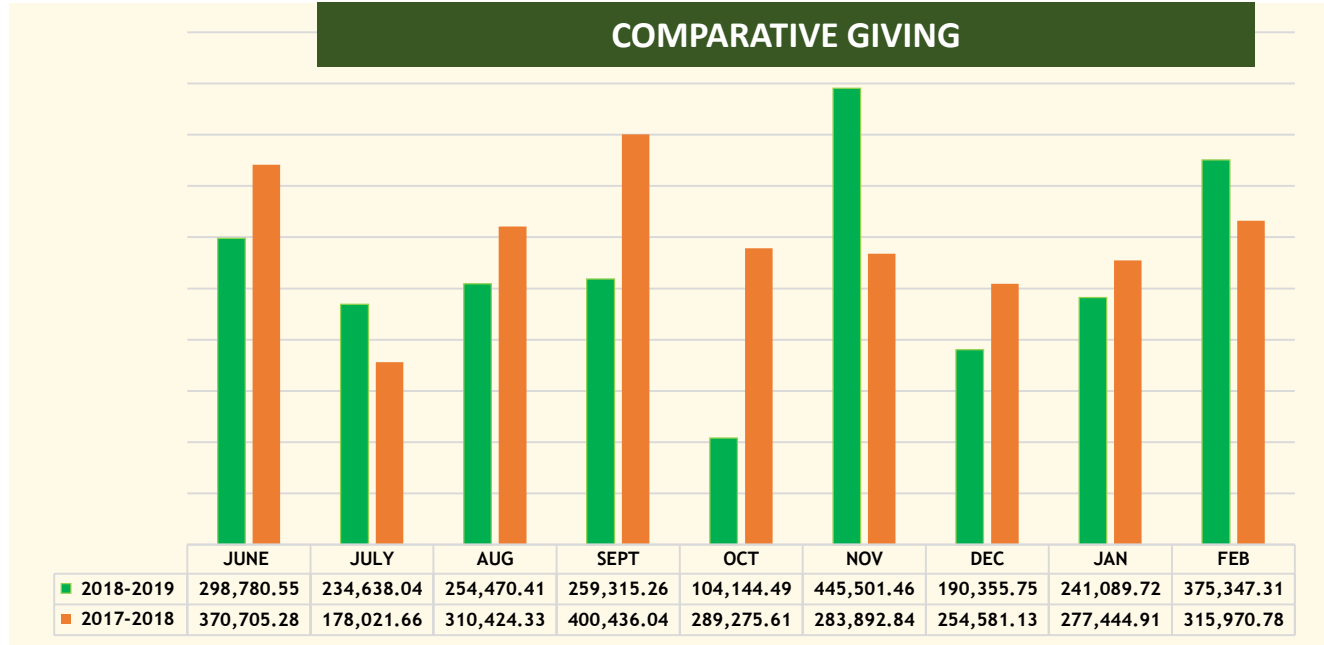
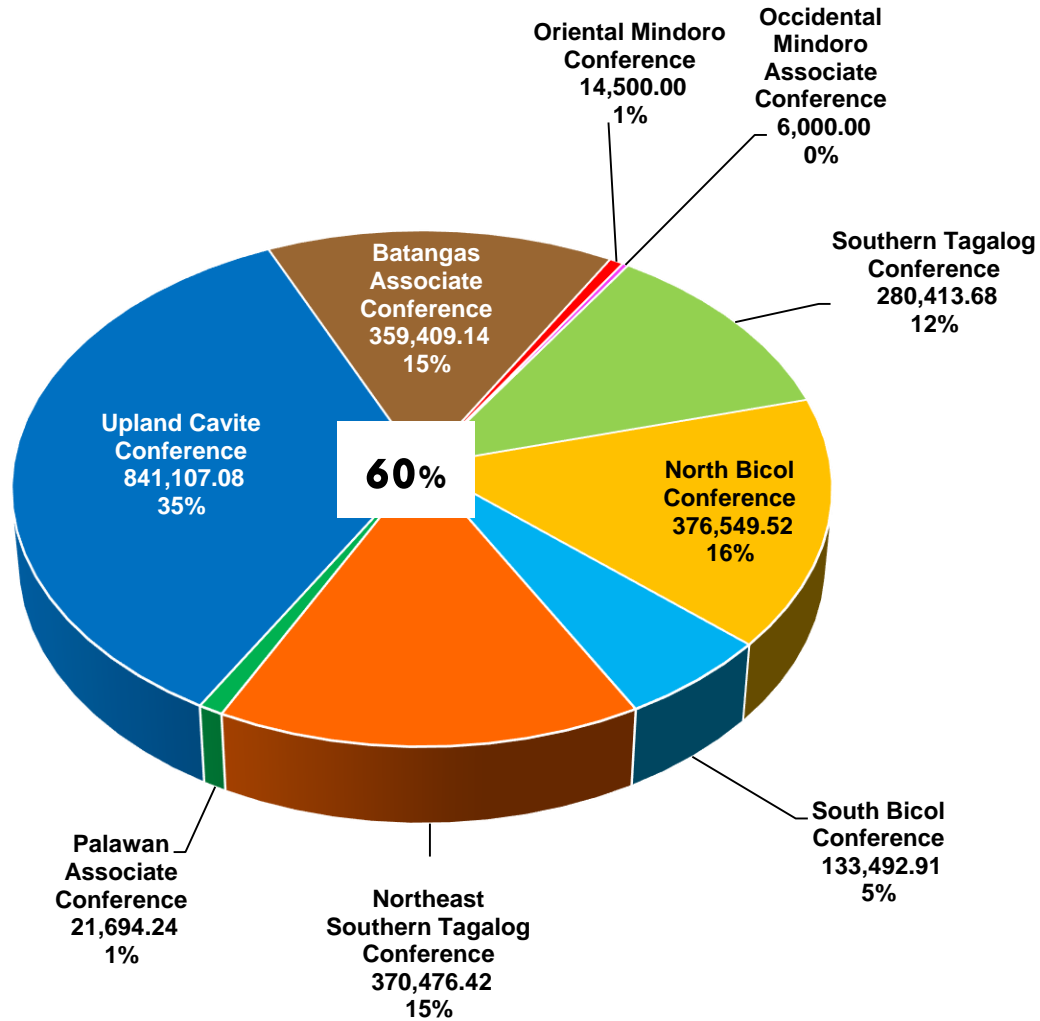
COMPARATIVE GIVING

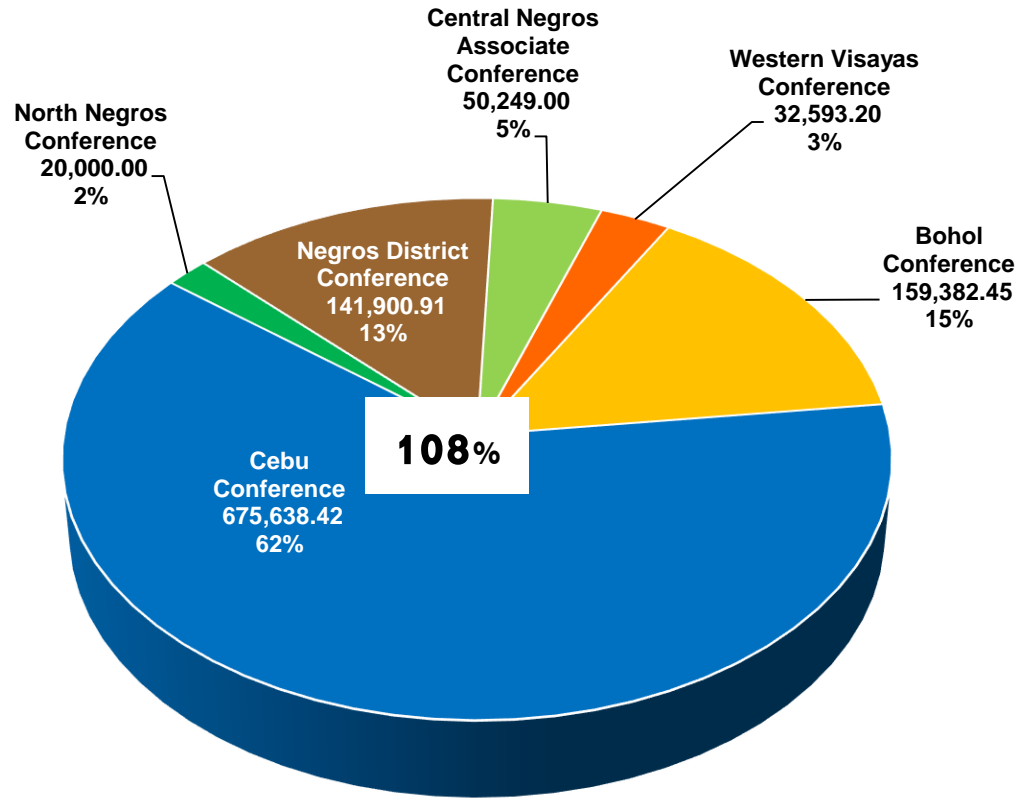


CONFERENCE PARTICIPATION

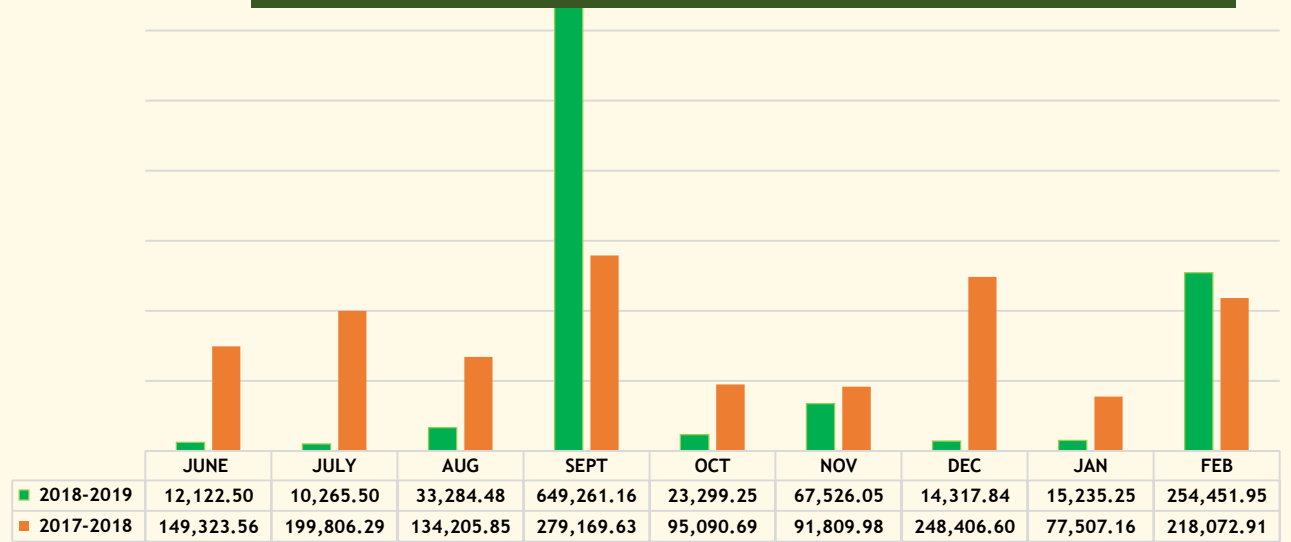


SOUTH LUZON JURISDICTION -P- 2,403,642.99

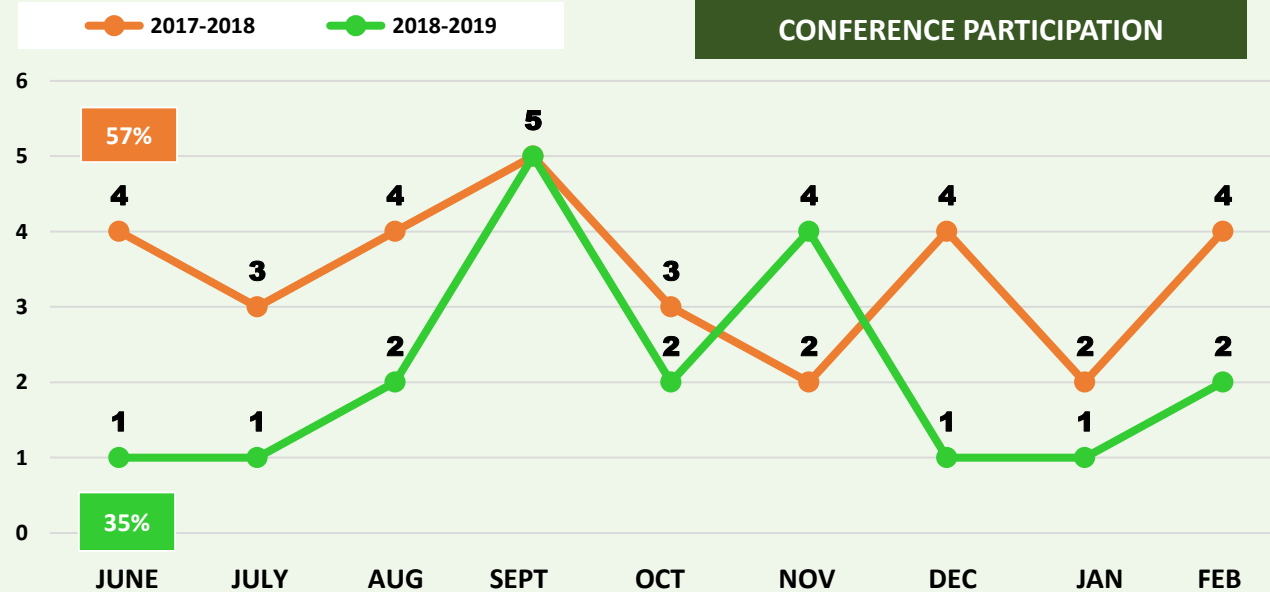




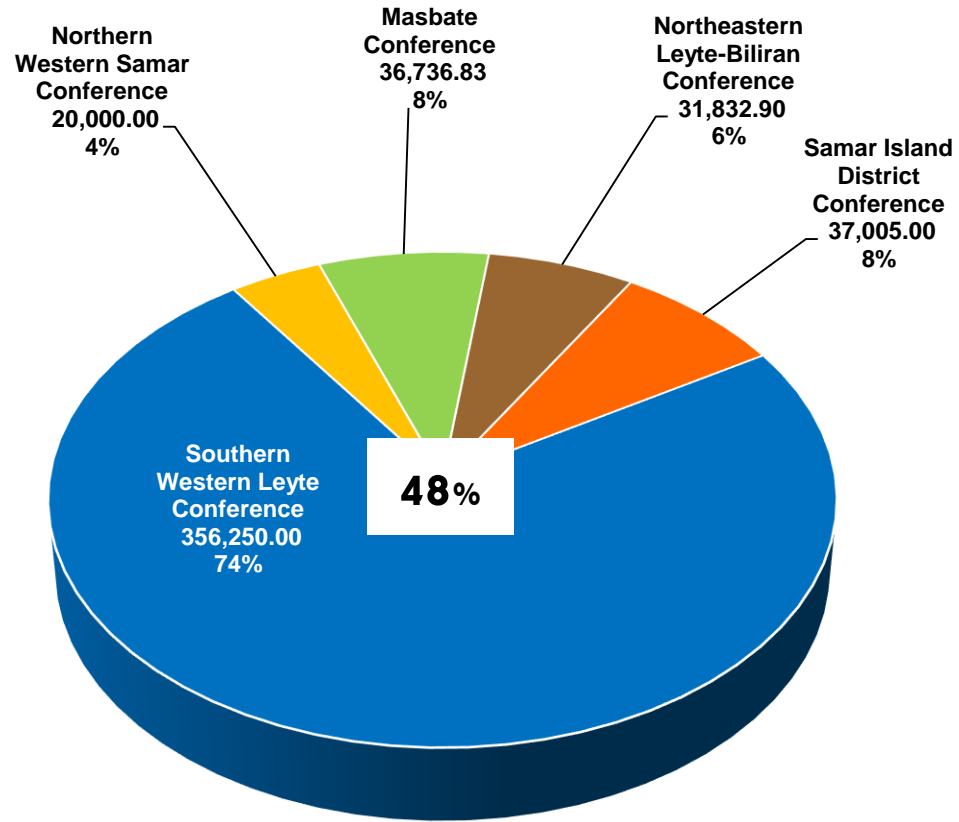
COMPARATIVE GIVING



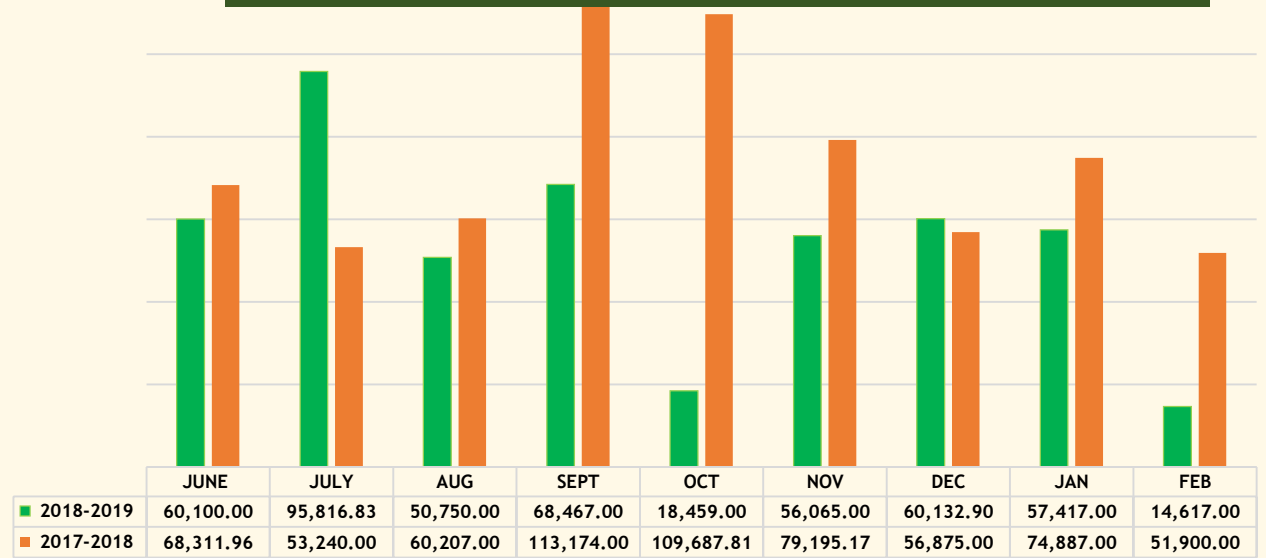
CONFERENCE PARTICIPATION



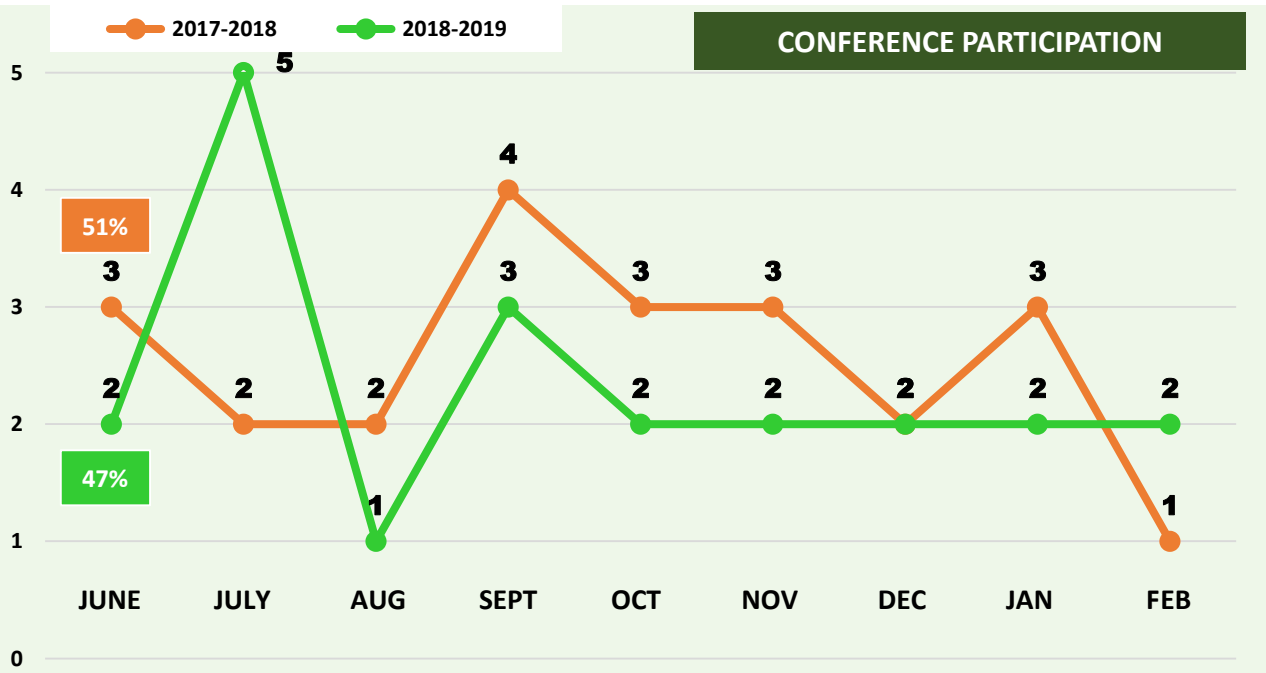
EAST VISAYAS JURISDICTION -P- 481,824.73



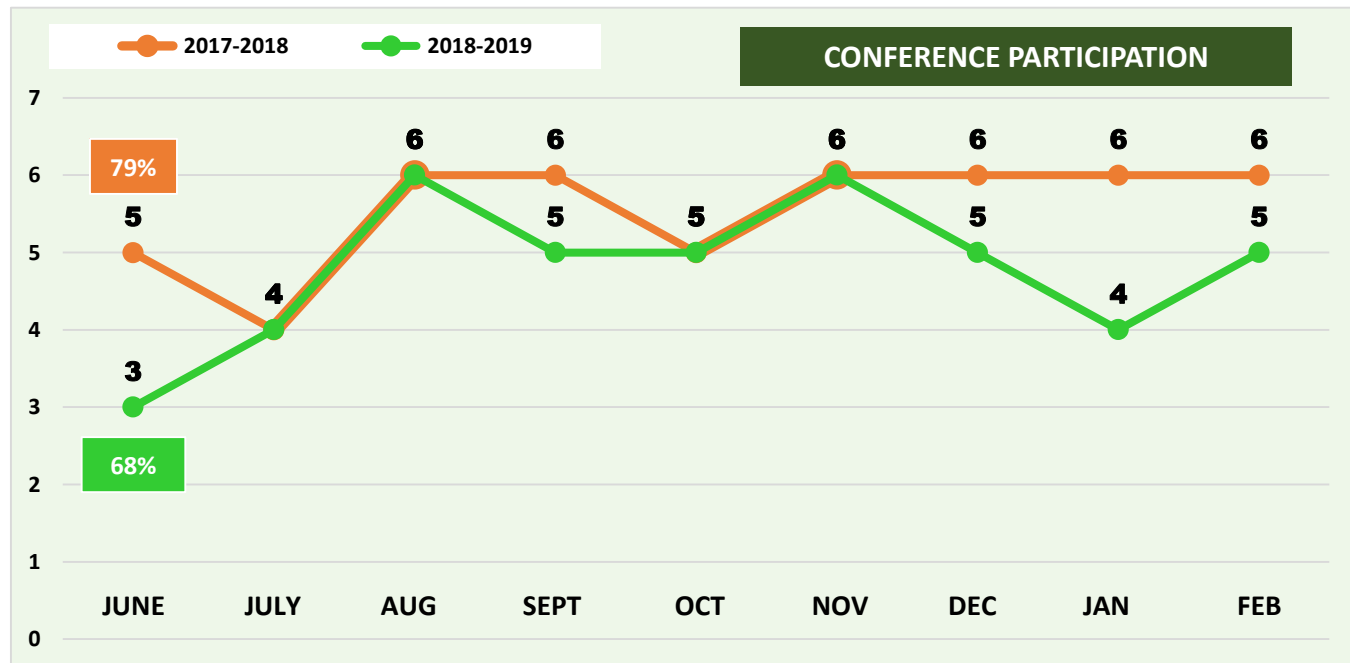
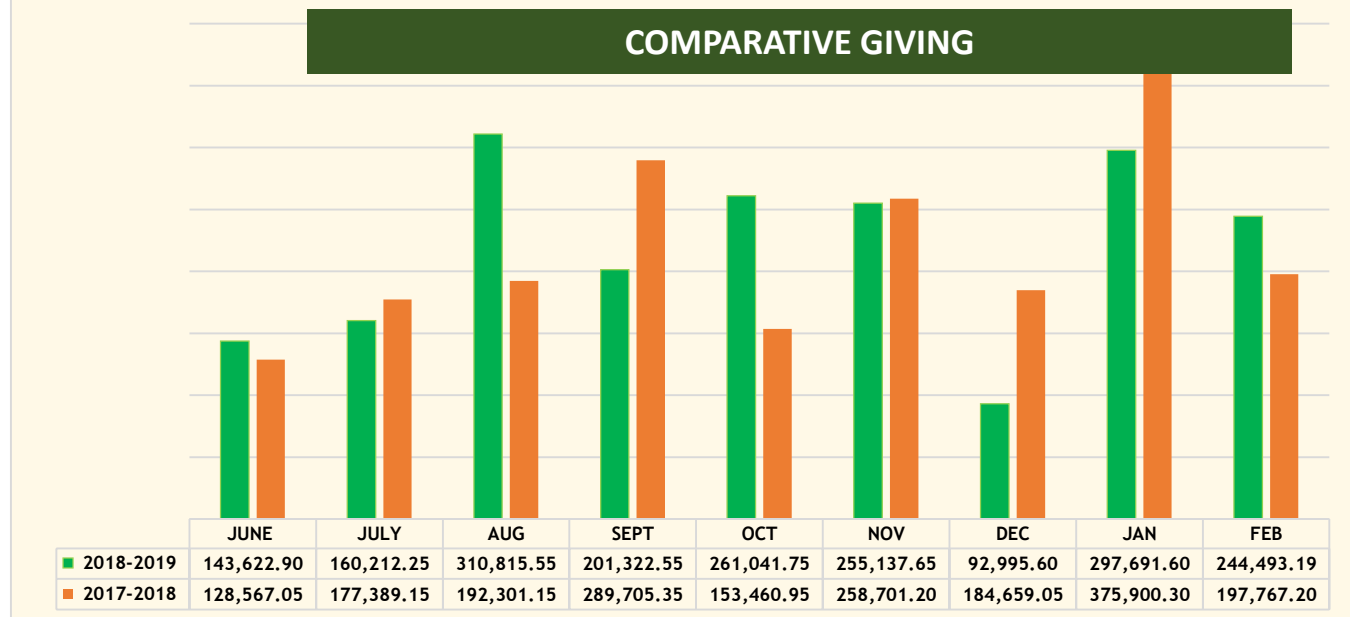
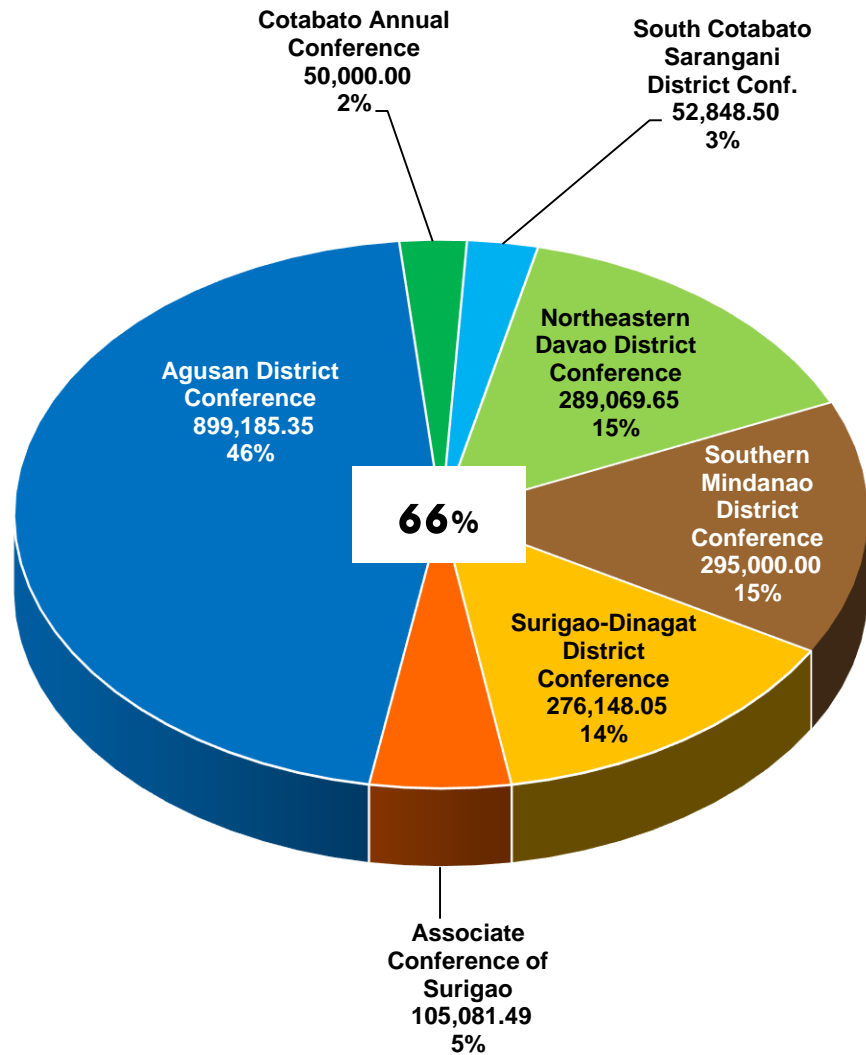
COMPARATIVE GIVING



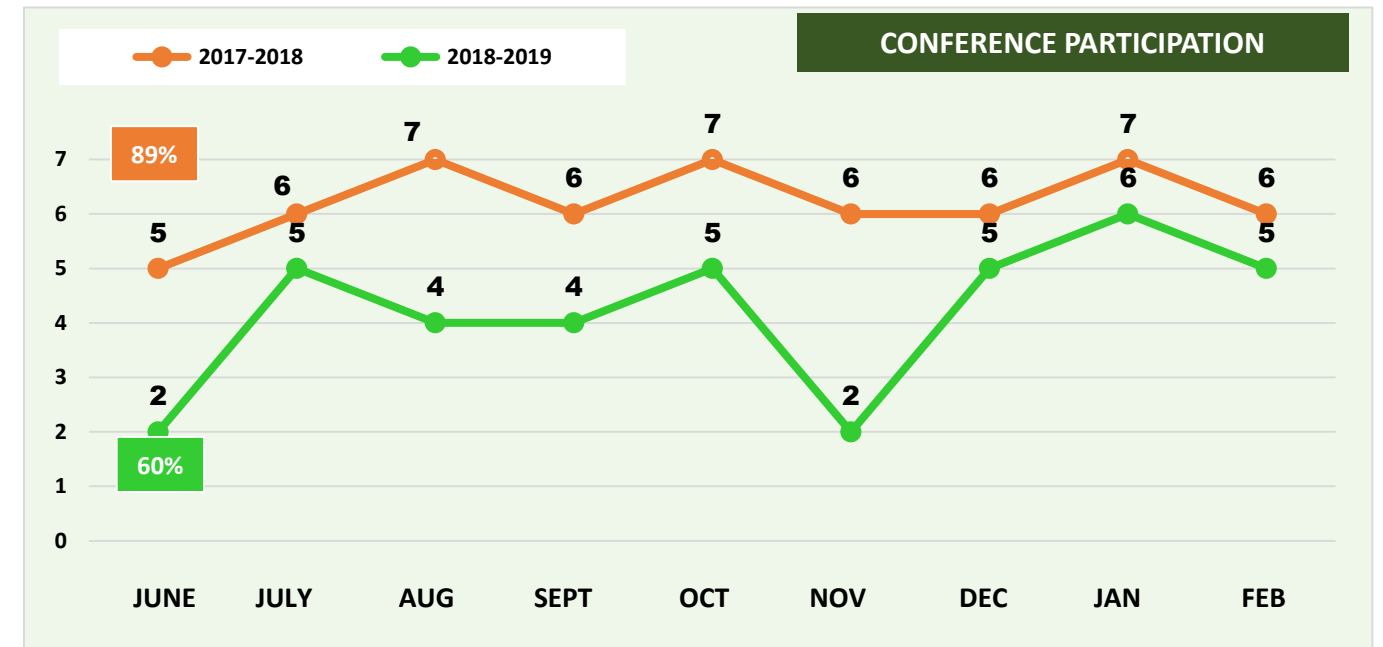
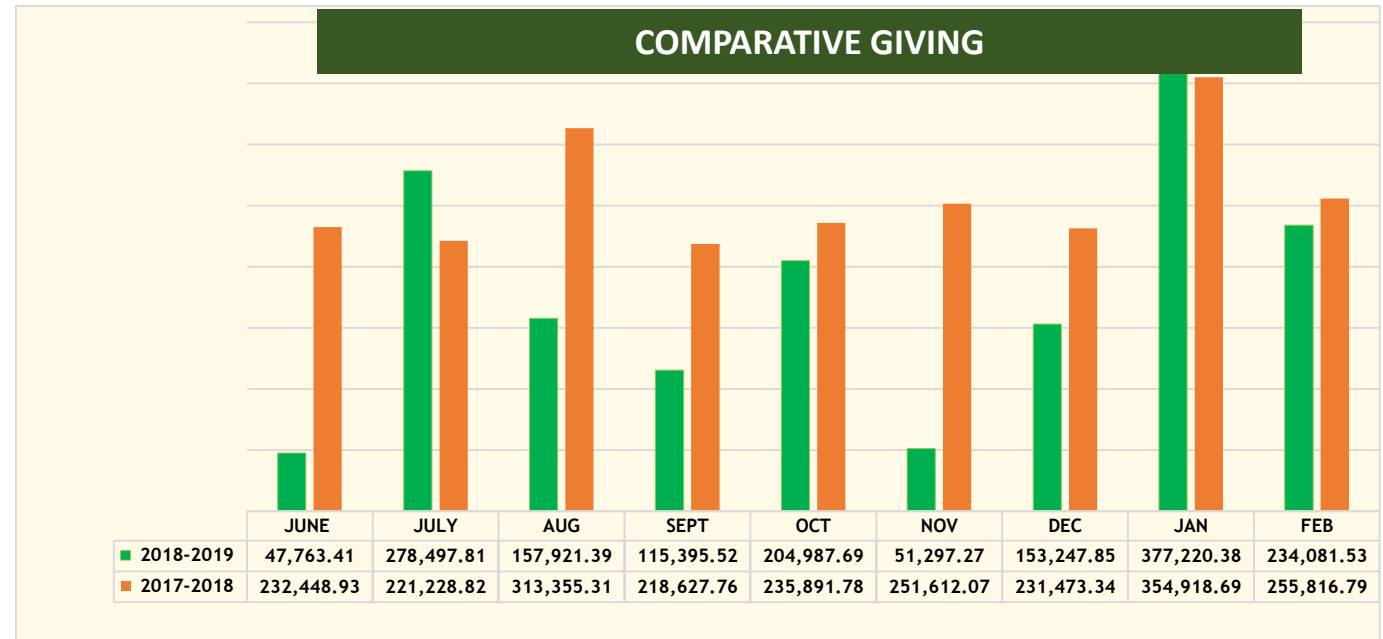
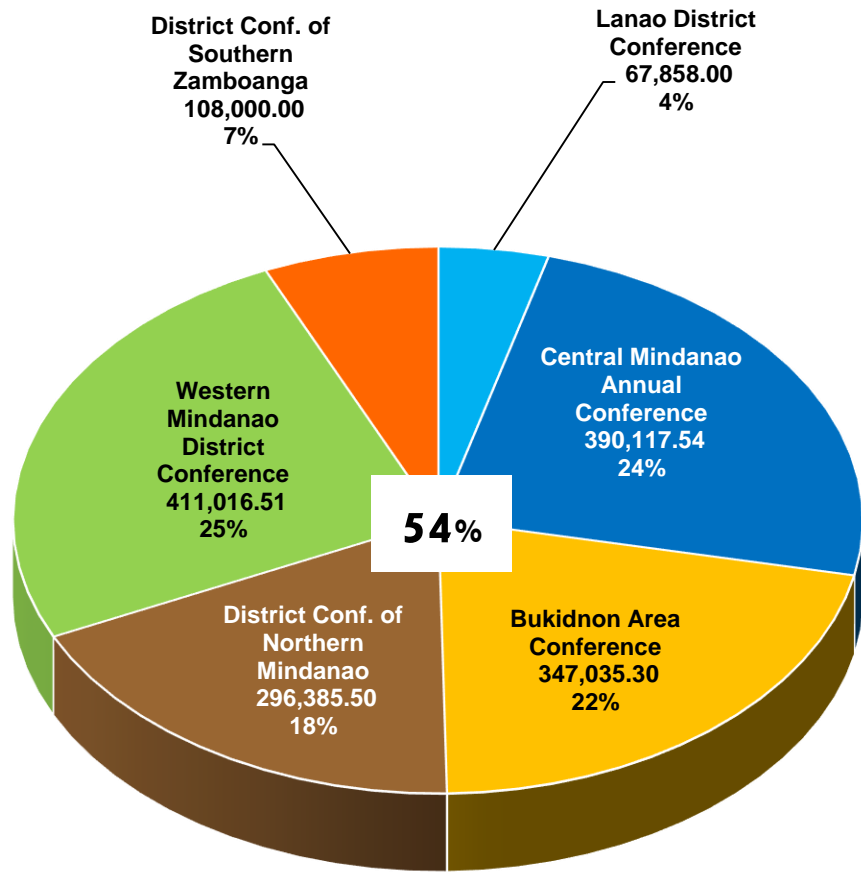
CONFERENCE PARTICIPATION



SOUTHEAST MINDANAO JURISDICTION -P- 1,967,333.04

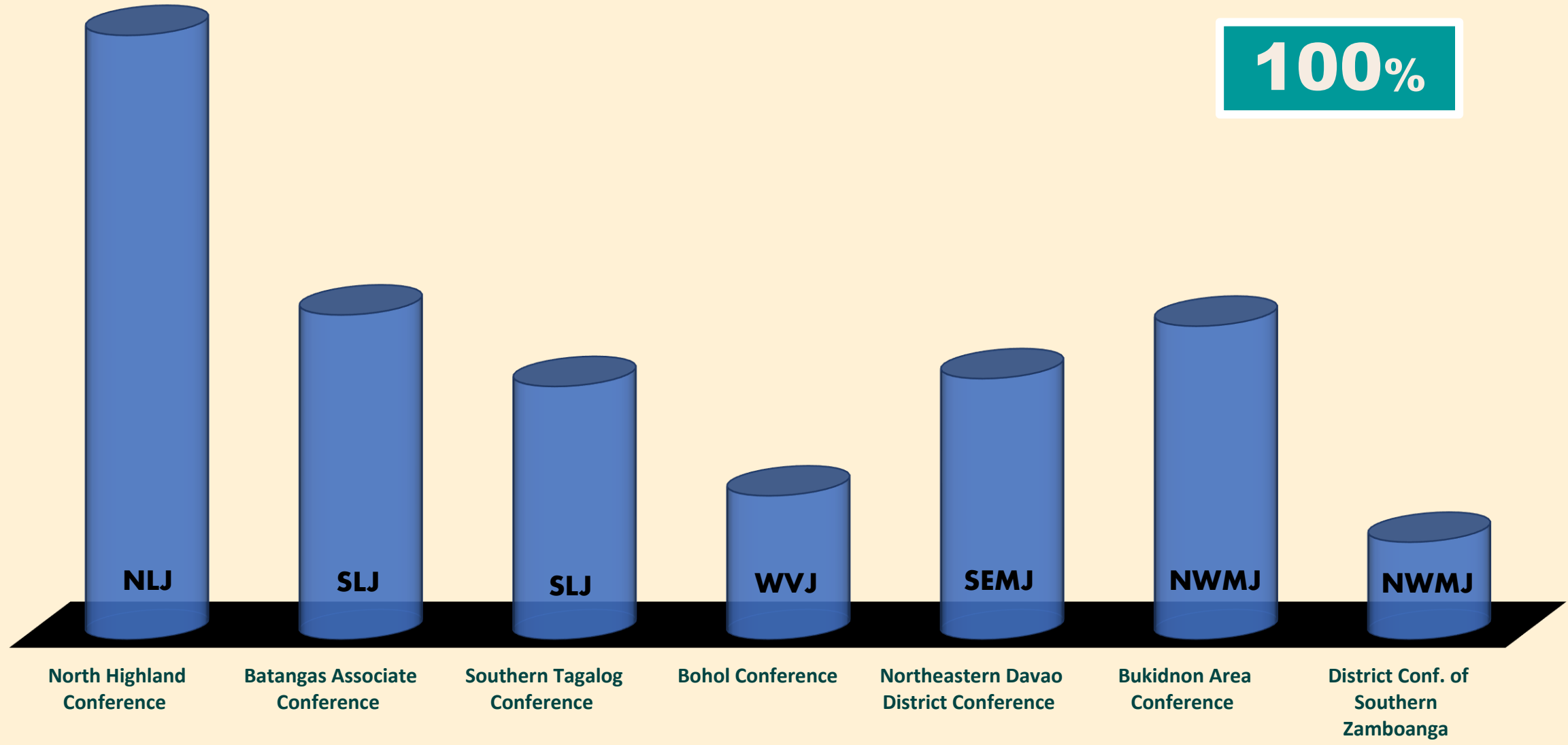


NORTHWEST MINDANAO JURISDICTION -P- 1,620,412.85

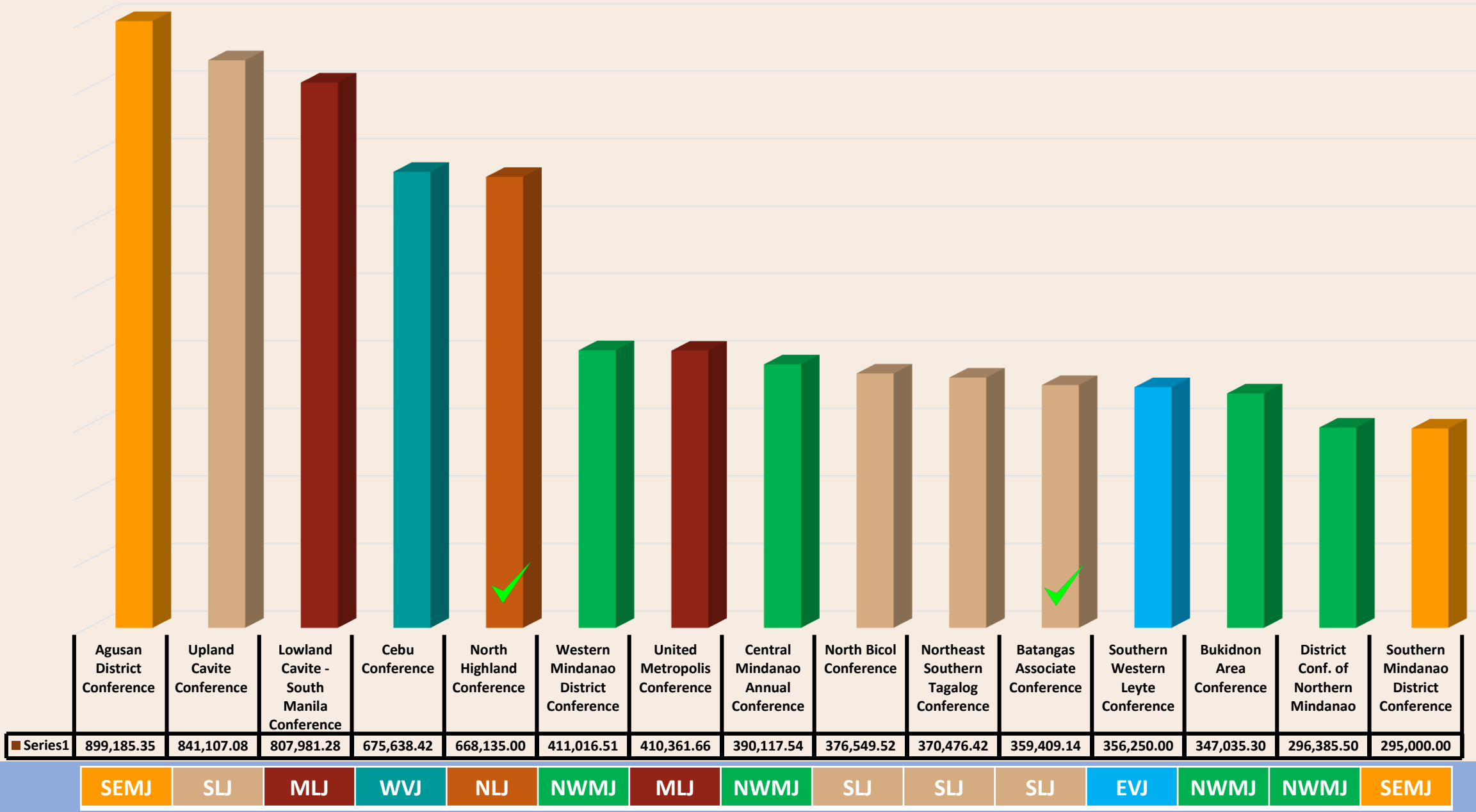


✓ CONSISTENT GIVERS

100%

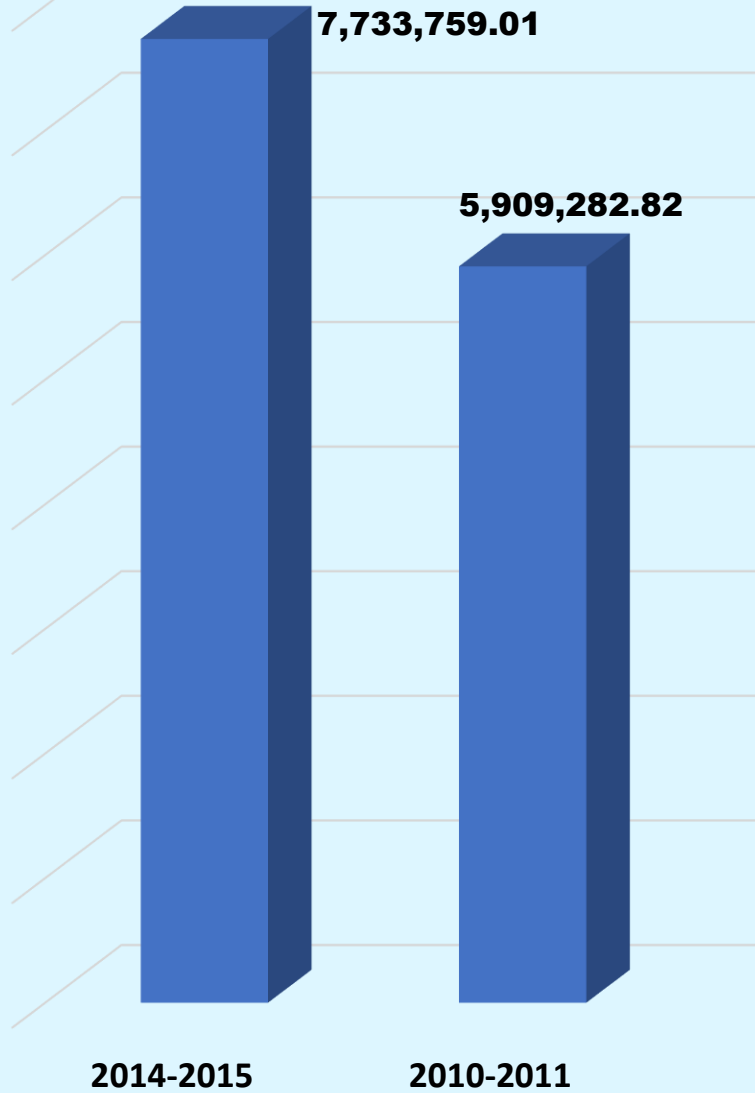


TOP 15 CONFERENCES

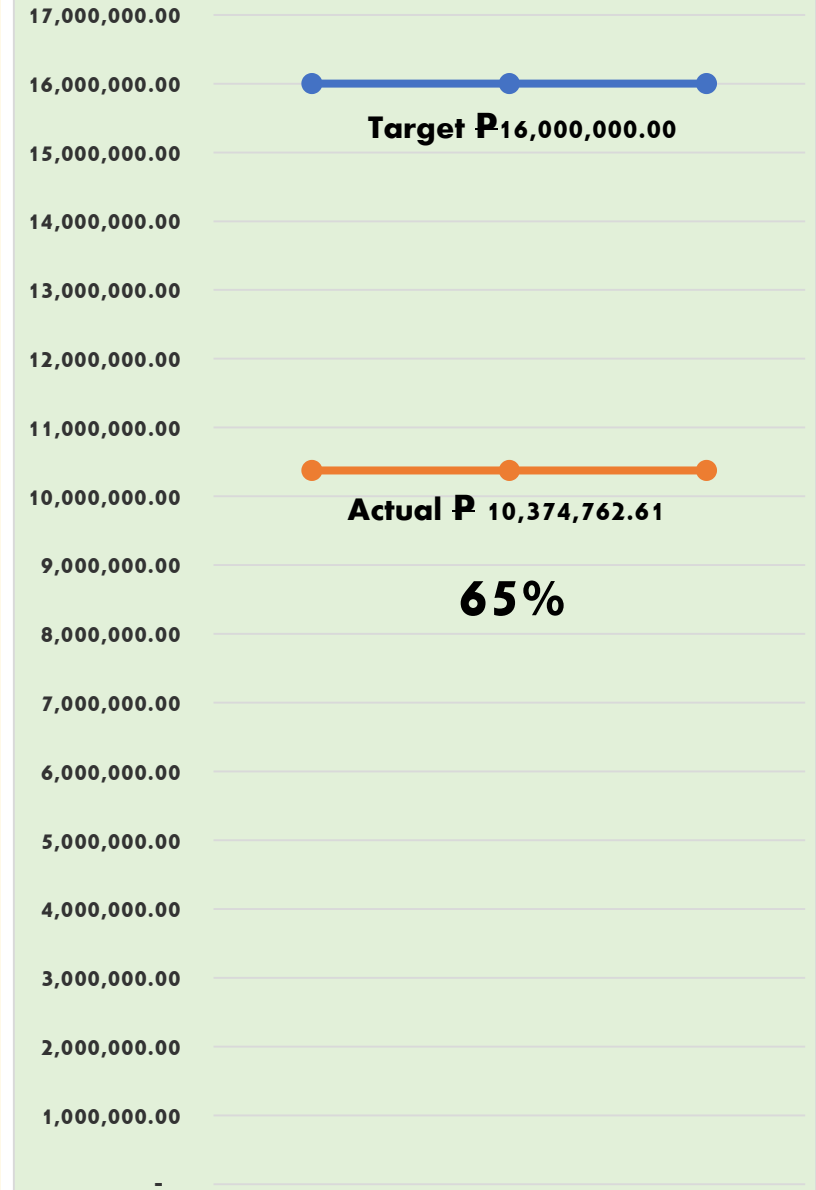
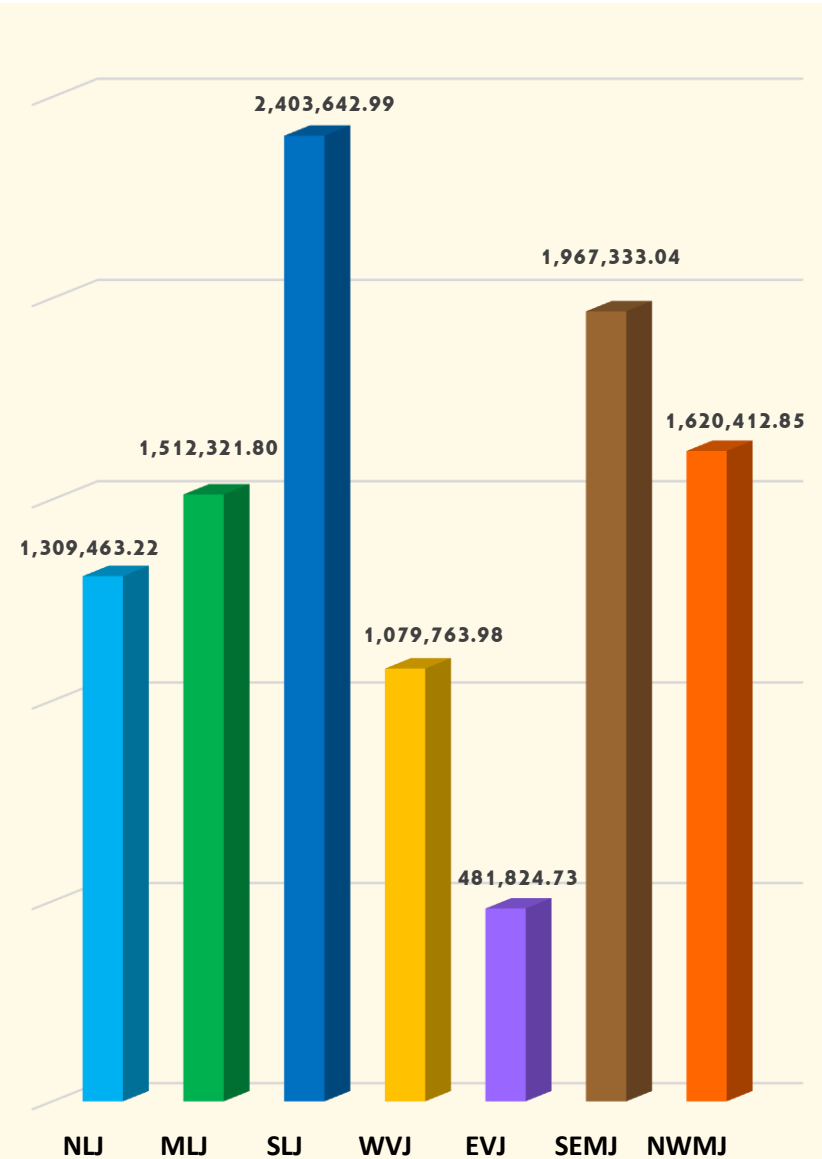


JURISDICTIONAL GIVING

1ST YEAR OF THE QUADRENNIUM



June 1, 2018 – February 28, 2019
(EY 2018 – 2019)





Thank You!