

WIDER MISSION SUPPORT

(June 1, 2018 – May 31, 2019)

The Parable of the Talents (Matthew 25:14-23)

¹⁴ “For it will be like a man going on a journey, who called his servants^[a] and entrusted to them his property. ¹⁵ To one he gave five talents,^[b] to another two, to another one, to each according to his ability. Then he went away. ¹⁶ He who had received the five talents went at once and traded with them, and he made five talents more. ¹⁷ So also he who had the two talents made two talents more. ¹⁸ But he who had received the one talent went and dug in the ground and hid his master’s money. ¹⁹ Now after a long time the master of those servants came and settled accounts with them. ²⁰ And he who had received the five talents came forward, bringing five talents more, saying, ‘Master, you delivered to me five talents; here, I have made five talents more.’ ²¹ His master said to him, **‘Well done, good and faithful servant. You have been faithful over a little; I will set you over much. Enter into the joy of your master.’** ²² And he also who had the two talents came forward, saying, ‘Master, you delivered to me two talents; here, I have made two talents more.’ ²³ His master said to him, ‘Well done, good and faithful servant. You have been faithful over a little; I will set you over much. Enter into the joy of your master.’

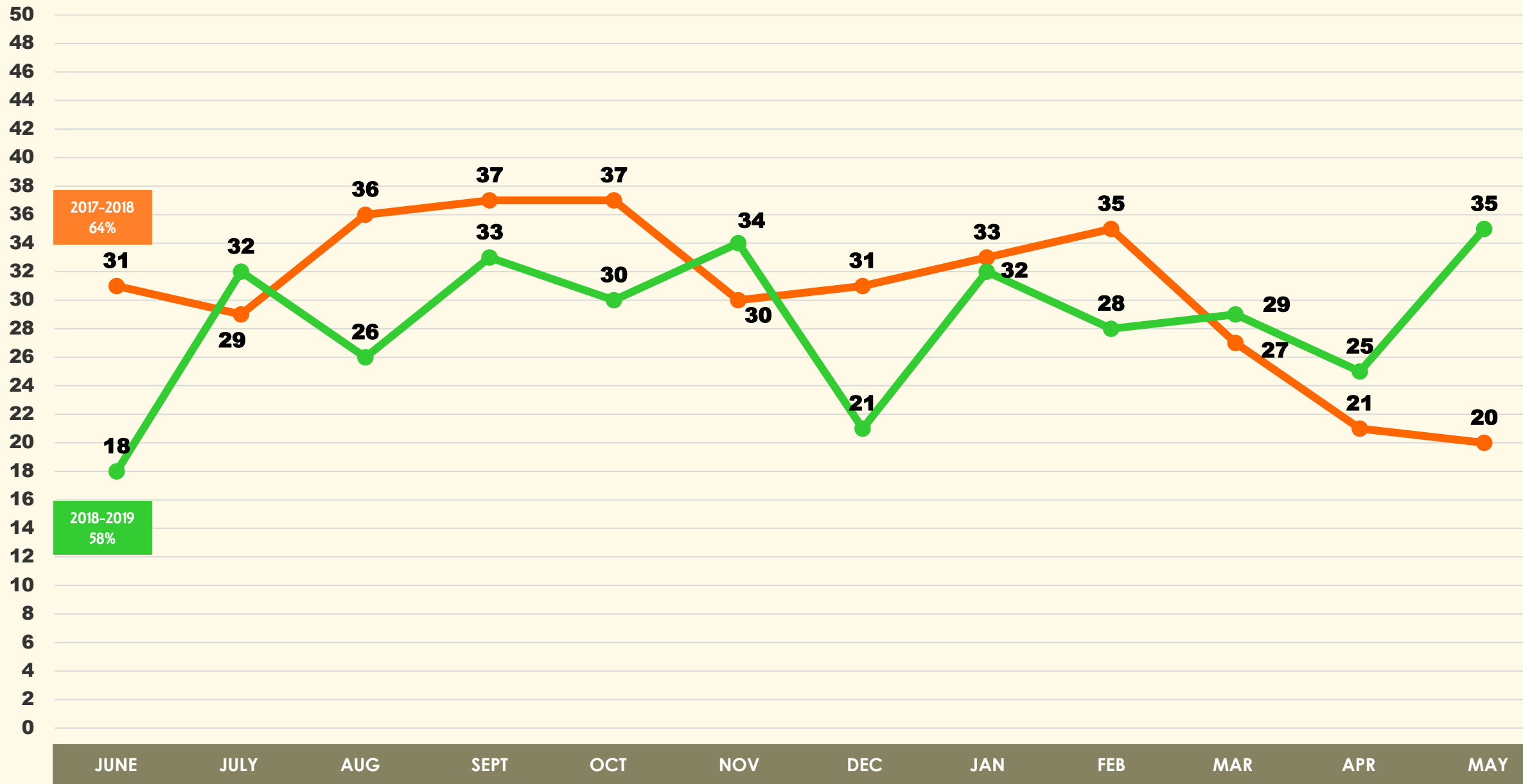
WIDER MISSION SUPPORT

	2018-2019													2017-2018
	JUNE	JULY	AUGUST	SEPTEMBER	OCTOBER	NOVEMBER	DECEMBER	JANUARY	FEBRUARY	MARCH	APRIL	MAY	TOTAL	June 1-May 31
NORTH LUZON JURISDICTION														
Apayao Associate Conference		3,741.00			3,262.00	2,000.00		10,000.00			11,402.00		30,405.00	31,300.00
Highland Conference		21,000.00			25,000.00	50,000.00		50,000.00		25,000.00		100,000.00	271,000.00	270,421.00
North Central Luzon Conference		50,722.20			22,168.69	40,155.50				35,097.65		142,632.69	290,776.73	179,584.28
North Central Luzon-Amburayan Conference			27,878.25			18,062.00					40,300.00	55,581.00	141,821.25	105,665.00
Northeast Luzon Conference			20,000.00	10,000.00	25,000.00	19,657.50		28,199.00	25,000.00	20,000.00		18,027.00	165,883.50	215,024.00
Northwest Luzon Conference		23,151.28		16,692.53				69,630.02				119,205.72	228,679.55	127,716.98
North Highland Conference	54,000.00	26,000.00	34,263.00	40,000.00	50,000.00	100,000.00	179,035.00	135,796.00	49,041.00	35,213.00	53,361.00	130,707.52	887,416.52	392,097.42
Middle Higland Conference		17,440.00			25,423.25	6,920.00	5,917.00	6,573.00	6,735.00		68,879.25	12,495.25	150,382.75	57,845.00
New Abra Conference (ISAC)		4,000.00		2,000.00			3,000.00	2,000.00		4,000.00		6,000.00	21,000.00	14,000.00
sub-total	54,000.00	146,054.48	82,141.25	68,692.53	150,853.94	236,795.00	187,952.00	302,198.02	80,776.00	119,310.65	173,942.25	584,649.18	2,187,365.30	1,393,653.68
MIDDLE LUZON JURISDICTION														
United Metropolis Conference	15,496.66	8,167.66	27,199.23	52,853.51	52,268.94	56,614.66		96,269.22	101,491.78	71,589.27	39,828.97	36,875.95	558,655.85	546,050.85
Lowland Cavite - South Manila Conference	138,238.00	93,888.19	102,247.15	96,740.06	51,272.24	109,159.94		116,435.70	100,000.00	157,990.71		107,441.14	1,073,413.13	945,452.32
West Central Luzon Conference	19,800.00	12,000.00		12,000.00	36,278.86	8,700.00		15,120.00	25,700.00				129,598.86	112,100.00
Northeast Nueva Ecija Asso. Conference		3,069.00	9,311.00					9,000.00				20,000.00	41,380.00	15,900.00
Central Luzon Conference							10,000.00		3,000.00	1,310.25		3,341.50	17,651.75	66,849.05
Manila North Conference			30,000.00	15,000.00	15,000.00	30,000.00		40,000.00		30,000.00	50,000.00		210,000.00	200,000.00
sub-total	173,534.66	117,124.85	168,757.38	176,593.57	154,820.04	204,474.60	10,000.00	276,824.92	230,191.78	260,890.23	89,828.97	167,658.59	2,030,699.59	1,886,352.22
SOUTH LUZON JURISDICTION														
Upland Cavite Conference	100,958.00	106,491.46	101,469.35	96,607.09		190,548.58	87,363.24	64,210.25	93,459.11	94,163.86	95,476.14	107,178.52	1,137,925.60	1,238,651.80
Batangas Associate Conference	58,228.16	42,595.96	32,937.45	42,307.58	13,319.54	43,318.92	10,387.28	75,359.40	40,954.85	67,565.86	11,250.70	116,546.17	554,771.87	626,995.99
Oriental Mindoro Conference				5,000.00					9,500.00				14,500.00	14,641.00
Occidental Mindoro Associate Conference						6,000.00					5,850.00		11,850.00	18,008.00
Southern Tagalog Conference	59,380.64	19,762.54	23,746.94	28,746.80	18,395.17	24,481.86	19,999.12	53,455.93	32,444.68	35,118.28	20,647.02	9,706.47	345,885.45	301,255.61
North Bicol Conference	77,499.75	28,377.45	42,024.32			71,399.75			157,248.25	98,959.92		45,394.65	520,904.09	470,944.57
South Bicol Conference		34,192.78		18,253.57	8,331.70	16,396.91		18,044.07	38,273.88	12,289.35			145,782.26	250,188.74
Northeast Southern Tagalog Conference			54,292.35	64,161.37	59,091.08	93,355.44	72,606.11	26,970.07		114,858.55	99,668.55	35,196.14	620,199.66	671,989.39
Palawan Associate Conference	2,714.00	3,217.85		4,238.85	5,007.00			3,050.00	3,466.54	6,100.00	6,000.00		33,794.24	28,374.29
sub-total	298,780.55	234,638.04	254,470.41	259,315.26	104,144.49	445,501.46	190,355.75	241,089.72	375,347.31	429,055.82	238,892.41	314,021.95	3,385,613.17	3,621,049.39

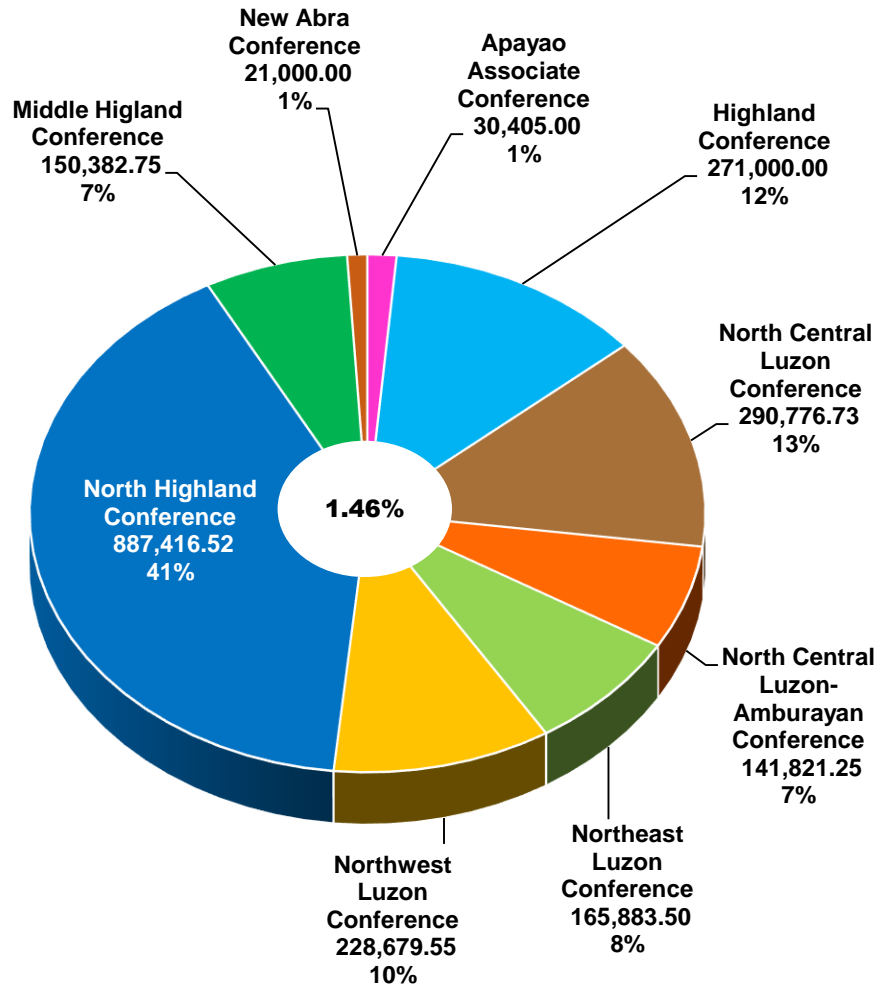
WIDER MISSION SUPPORT

	2018-2019													2017-2018
	JUNE	JULY	AUGUST	SEPTEMBER	OCTOBER	NOVEMBER	DECEMBER	JANUARY	FEBRUARY	MARCH	APRIL	MAY	TOTAL	June 1- May 31
WESTERN VISAYAS JURISDICTION														
Bohol Conference	12,122.50	10,265.50	24,034.28	25,104.25	19,550.25	26,183.05	14,317.84	15,235.25	12,569.53	10,550.50	11,155.25	14,560.50	195,648.70	217,903.43
Cebu Conference				433,756.00					241,882.42	291,072.47		187,092.06	1,153,802.95	621,750.39
North Negros Conference				10,000.00		10,000.00				20,000.00	30,000.00		70,000.00	270,000.00
Negros District Conference				141,900.91									141,900.91	454,334.38
Central Negros Associate Conference				38,500.00	3,749.00	8,000.00						32,216.00	82,465.00	67,425.00
Western Visayas Conference			9,250.20			23,343.00						30,000.00	62,593.20	128,026.00
sub-total	12,122.50	10,265.50	33,284.48	649,261.16	23,299.25	67,526.05	14,317.84	15,235.25	254,451.95	321,622.97	41,155.25	263,868.56	1,706,410.76	1,759,439.20
EASTERN VISAYAS JURISDICTION														
Masbate Conference	10,000.00	6,736.83			10,000.00				10,000.00				36,736.83	-
Northeastern Leyte-Biliran Conference		12,000.00		10,950.00			8,882.90					10,497.00	42,329.90	111,129.94
Samar Island District Conference		6,530.00		6,622.00	8,459.00	4,910.00		5,867.00	4,617.00	10,412.00	7,075.00	12,460.00	66,952.00	89,163.00
Southern Western Leyte Conference	50,100.00	50,550.00	50,750.00	50,895.00		51,155.00	51,250.00	51,550.00		51,785.00			408,035.00	563,625.00
Northern Western Samar Conference		20,000.00					20,000.00	35,000.00			15,000.00	42,000.00	132,000.00	80,000.00
sub-total	60,100.00	95,816.83	50,750.00	68,467.00	18,459.00	56,065.00	80,132.90	92,417.00	14,617.00	62,197.00	22,075.00	64,957.00	686,053.73	843,917.94
SOUTHEAST MINDANAO JURISDICTION														
Surigao-Dinagat District Conference		30,250.00	44,350.00	50,250.00	61,497.80	33,725.25	16,520.00	39,555.00		200,000.00	50,000.00		526,148.05	709,541.60
Associate Conference of Surigao			37,610.00						67,471.49	350,326.75			455,408.24	
Agusan District Conference	86,294.05	99,931.10	106,149.75	80,742.85	127,483.85	116,260.40		216,288.10	66,035.25		91,085.90	88,333.05	1,078,604.30	929,592.65
Cotabato Annual Conference			10,000.00		10,000.00	20,000.00	10,000.00			20,000.00		40,000.00	110,000.00	125,000.00
South Cotabato Sarangani District Conf.		5,000.00	8,500.00	12,500.00	3,000.00	8,000.00	5,000.00	7,848.50	3,000.00	12,000.00	5,000.00	3,000.00	72,848.50	50,382.00
Northeastern Davao District Conference	27,328.85	25,031.15	39,205.80	22,829.70	29,060.10	47,152.00	26,475.60	34,000.00	37,986.45	36,105.40	34,325.00	61,679.65	421,179.70	377,092.35
Southern Mindanao District Conference	30,000.00		65,000.00	35,000.00	30,000.00	30,000.00	35,000.00		70,000.00	40,000.00		50,000.00	385,000.00	380,000.00
sub-total	143,622.90	160,212.25	310,815.55	201,322.55	261,041.75	255,137.65	92,995.60	297,691.60	244,493.19	658,432.15	180,410.90	243,012.70	3,049,188.79	2,571,608.60
NORTHWEST MINDANAO JURISDICTION														
Lanao District Conference		17,400.00			21,938.00		13,500.00	15,020.00					67,858.00	105,551.28
Central Mindanao Annual Conference		140,204.83		34,677.85				165,270.20	49,964.66			62,814.85	452,932.39	608,799.12
Bukidnon Area Conference	35,763.41	32,364.73	35,217.39	33,817.67	37,861.43	39,297.27	41,250.35	49,306.43	42,156.62	47,541.13	41,611.27	38,472.43	474,660.13	471,781.81
District Conf. of Northern Mindanao	35,600.00		72,068.00	34,900.00	36,200.00	37,400.00	32,897.50	36,000.00	48,720.00	44,460.00	45,363.00	40,637.00	464,245.50	574,736.32
Western Mindanao Conference		40,928.25	38,636.00	41,278.25	96,988.26	53,600.00		99,623.75	39,962.00		93,450.00	41,654.00	546,120.51	539,877.00
District Conf. of Southern Zamboanga	12,000.00	12,000.00	12,000.00	12,000.00	12,000.00	12,000.00	12,000.00	12,000.00	12,000.00		27,000.00	15,000.00	150,000.00	75,500.00
District Conf. of Northern Zamboanga											150,000.00	100,000.00	250,000.00	310,725.00
sub-total	83,363.41	242,897.81	157,921.39	156,673.77	204,987.69	142,297.27	99,647.85	377,220.38	192,803.28	92,001.13	357,424.27	298,578.28	2,405,816.53	2,686,970.53
GRAND TOTAL	825,524.02	1,007,009.76	1,058,140.46	1,580,325.84	917,606.16	1,407,797.03	675,401.94	1,602,676.89	1,392,680.51	1,943,509.95	1,103,729.05	1,936,746.26	15,451,147.87	14,762,991.56

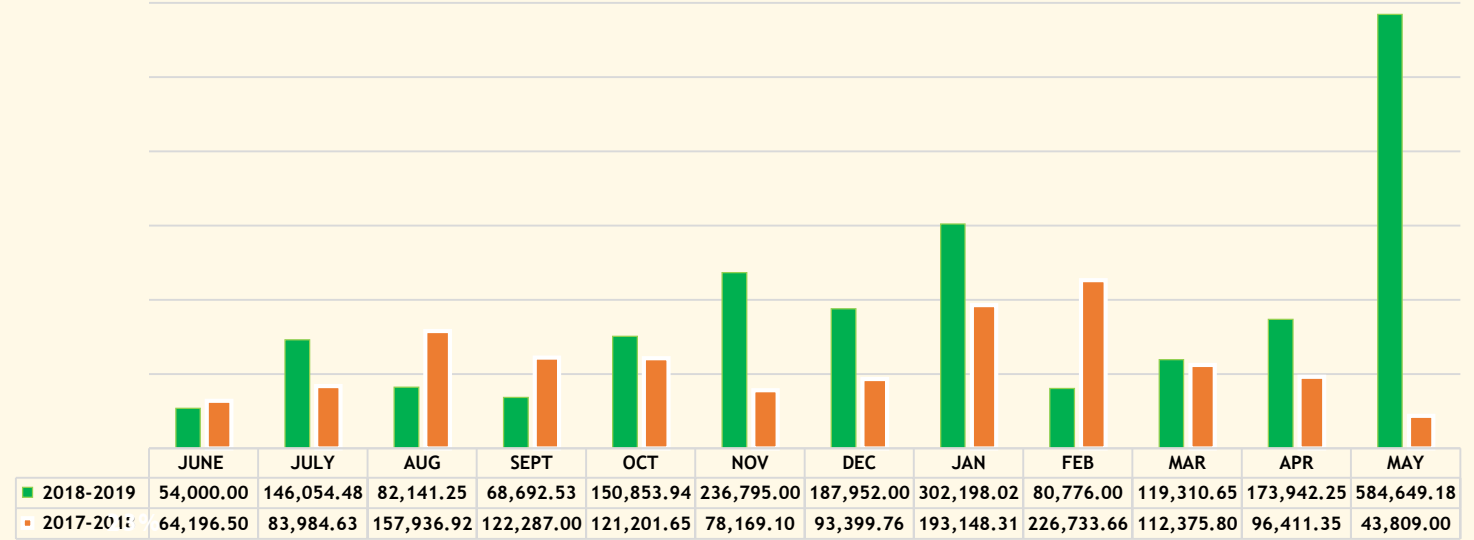
COMPARATIVE PARTICIPATION OF THE CONFERENCES



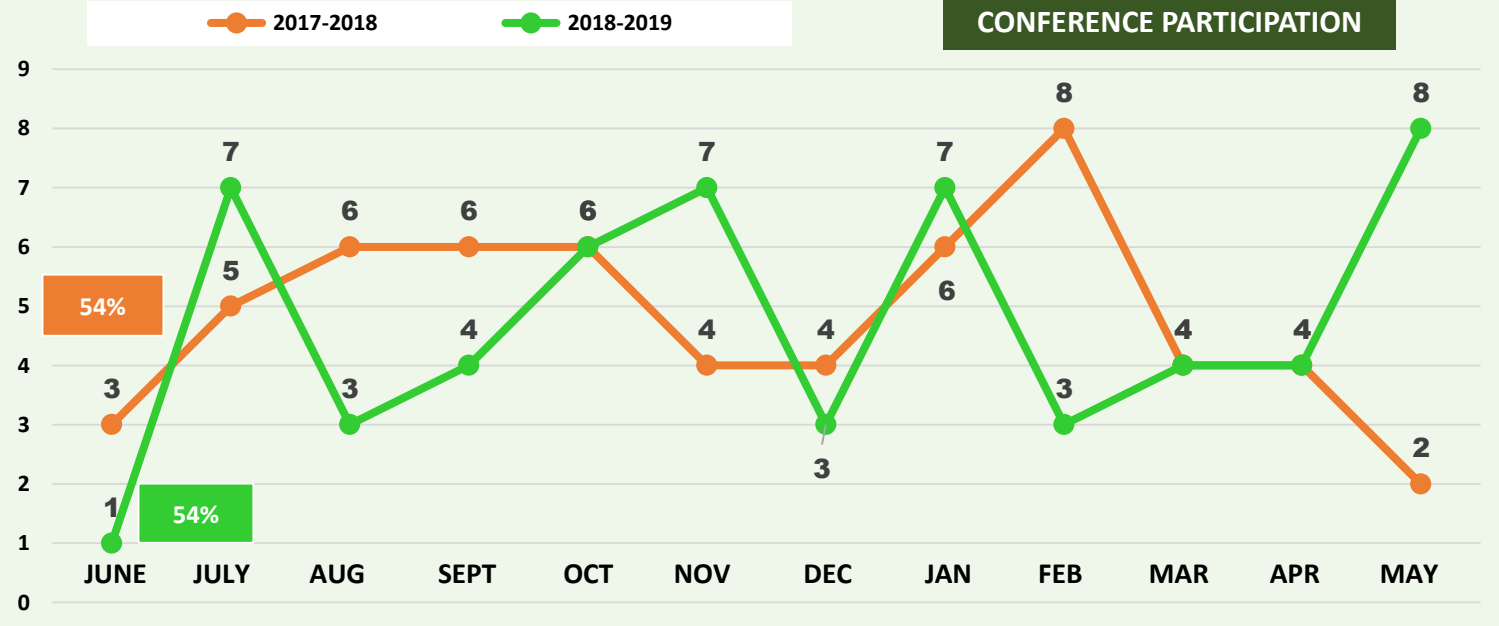
NORTH LUZON JURISDICTION -P- 2,187,365.30

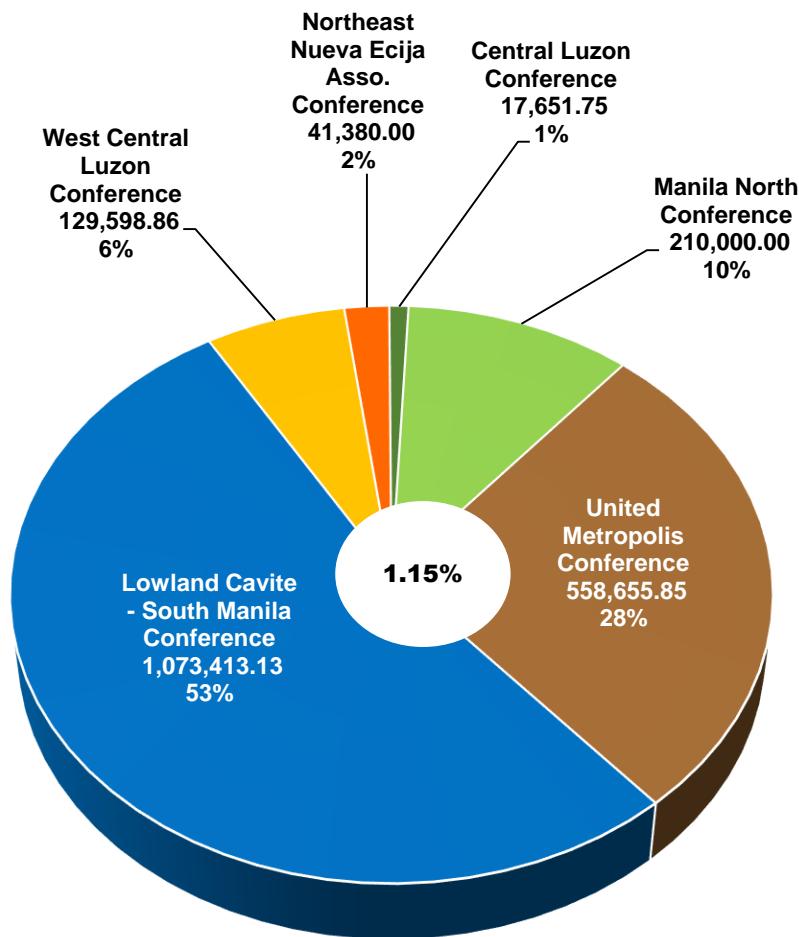


COMPARATIVE GIVING

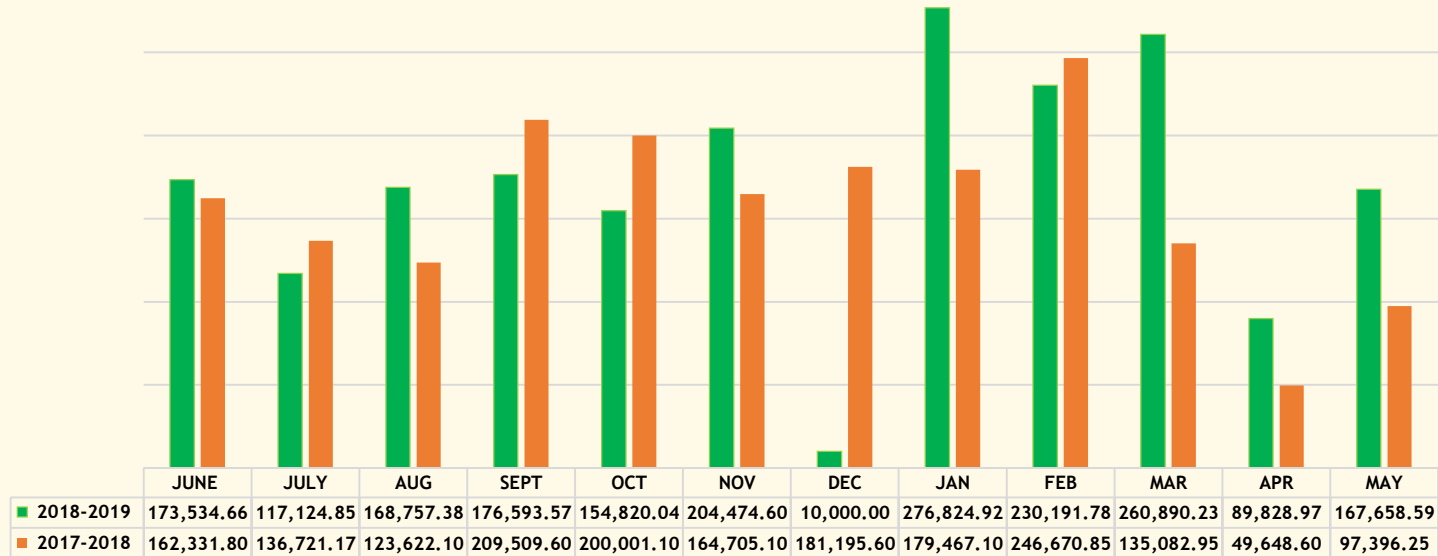


CONFERENCE PARTICIPATION

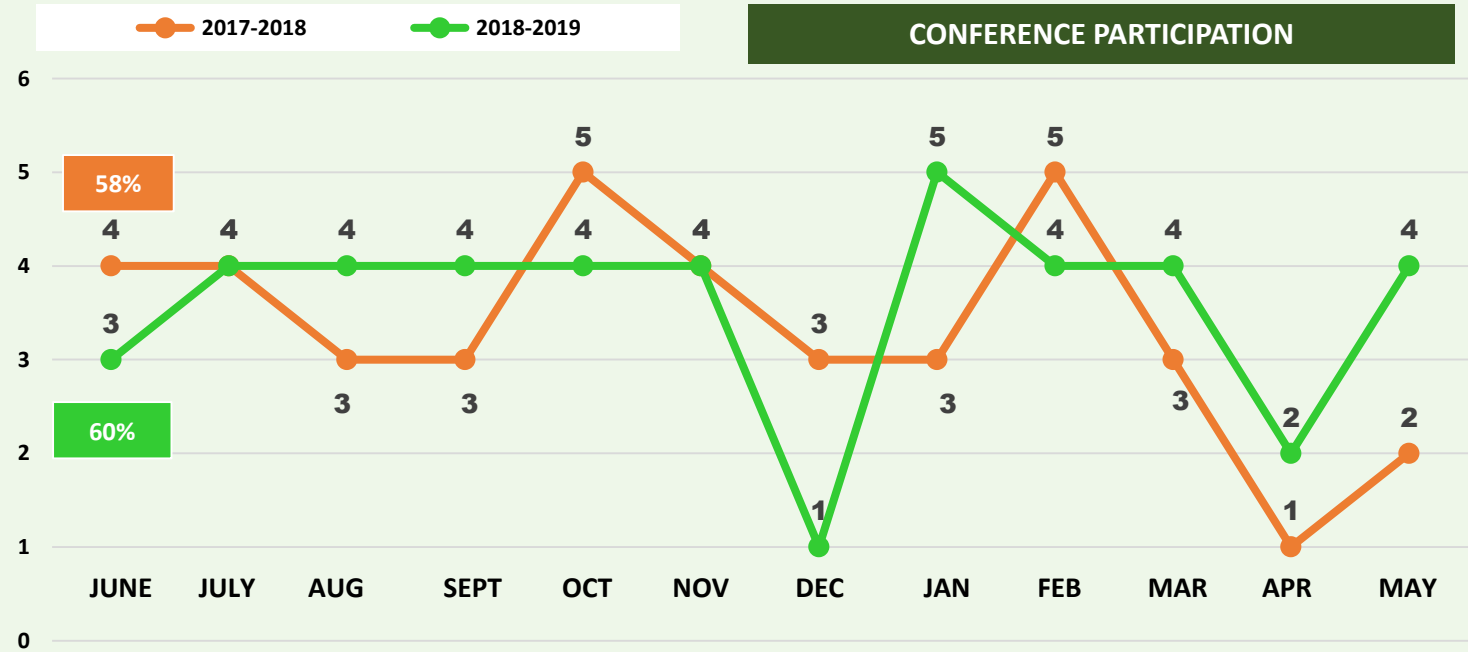




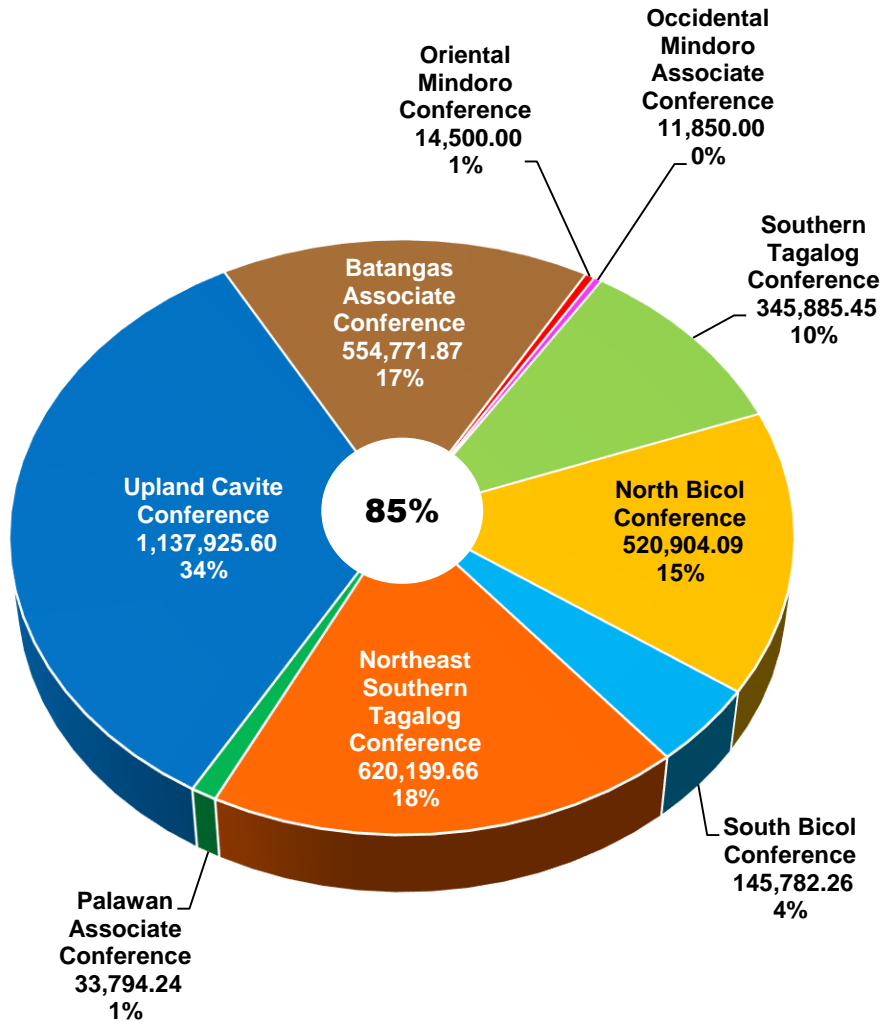
COMPARATIVE GIVING



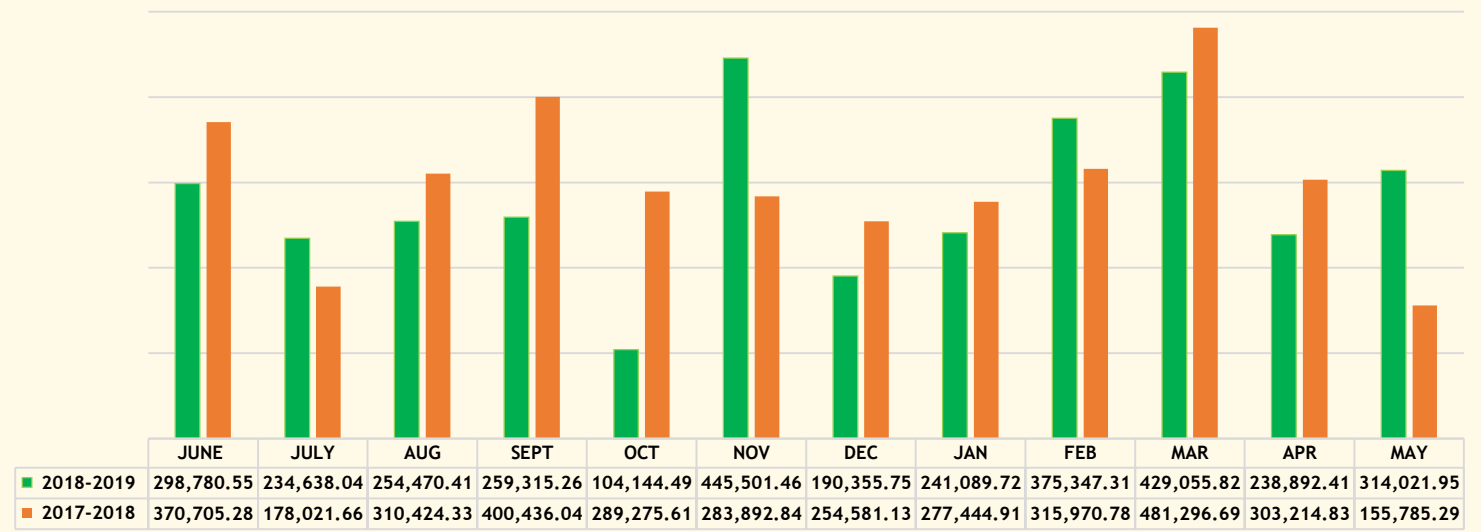
CONFERENCE PARTICIPATION



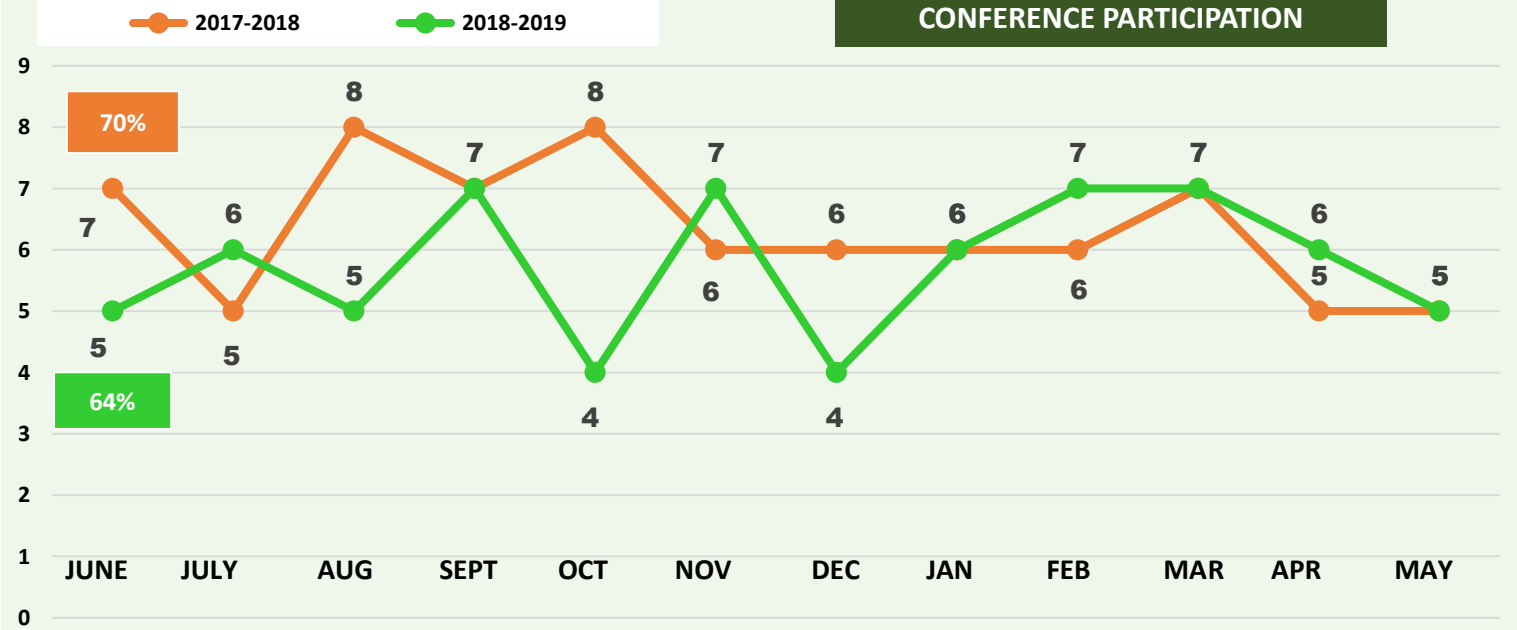
SOUTH LUZON JURISDICTION -P- 3,385,613.17

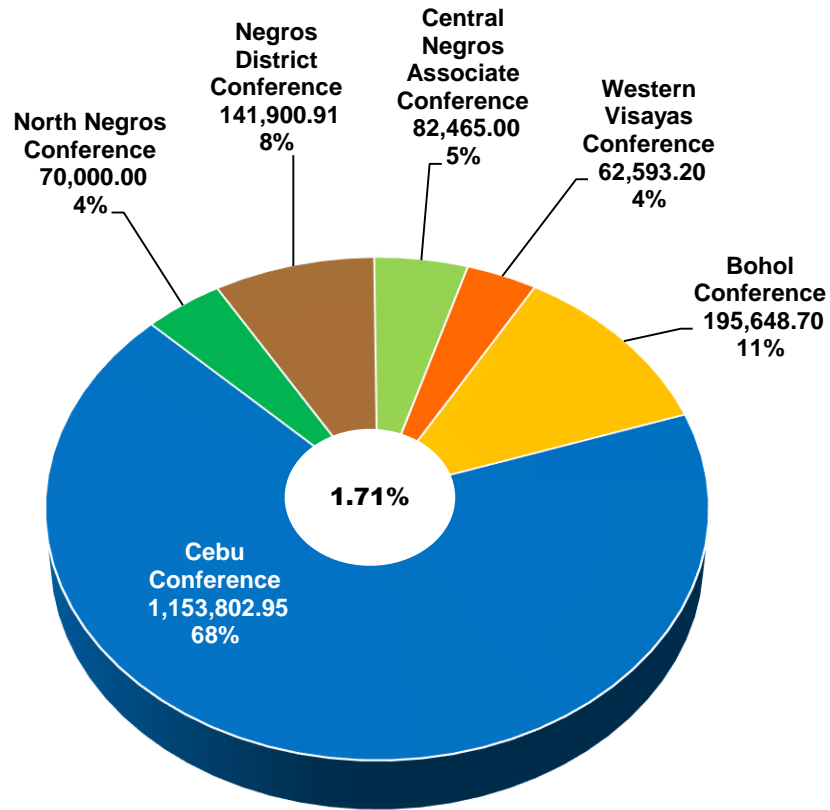


COMPARATIVE GIVING

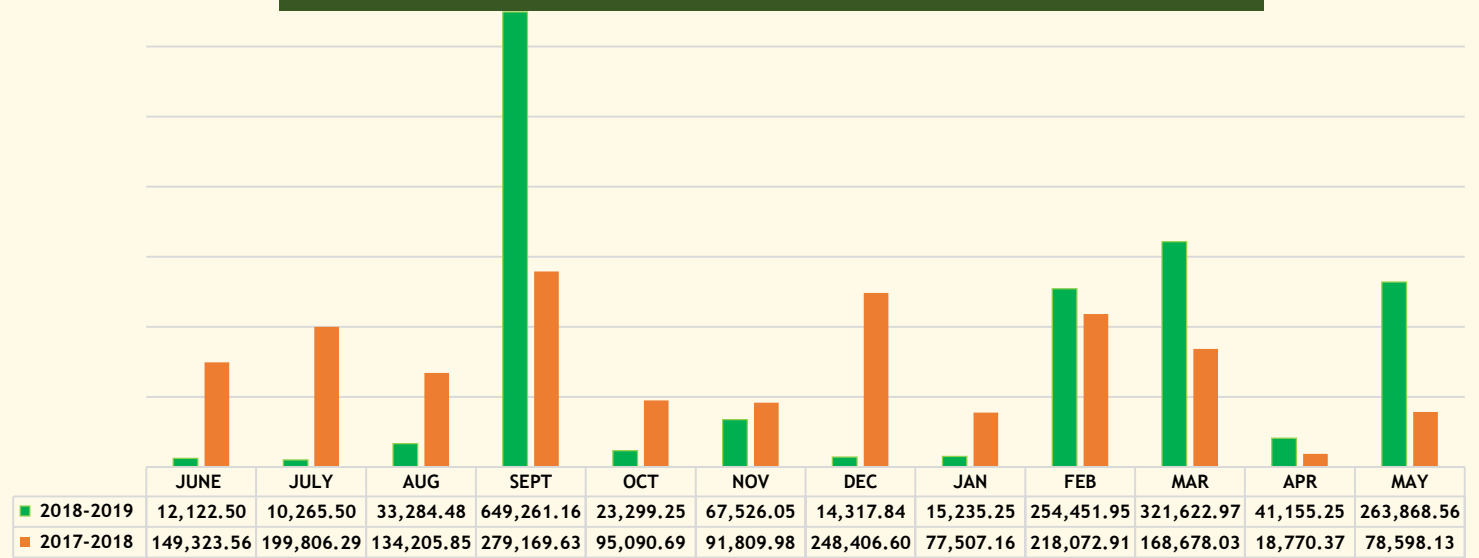


CONFERENCE PARTICIPATION

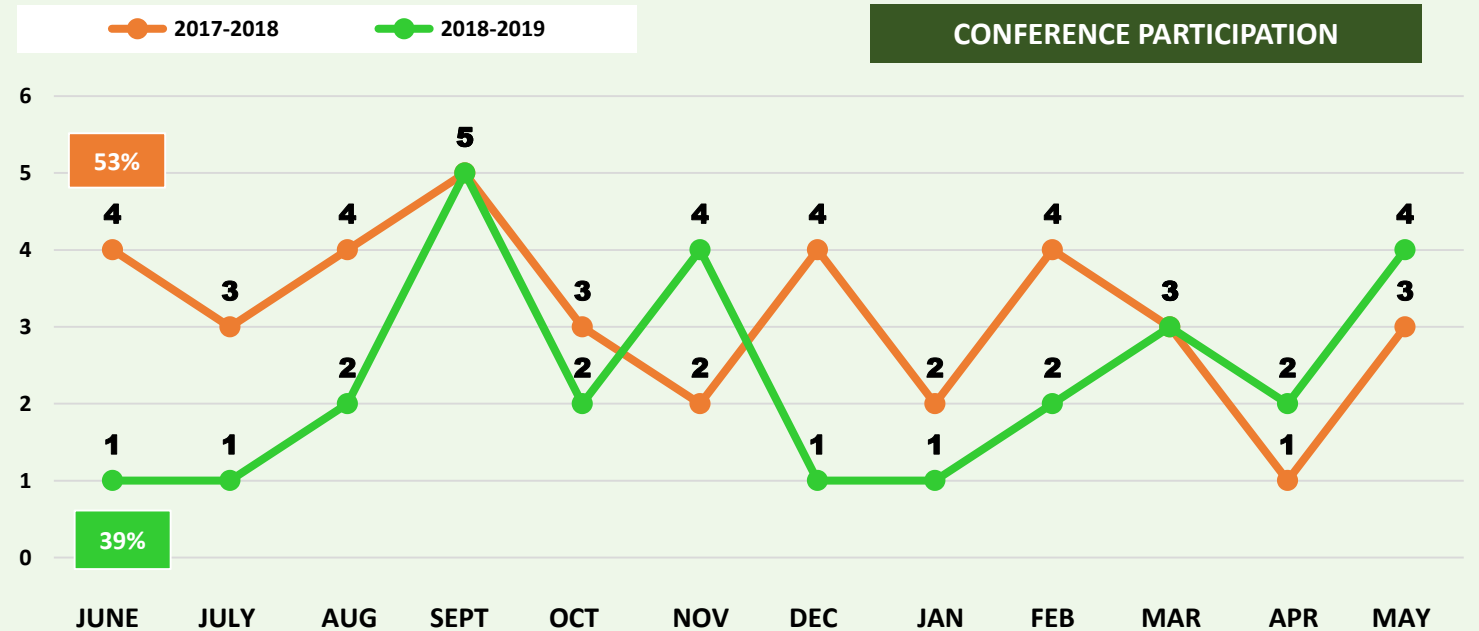




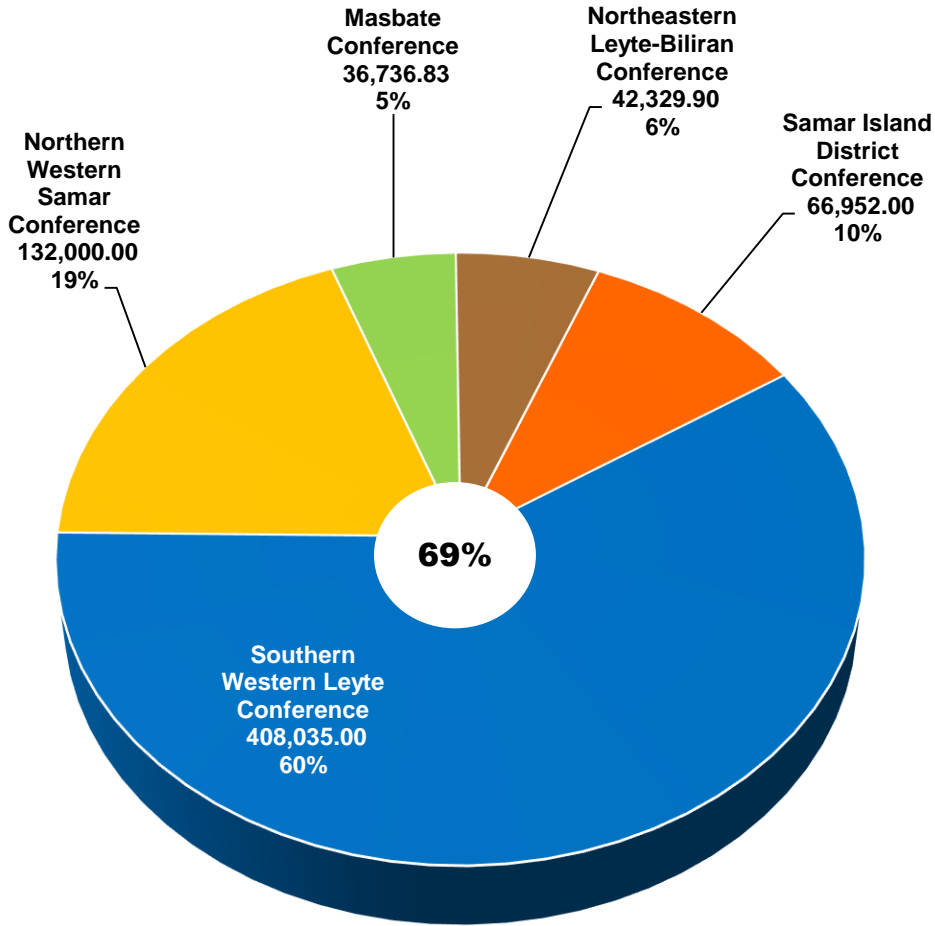
COMPARATIVE GIVING



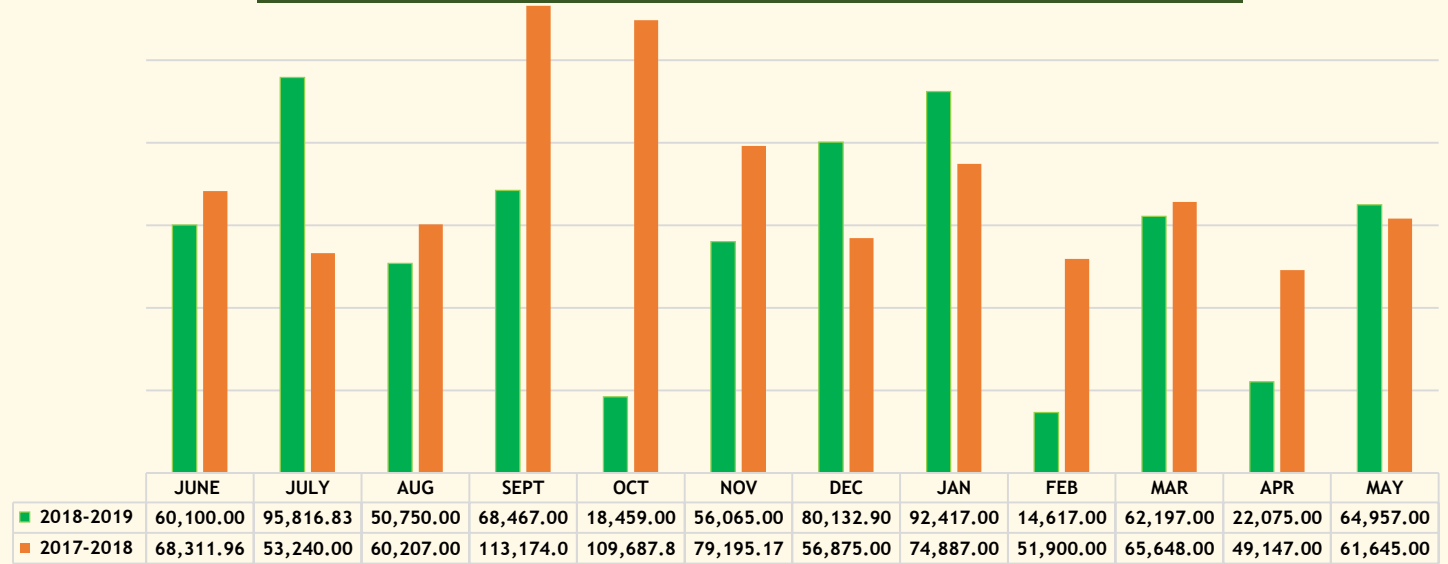
CONFERENCE PARTICIPATION



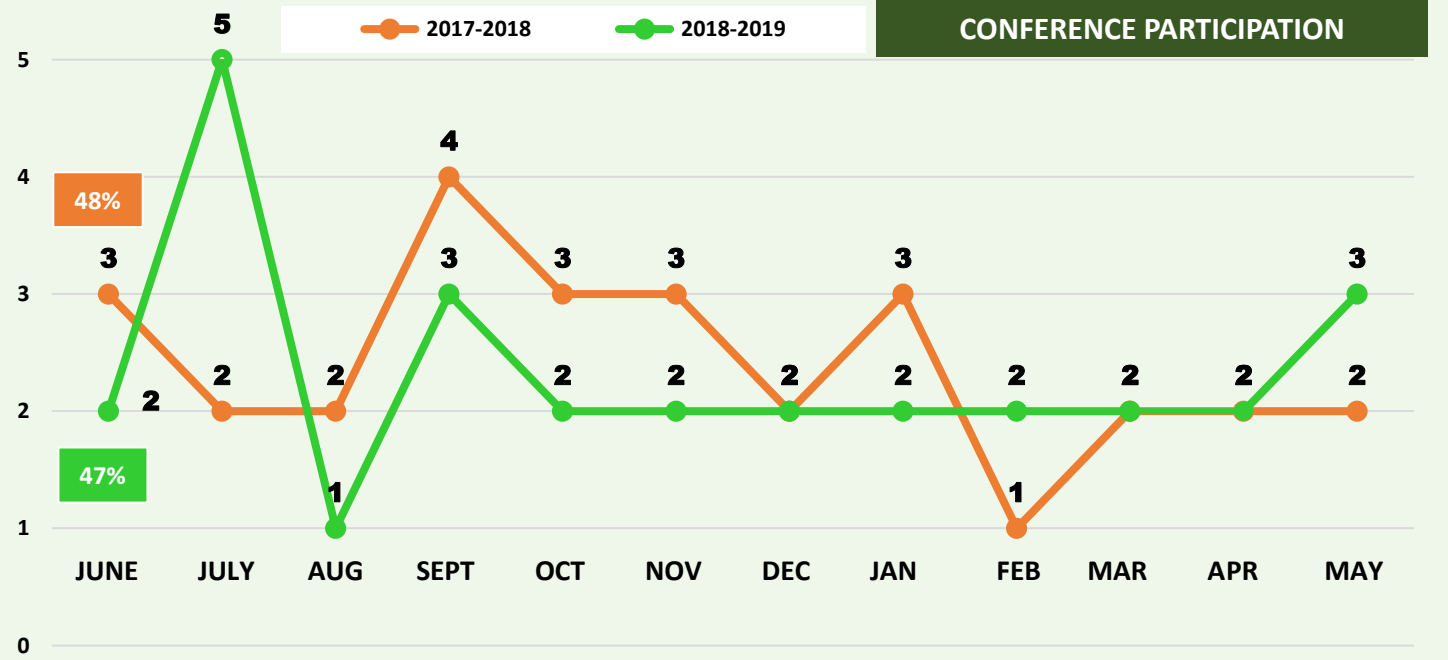
EAST VISAYAS JURISDICTION -P- 686,053.73



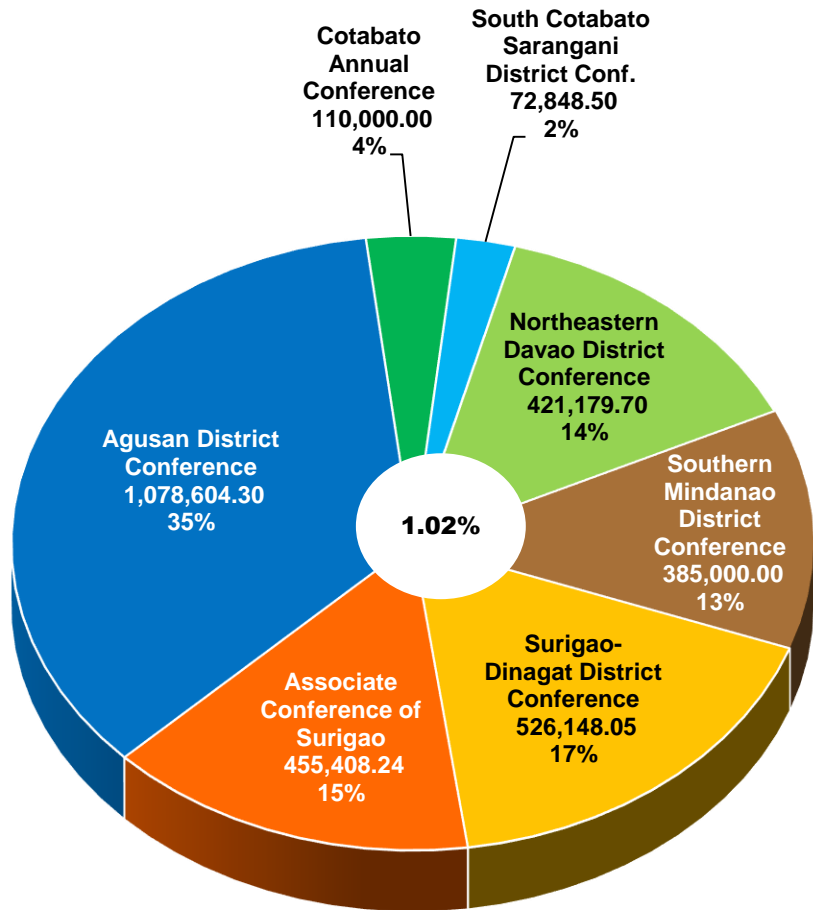
COMPARATIVE GIVING



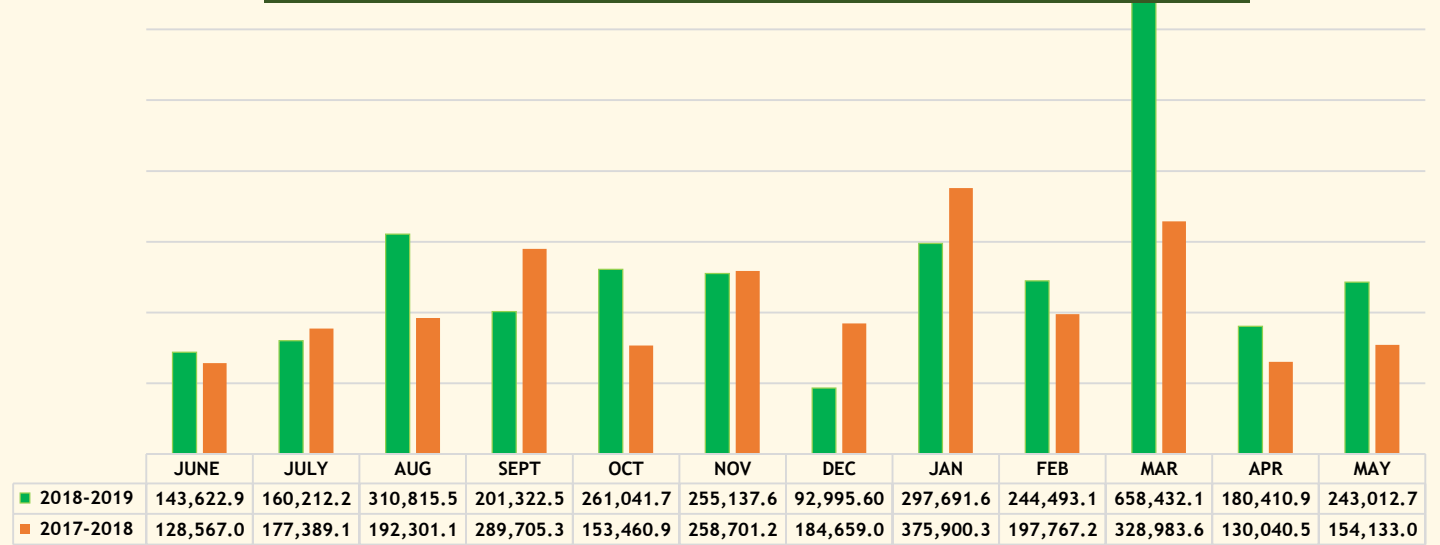
CONFERENCE PARTICIPATION



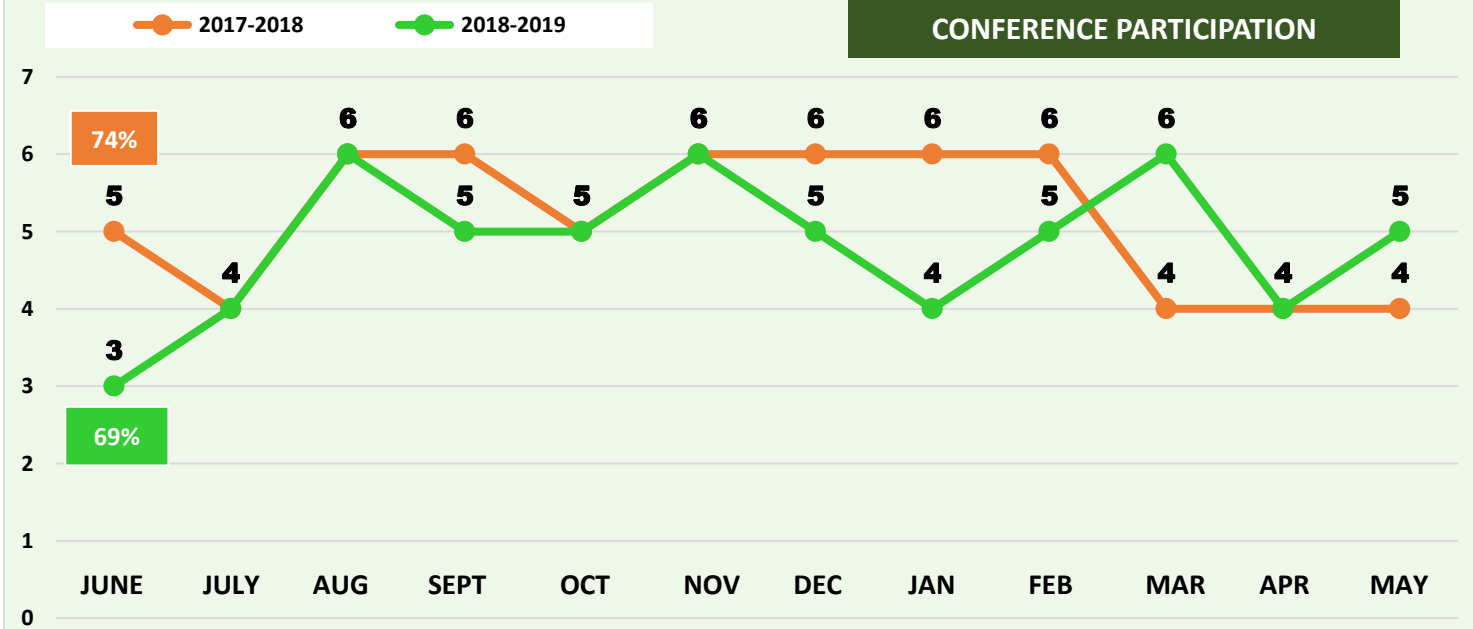
SOUTHEAST MINDANAO JURISDICTION -P- 3,049,188.79



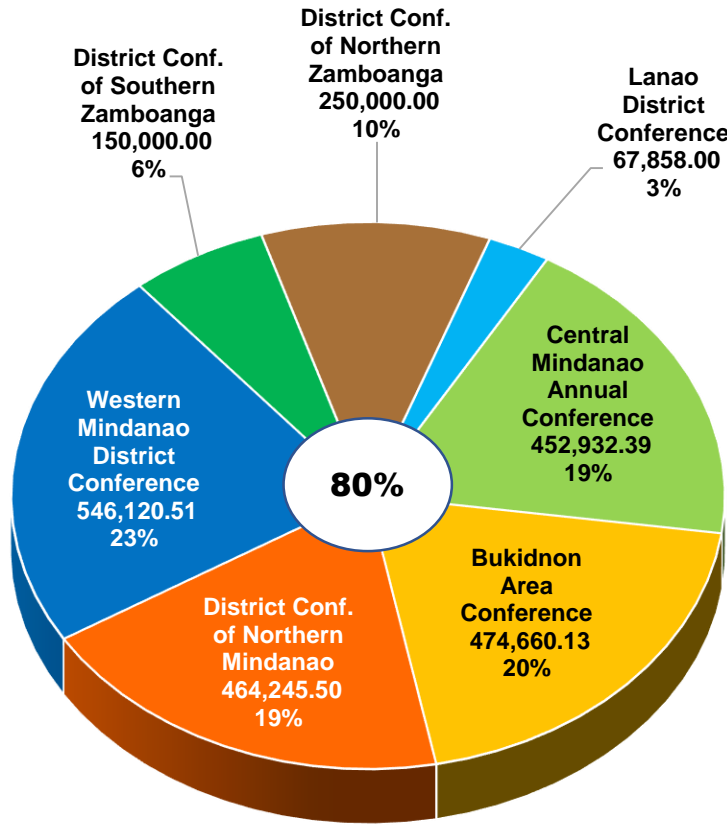
COMPARATIVE GIVING



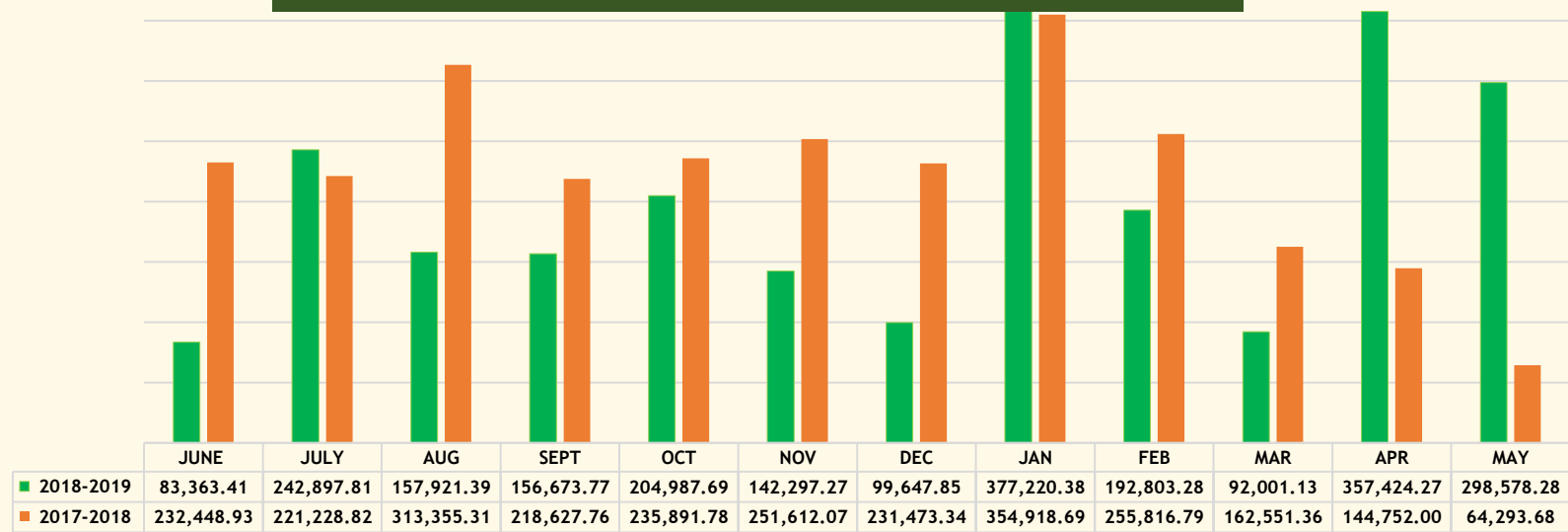
CONFERENCE PARTICIPATION



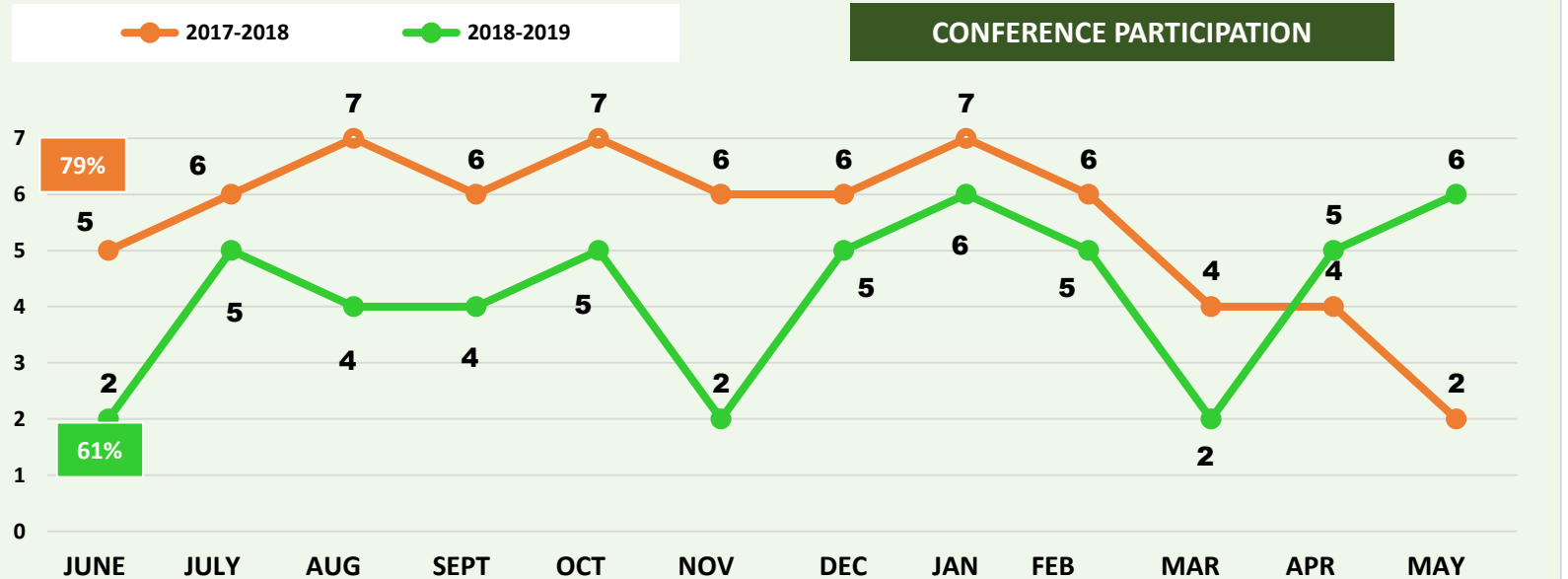
NORTHWEST MINDANAO JURISDICTION -P- 2,405,816.53



COMPARATIVE GIVING



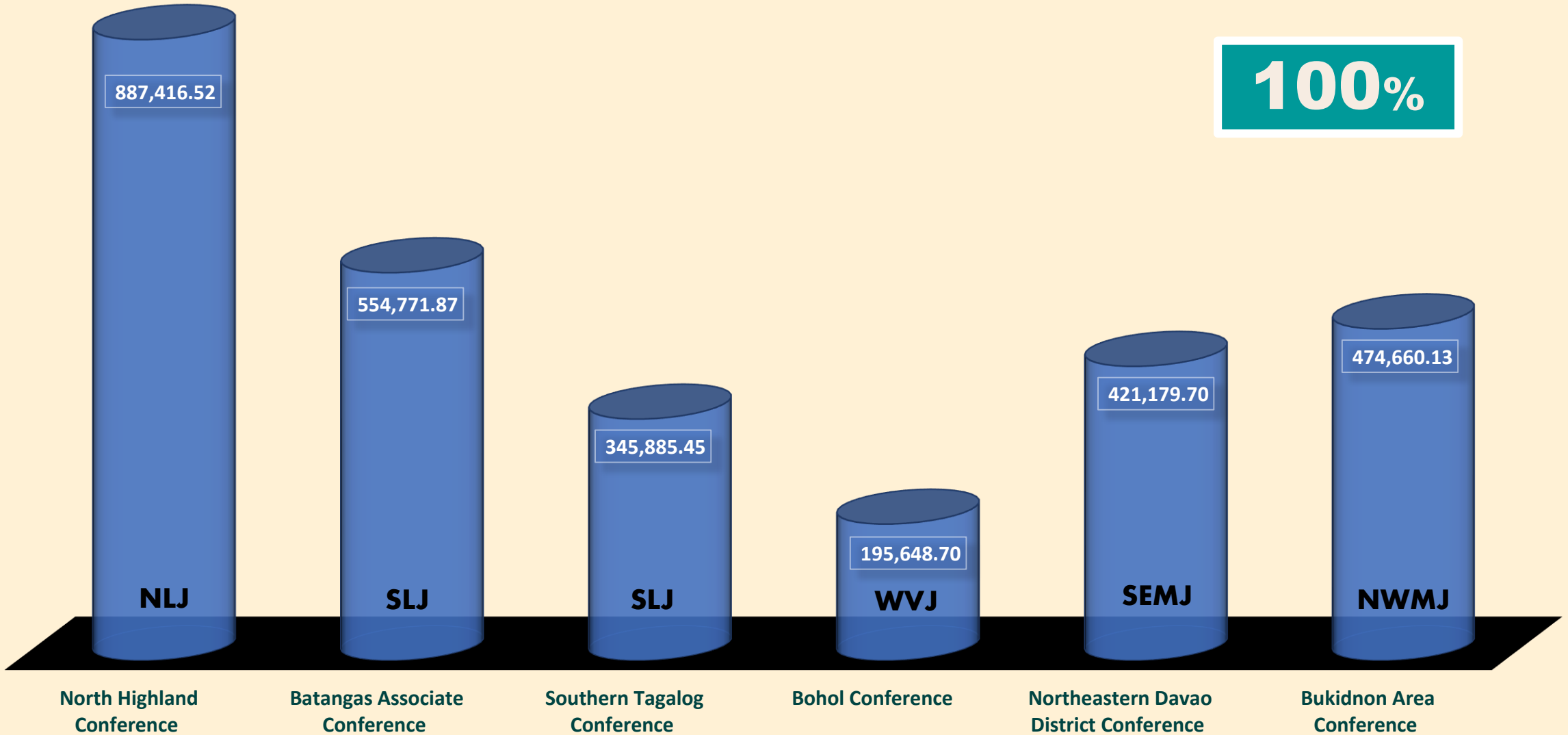
CONFERENCE PARTICIPATION



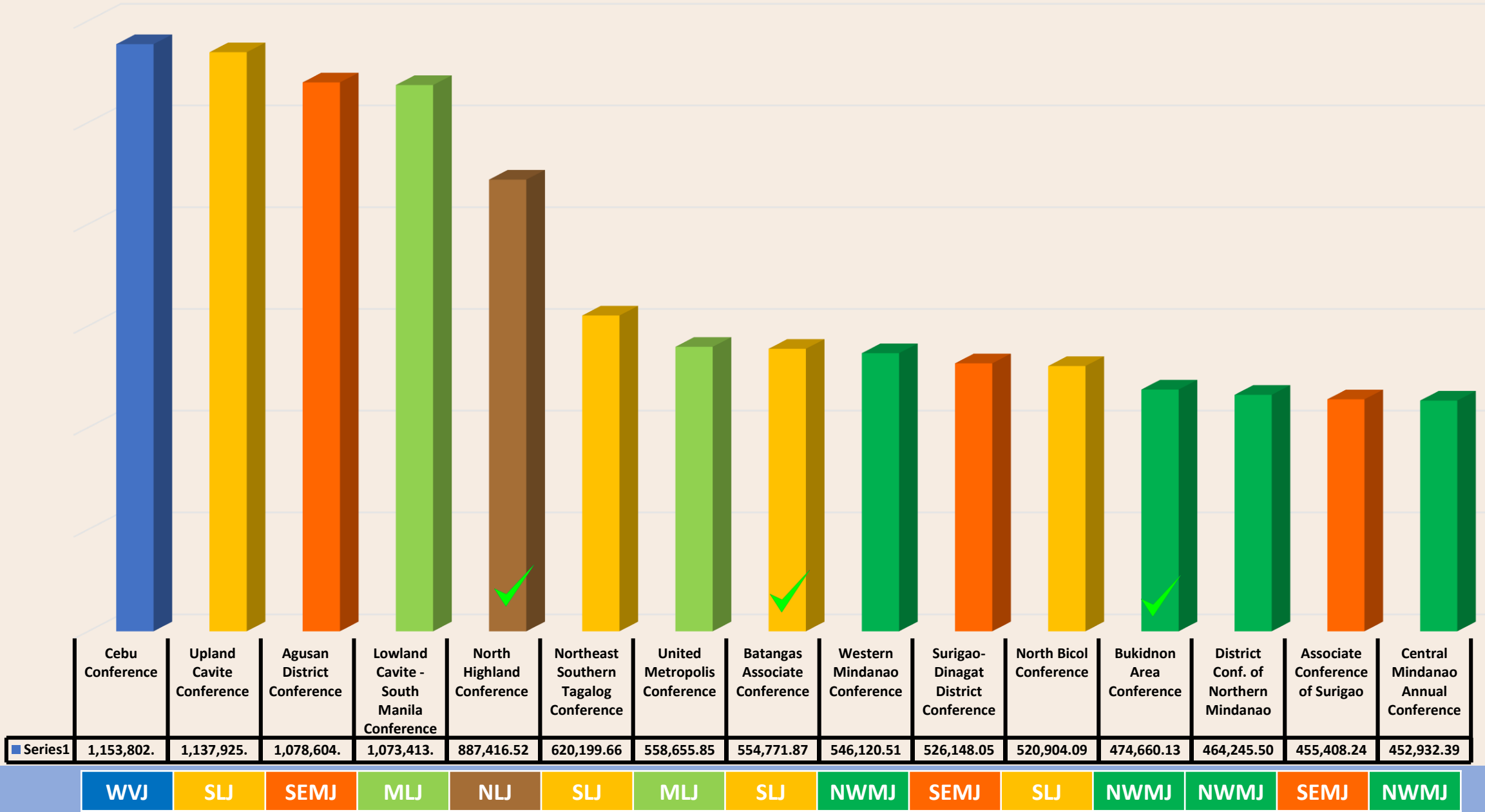


CONSISTENT GIVERS

100%

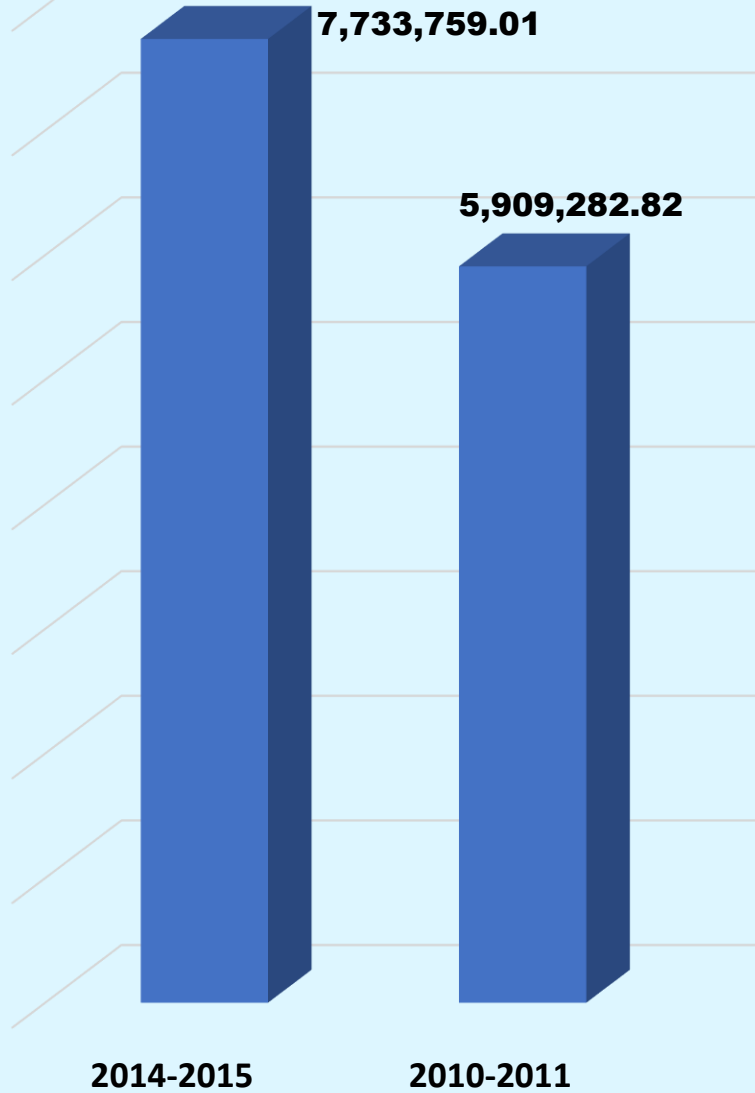


TOP 15 CONFERENCES

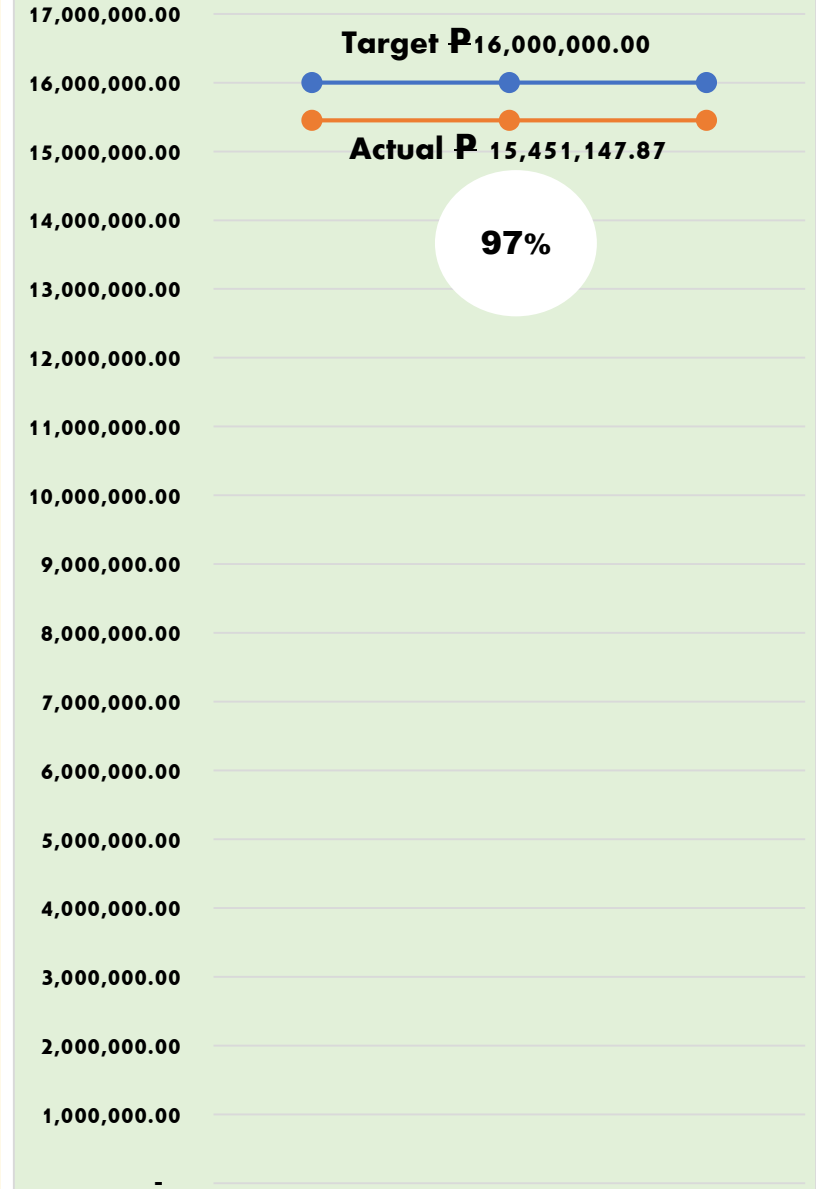
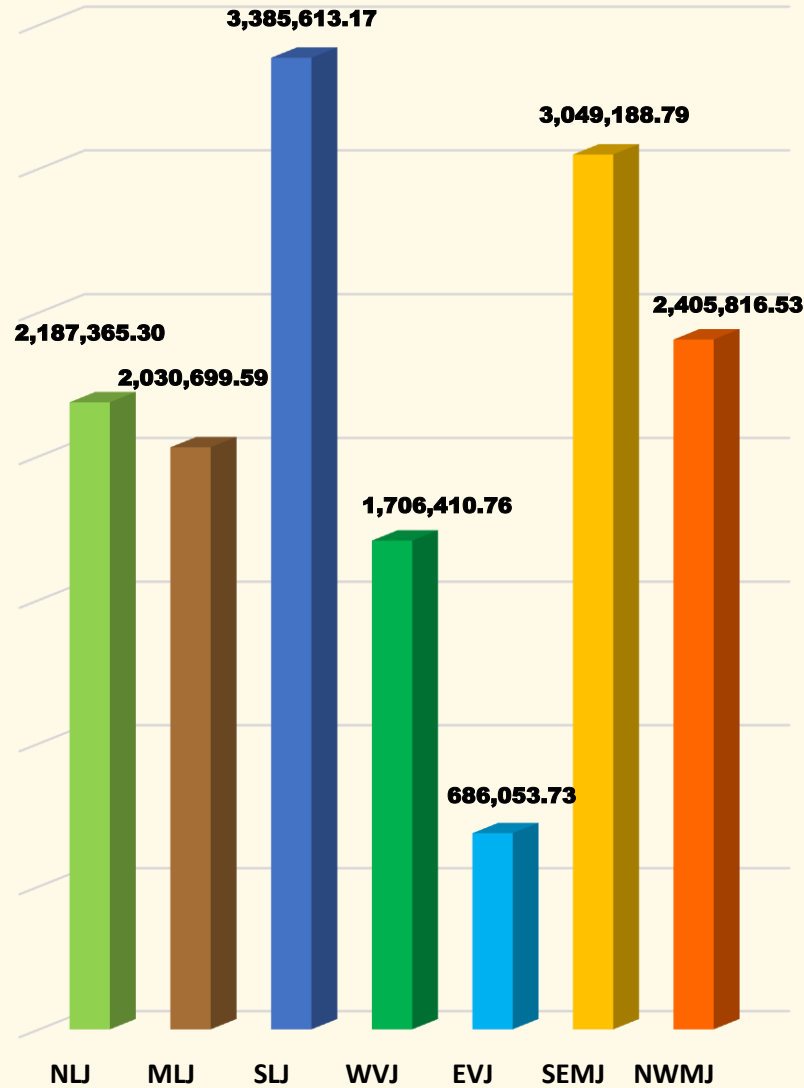


JURISDICTIONAL GIVING

1ST YEAR OF THE QUADRENNIUM



June 1, 2018 – May 31, 2019
(EY 2018 – 2019)





Thank You!